

*Book
of
Ceremonies*

*Job's Daughters
International*

Revised July, 2025

Table of Contents

About this Book	4
Use of the Gavel	4
SECTION A: Ceremonies for Bethels	5
Institution of a Bethel	5
a. Ceremony – with assistance of a Bethel at a Closed Meeting.....	5
b. Ceremony – without assistance of a Bethel at a Closed Meeting	9
Chartering of a Bethel	13
Majority Ceremony	16
Obligation Ceremony	22
Mother Mick Ceremonies	25
In Memory of Mother Mick	25
A Tribute to our Founder.....	26
String of Pearls	26
Birthday Celebration for Ethel T. Wead Mick.....	28
Visit from Mother Mick	31
Mother Mick’s Bouquet	34
SECTION B: Bethel Installation.....	38
Instructions.....	38
Installation of Bethel Officers and Bethel Choir	39
Installation of Bethel Officers Honored Queen Installed Last	47
Installation of Bethel Officers Honored Queen Installed First.....	54
Narrations for Installation Ceremonies.....	62
Book of Gold.....	62
Book of Music	64
Book of Silver.....	66
A Crown of Glory	67
The Ceremony of Flowers	69
Friendship Circle of Faith.....	71
Keys to Happiness.....	73
Others	78
Praying Hands	80
Rose Festival.....	82
The Story of Christmas.....	84
Youth, the Heart of the World	88
Precious Moments.....	91
You’ve Got a Friend.....	93
Love and Patience.....	95
A Walk in the Garden of Love.....	97

The Daisies.....	99
The Friend in You	102
Our Inheritance	104
The “I Am’s of Jesus”	108
Installation of Bethel Guardian Council.....	112
SECTION C: Jurisdictional Guardian Councils	119
Chartering of Jurisdictional Guardian Council.....	119
Installation of Jurisdictional Guardian Council	123
SECTION D: Grand Guardian Councils	129
Chartering of a Grand Guardian Council	129
Installation of a Grand Guardian Council	132
SECTION E: Supreme Bethel & Supreme Guardian Council	139
Installation of Supreme Guardian Council	139
Installation of Supreme Bethel	149
Installation of Supreme Bethel Guardian and Associate Supreme Bethel Guardian	157
Supreme Bethel Business Meeting.....	159
SECTION F: Other Ceremonies.....	166
Degree of Royal Purple.....	166
Lily of the Valley Award Ceremony	169
Ceremony for Prospective Members and their Parents	172
Ceremonies for Jobies to Bee.....	181
a. Jobie to Bee Ceremony	181
b. Seeds of Promise	184
c. Rosebud.....	185
Job’s Daughters Emblem.....	187
Bible Ceremony	188
Flag Ceremony for the United States Flag.....	190
Bethel Flag Tribute.....	191
Friendship Ceremony.....	192
Pin Ceremony	195
Love is... Our Parents.....	196
Parents’ Ceremony	197
Let’s Get Acquainted.....	199
Story of the Robe	202
Ceremony of the Symbols.....	204

Distinguished Order of Job’s Daughters	205
Adult Worker Memorial Ceremony	208
Memorial Ceremony	209
Easter Service	211
Story of Job – 1975	213
Section G: Ceremonies for Other Organizations	217
Honoring Masonic Organizations	217
a. Masons	217
b. Eastern Star	218
c. Order of the Amaranth	219
d. White Shrine of Jerusalem	220
Masonic Tribute	221
Diagrams	223
Definitions	272

About this Book

This book includes the supplemental Ceremonies you will use outside of the Ritual. These instructions serve as a guide, allowing small modifications to meet the needs of your Bethel or location.

Use of the Gavel

- The Honored Queen always stands when using the gavel.
- Three raps call up the assembly (***) .
- Two raps call up the Officers and Bethel Choir (**).
- One rap seats the entire assembly or calls the entire assembly to order (*).
- One rap also signifies that an Order of Business, a motion or an action has been completed (*).

Hereafter, raps will be indicated with one (*), two (**) or three asterisks (***)

SECTION A: Ceremonies for Bethels

If Grand Jurisdictions use the Supreme Book of Ceremonies and have other ceremonies which have been approved by the Supreme Jurisprudence Committee, such as Prospective Members, Degree of Royal Purple, Flag, Honoring Masonically-affiliated groups, etc., they may be added to the loose-leaf binder. If ceremonies have not been approved by the Supreme Jurisprudence Committee, they must be submitted before being added to the binder. Other narrations for Installations may also be used if properly approved in the jurisdiction.

Institution of a Bethel

It is recommended that the organizer of Bethels, both Supreme and Grand, use this Official Book of Ceremonies in conjunction with information from the Supreme Guardian Council (SGC).

The purpose of the ceremony is to instruct and establish the functional elements of the Bethel. The basic elements are:

1. Installation of the BGC, Membership Ceremony (or Obligation) of the Bethel Daughters, Installation of the Bethel Officers.
2. These ceremonies can be conducted with or without the assistance of a Chartered Bethel.

The Instituting Officer shall be a woman who is, or has served as, Supreme Guardian, Jurisdictional/Grand Guardian, or Bethel Guardian. The Instituting Associate Officer shall be a Master Mason (POL-BOT-2), preferably who is, or has served as, Associate Supreme Guardian, Associate Grand Guardian, or Associate Bethel Guardian. Other Instituting Officers shall be members of the SGC, GGC, BGC or Bethel Daughters. The Supreme/Grand Guardian granting the dispensation for Institution shall appoint the Instituting Officers.

a. Ceremony – with assistance of a Bethel at a Closed Meeting

When a full, Chartered Bethel is available, the Institution may be conducted with the assistance of the Chartered Bethel at a Closed Meeting. When a full Chartered Bethel is not available, the Institution may be conducted with the assistance of a joint or combined Bethel made up of Members of Job's Daughters and/or Majority Members at a Closed Meeting.

Preparation of the Bethel Room

- The Bethel Room is set up as per Ritual.

- Prior to the Opening Ceremony, the candidates are seated together on the north or south side.
- The new Bethel Daughters should be in the Bethel Room for the beginning remarks and to witness the Installation of the BGC.
- The Bible is placed unopened on the Altar. The National Emblem and Bethel Flag are placed in the Preparation Room.
- Members of the BGC are seated according to directions under Installation of BGC on the north and/or south side of the room.

Opening

The Bethel Guardian and Associate Bethel Guardian of the assisting Bethel participate in the Opening Ceremony. The opening march, "Open the Gates of the Bethel", is performed by the assisting Bethel. After the opening march, the Honored Queen calls the Instituting Officer and the Instituting Associate Officer to the podium, introduces them, and hands the gavel to the Instituting Officer. As they are introduced, the other Instituting Officers rise.

INSTITUTING OFFICER: In Instituting this Bethel, I will be assisted by:

_____ (title) **as Instituting Associate [Supreme/Grand] Officer**

_____ (title) **as Instituting [Supreme/Grand] Guide**

_____ (title) **as Instituting [Supreme/Grand] Marshal**

_____ (title) **as Instituting [Supreme/Grand] Secretary**

_____ (title) **as Instituting [Supreme/Grand] Chaplain**

_____ (title) **as Instituting [Supreme/Grand] Director of Music.**

The Instituting Officers will take their stations. When in position (*).

INSTITUTING OFFICER: Instituting Associate [Supreme/Grand] Officer, may we have an address by you.

Someone other than the Instituting Associate Officer may give this address if appropriate and if appointed by the Instituting Officer. This address is meant to provide information about JDI to visitors on the sidelines who may not have been involved with the organization of the Bethel. If all visitors are familiar with the Order, the Instituting Officer may omit the address.

INSTITUTING ASSOCIATE [SUPREME/GRAND] OFFICER: (Rises and steps to podium.

When presentation is complete, he is seated.) **Members of Job's Daughters and friends: We have assembled here to institute a new Bethel of Job's Daughters International.**

This Order is an international organization for young women between the ages of 10 and 20 years, who are related to a Master Mason, or related to a Majority Member of Job's Daughters, or sponsored by a Master Mason. This Order is the first and only Order so founded.

The Order was founded by Mrs. Ethel T. Wead Mick, in the city of Omaha, Nebraska, on October 20, 1920 and was formally organized on May 27, 1921, by authority of Mrs. Anna J. Davis, Worthy Grand Matron and Mr. James E. Bednar, Worthy Grand Patron of the Order of Eastern Star in Nebraska, and assisted by Mr. J. B. Fradenberg, Grand Master, A.F.& A.M. in Nebraska.

The object of this organization is to band together young women of Masonic relationship or Masonic sponsorship for spiritual and moral upbuilding, to develop leadership, to seek knowledge, to practice reverence for God, loyalty to our flag, respect for our elders and love for all the world. Special emphasis is given to the motto: "Virtue is a quality which highly adorns woman."

The Ritual was written by the founder, Mrs. Ethel T. Wead Mick, in memory of her mother. The teachings are based on the Book of Job, with special reference to the 42nd Chapter, 15th Verse: "and in all the land were no women found so fair as the daughters of Job, and their father gave them inheritance among their brethren."

The first Bethel was instituted in Omaha, Nebraska, May 7, 1921. The white Grecian robe is worn by all Officers and the Bethel Choir, thus creating a feeling of equality in dress. White shoes and white hose are in keeping with the Grecian robe. The Bethel functions under the direct supervision of the Executive Members of the Bethel Guardian Council, consisting of five members, at least one of whom shall be a Master Mason.

Those eligible for appointment as Executive Members of a Bethel Guardian Council are Master Masons and women who have attained the age of twenty years provided they are: a direct descendant of a Master Mason or the wife, daughter, granddaughter, mother, grandmother, sister, half-sister, step-sister, niece, grandniece, daughter-in-law, step-daughter, step-granddaughter, sister-in-law, first or second cousin or sister or widow of a Master Mason; or (2) members of an organization basing its membership requirements on Masonic relationships; or (3) Past Bethel Guardians; or (4) Majority Members of Job's Daughters International. One of the outstanding features of this organization is that the parents are welcome to attend all meetings and activities of the Bethel.

An educational fund is maintained from which members may receive scholarships for the purpose of furthering their education. Entertainment in keeping with the high ideals of the Order and under the supervision of the Bethel Guardian Council, are features of all activities.

The HIKE Fund (Hearing Improvement Kids Endowment Fund, Inc.) is the official philanthropic project of Job's Daughters International. Members of Job's

Daughters work together with adult volunteers to raise funds to purchase assistive hearing devices for children who are hard-of-hearing, improving their communication skills. In addition, Job's Daughters participate in community service projects and support the philanthropic endeavors of other Masonic organizations.

INSTITUTING OFFICER: **Instituting [Supreme/Grand] Secretary, (rises) you will read the authority granted these applicants to organize a Bethel.** Instituting [Supreme/Grand] Secretary reads the official dispensation.

INSTITUTING OFFICER: **Before we proceed, we ask all adults who are attending a Bethel Meeting for the first time to assume a pledge based on honor. All adults who are attending a Bethel meeting for the first time will please rise for this pledge.** Instituting Officer gives the Pledge as per Ritual. (*)

---Installation of BGC takes place at this time (see page A) ---

INSTITUTING OFFICER: **We have requested Bethel Number... of (City), (State, Province, Territory or Country) to welcome our new members. Instituting [Supreme/Grand] Guide (rises) and Instituting [Supreme/Grand] Marshal (rises), you will escort the applicants to the Preparation Room for the Membership Ceremony.**

- Instituting [Supreme/Grand] Guide and Instituting [Supreme/Grand] Marshal use regular lines of march to escort the candidates out of the Anteroom door and prepare them for the Membership Ceremony.
- Instituting Officer returns gavel to the Honored Queen. When candidates are outside of the Bethel Room, the Honored Queen proceeds with the Opening Ceremony of the Bethel as per Ritual. Introductions may be omitted at this time. All Orders of Business are omitted except for Reading of Special Dispensation. Honored Queen proceeds with Membership Ceremony.
- Following the Membership Ceremony, the Parents' and Guardians' Prayer will be performed. It is optional to do Introductions, Good of the Bethel including Remarks and Coin March. The regular Closing Ceremony will be performed as per Ritual. During Closing Ceremony, the Honored Queen presents the gavel to the Instituting Officer.

INSTITUTING OFFICER: **I now declare Bethel U.D. recessed to prepare for the Installation of Bethel Officers and Bethel Choir.**

If the Installation of Bethel Officers does not take place immediately following the Membership Ceremony, announce the time and location. Installation Ceremony of Bethel Officers and Bethel Choir must be on the same day.

b. Ceremony – without assistance of a Bethel at a Closed Meeting

When a full, Chartered Bethel or a joint/combined Bethel of Daughters and/or Majority Members cannot be assembled, the Institution can be conducted without the assistance of a Bethel by adults of the Order at a Closed Meeting.

Preparation of the Bethel Room

- The Bethel Room is set up for the Installation of Officers.
- The candidates are seated together on the north or south side.
- The Bible is placed unopened on the Altar.
- The National Emblem and Bethel Flag are placed in the East.
- Members of the BGC are seated according to directions under Installation of BGC on the north and south side of the room.

Entrance of Instituting Officers

- The Instituting [Supreme/Grand] Guide enters from the Anteroom followed, by the Instituting [Supreme/Grand] Secretary, and the Instituting Officer.
- The Instituting [Supreme/Grand] Marshal enters from the Preparation Room, followed by the Instituting [Supreme/Grand] Chaplain, and the Instituting Associate [Supreme/Grand] Officer.
- Instituting [Supreme/Grand] Director of Music is at the instrument.
- Instituting [Supreme/Grand] Guide and Instituting [Supreme/Grand] Marshal march east on the North and South Marching Lines to Altar Line, turn north and south to North and South side of Altar, march east to East Line, turn and march to North and South Marching Lines.
- Instituting [Supreme/Grand] Officer and Instituting Associate [Supreme/Grand] Officer proceed to East Dais. Instituting [Supreme/Grand] Guide and Instituting [Supreme/Grand] Marshal turn and march west to their stations in the west.
- Instituting [Supreme/Grand] Secretary assumes their station at the Recorder's desk and Instituting [Supreme/Grand] Chaplain, North of the Altar. Officers are seated.
- In Instituting a Bethel in a community not familiar with the Order, regular procedures and arrangements are made as outlined in "Organizing a Bethel". All adults present must be eligible to witness the ceremony as specified in the Constitution, Bylaws, and Standard Operating Procedures of the SGC.

INSTITUTING OFFICER: In Instituting this Bethel, I will be assisted by:

_____ (title) **as Instituting Associate [Supreme/Grand] Officer**

_____ (title) **as Instituting [Supreme/Grand] Guide**

_____ (title) as Instituting [Supreme/Grand] Marshal

_____ (title) as Instituting [Supreme/Grand] Secretary

_____ (title) as Instituting [Supreme/Grand] Chaplain

_____ (title) as Instituting [Supreme/Grand] Musician.

The Instituting Officers will take their stations. When in position (*).

INSTITUTING OFFICER: Instituting Associate [Supreme/Grand] Officer, may we have an address by you. Someone other than the Instituting Associate Officer may give this address if appropriate and if appointed by the Instituting Officer.

(Note: This address is meant to provide information about JDI to visitors on the sidelines who may not have been involved with the organization of the Bethel. If all visitors are familiar with the Order, the Instituting Officer may omit the address.)

INSTITUTING ASSOCIATE [SUPREME/GRAND] OFFICER: (Rises and steps to podium. When presentation is complete, he is seated.) **Members of Job's Daughters and friends: We have assembled here to institute a new Bethel of Job's Daughters International. This Order is an international organization for young women between the ages of 10 and 20 years, who are related to a Master Mason, or related to a Majority Member of Job's Daughters, or sponsored by a Master Mason. This Order is the first and only Order so founded.**

The Order was founded by Mrs. Ethel T. Wead Mick, in the city of Omaha, Nebraska, on October 20, 1920 and was formally organized on May 27, 1921, by authority of Mrs. Anna J. Davis, Worthy Grand Matron and Mr. James E. Bednar, Worthy Grand Patron of the Order of Eastern Star in Nebraska, and assisted by Mr. J. B. Fradenberg, Grand Master, A.F.& A.M. in Nebraska.

The object of this organization is to band together young women of Masonic relationship or Masonic sponsorship for spiritual and moral upbuilding, to develop leadership, to seek knowledge, to practice reverence for God, loyalty to our flag, respect for our elders and love for all the world. Special emphasis is given to the motto: "Virtue is a quality which highly adorns woman."

The Ritual was written by the founder, Mrs. Ethel T. Wead Mick, in memory of her mother. The teachings are based on the Book of Job, with special reference to the 42nd Chapter, 15th Verse: "and in all the land were no women found so fair as the daughters of Job, and their father gave them inheritance among their brethren."

The first Bethel was instituted in Omaha, Nebraska, May 7, 1921. The white Grecian robe is worn by all Officers and the Bethel Choir, thus creating a feeling of equality in dress. White shoes and white hose are in keeping with the Grecian

robe.

The Bethel functions under the direct supervision of the Executive Members of the Bethel Guardian Council, consisting of five members, at least one of whom shall be a Master Mason.

Those eligible for appointment as Executive Members of a Bethel Guardian Council are Master Masons and women who have attained the age of twenty years provided they are: a direct descendant of a Master Mason or the wife, daughter, granddaughter, mother, grandmother, sister, half-sister, step-sister, niece, grandniece, daughter-in-law, step-daughter, step-granddaughter, sister-in-law, first or second cousin or sister or widow of a Master Mason; or (2) members of an organization basing its membership requirements on Masonic relationships; or (3) Past Bethel Guardians; or (4) Majority Members of Job's Daughters International. One of the outstanding features of this organization is that the parents are welcome to attend all meetings and activities of the Bethel.

An educational fund is maintained from which members may receive scholarships for the purpose of furthering their education.

Entertainment in keeping with the high ideals of the Order and under the supervision of the Bethel Guardian Council are features of all activities.

The HIKE Fund (Hearing Improvement Kids Endowment Fund, Inc.) is the official philanthropic project of Job's Daughters International. Members of Job's Daughters work together with adult volunteers to raise funds to purchase assistive hearing devices for children who are hard-of-hearing, improving their communication skills. In addition, Job's Daughters participate in community service projects and support the philanthropic endeavors of other Masonic organizations.

INSTITUTING OFFICER: **Instituting [Supreme/Grand] Secretary**, (rises) **you will read the authority granted these applicants to organize a Bethel.** Instituting [Supreme/Grand] Secretary reads the official dispensation or authority for institution.

INSTITUTING OFFICER: **Before we proceed, we ask all adults who are attending a Bethel Meeting for the first time to assume a pledge based on honor. All adults who are attending a Bethel meeting for the first time will please rise for this pledge.** Instituting Officer gives the Pledge as per Ritual. (*)

---Installation of BGC takes place at this time (see page A) ---

INSTITUTING OFFICER: **Instituting [Supreme/Grand] Guide** (rises) **and Instituting [Supreme/Grand] Marshal** (rises), **you will place the applicants in proper position west of the Altar to receive the Obligation.** Instituting [Supreme/Grand] Guide and Instituting [Supreme/Grand] Marshal use floorwork as per Ritual to conduct applicants west of the Altar. Applicants kneel.

INSTITUTING OFFICER: **You will assume the Attitude of Prayer and repeat after me.** Instituting Officer gives Proficiency Lesson No. 2. **Arise Daughters. Since you are not to be initiated by Bethel Officers at this time, the Proficiency Lessons will be imparted to you.** Gives Proficiency Lesson numbers 1, 3, 4, 5, 6,7, 8, 9, and 10. Installing Supreme Guide and Installing Supreme Marshal will give the grip of the Order. (As soon as is possible, the new Daughters should participate in a full Membership Ceremony.)

INSTITUTING OFFICER: **Instituting [Supreme/Grand] Guide and Instituting [Supreme/Grand] Marshal, you will conduct the Daughters to the Secretary's desk where they will sign the Permanent Record Book after which you will conduct them to the seats reserved for them and return to your stations.**

March music shall be provided during the signing of the Permanent Record Book. When all Daughters are seated, the Instituting Officer proceeds.

INSTITUTING OFFICER: **I now declare Bethel U.D. recessed to prepare for the Installation of Bethel Officers and Bethel Choir.**

If the Installation of Bethel Officers does not take place immediately following the Membership Ceremony, announce the time and location. Installation Ceremony of Bethel Officers and Bethel Choir must be on the same day.

Chartering of a Bethel

Regular Bethel Meeting

A Bethel Under Dispensation shall apply for a Charter immediately upon the recommendation of the Deputy or Inspecting Officer. When the application for a Charter is properly filled out, accompanied by the required fee (See Constitution, Bylaws, and SOPs of JDI) the Executive Manager/Grand Secretary shall issue the Charter.

The Charter shall be presented at a regular meeting by the [Supreme/Grand] Guardian, or a person deputized by her to serve in that capacity. The [Supreme/Grand] Guardian may ask [Supreme/Grand] Officers, or members of the [Supreme/Grand] Guardian Council to act as the other Officers needed for Chartering.

Under New Business, the Honored Queen shall ask the person presenting the Charter to preside. She may be escorted to the East at this time, or she may have been asked to remain in the East at the time of Escort.

[SUPREME/GRAND] OFFICER: In presenting the Charter to this Bethel, I will be assisted by: Officers rise as names are called.

_____ (title) as **[Supreme/Grand] Secretary**

_____ (title) as **[Supreme/Grand] Guide**

_____ (title) as **[Supreme/Grand] Marshal**

The Officers will please assume their stations. The officers informally take their stations.

[Supreme/Grand] Secretary, you will read the authority to grant this Bethel a Charter. [Supreme/Grand] Secretary reads form.

[SUPREME/GRAND] OFFICER: [Supreme/Grand] Guide and [Supreme/Grand] Marshal, you will present the Officers and members on the sidelines to form a semicircle outside the Messengers' chairs. All Bethel Officers, except the Honored Queen, step to sideline nearest their station and proceed to the West Line.

[Supreme/Grand] Guide and [Supreme/Grand] Marshal descend dais and wait on West Line for Officers to reach the West Line. When all Officers are on the West Line, the [Supreme/Grand] Guide and the [Supreme/Grand] Marshal followed by the Officers, march around the outside of the semicircle stopping at the stations of Treasurer and Chaplain.

[SUPREME/GRAND] OFFICER: [Supreme/Grand] Guide and [Supreme/Grand] Marshal, you will present the members of the Bethel Guardian Council to form a

semicircle within the Messengers' chairs. BGC Members, except for Bethel Guardian, rise and proceed to the Altar Line on either the North or South Marching Lines of the Bethel. When BGC is at Altar Line, [Supreme/Grand] Guide and [Supreme/Grand] Marshal followed by the BGC march on the Altar Line to point between Altar and Treasurer's station and to point between Altar and Chaplain's station, turn west and march to center of semicircle. The BGC faces east. The [Supreme/Grand] Guide and [Supreme/Grand] Marshal retrace their steps on inside of BGC to position between the Treasurer's station and Altar and between the Chaplain's station and Altar, then turn facing each other.

[SUPREME/GRAND] OFFICER: **Bethel Guardian and Honored Queen, you will proceed to west of the Altar.** The Honored Queen descends the dais and waits on the East Line. The Bethel Guardian marches on the East Line to meet the Honored Queen. They proceed west to the Altar Line then go south around the Altar to a position directly west of the Altar. Honored Queen and Bethel Guardian face east standing side by side. [Supreme/Grand] Officer may remain in the East or may go to east of Altar. If she goes to east of Altar, she shall take the gavel and Charter with her.

[SUPREME/GRAND] OFFICER: **You will place your right hand over your heart and repeat the following Obligation:** [Supreme/Grand] Officer and all Bethel Officers and Council Members place their hands over their hearts. **In the presence of God and these witnesses - I once more affirm on my honor - that I will obey the laws of Job's Daughters International - that I will perform the duties of my office - in accordance with the Constitution, Bylaws, and Standard Operating Procedures of Job's Daughters International, - and Manual of Rules and Regulations of the [Grand/Jurisdictional Guardian Council - that I will endeavor to live - in accordance with the teachings - of the Ritual of the Order. That I will work to promote our Order - and encourage those qualified to become members. To this Obligation - I promise faithful obedience - agreeing to vacate my office - by declaration of the [Supreme/Grand] Guardian - should I violate my Obligation.** All drop hands when Obligation is complete and [Supreme/Grand] Officer steps around Altar. If not at Altar, [Supreme/Grand] Officer then goes to Altar (with gavel and Charter). Steps around Altar and presents the Charter to Bethel Guardian and Honored Queen. Both hold Charter.

[SUPREME/GRAND] OFFICER: **In presenting this Charter, may I remind you that your untiring efforts, enthusiasm, and persistent labor won for you the highest honor that a [Supreme/Grand] Guardian Council may grant - that of becoming a Chartered Bethel in (State, Province, Territory or Country). Bethel Guardian, this Charter is entrusted to your care. No meeting is to be opened without the presence of the Charter. Honored Queen, you are now presiding over a Chartered Bethel. Bethel Daughters and Council Members, may you all share in the happiness and pride that this moment brings as it will be a lasting memory for each of you.** [Supreme/Grand] Officer returns to the East.

[SUPREME/GRAND] OFFICER: **[Supreme/Grand] Secretary, you will make the Proclamation.**

[SUPREME/GRAND] SECRETARY: **By direction of the [Supreme/Grand] Guardian, and by authority of the [Supreme/Grand] Guardian Council, I now proclaim this Bethel, to be known as Bethel Number ____ of ____ (City) ____ (State, Province, Territory or Country) Job's Daughters International chartered (*).**

[SUPREME/GRAND] OFFICER: **[Supreme/Grand] Guide and [Supreme/Grand] Marshal, you will conduct the Bethel Officers and members to their stations, and the Bethel Guardian Council Members to the sidelines and return to your stations.** Honored Queen and Bethel Guardian proceed directly to the East and place Charter in its proper place as per Ritual. [Supreme/Grand] Guide and [Supreme/Grand] Marshal march on Altar Line to the South and North Marching Lines, turn to face center of Bethel Room, as Officers, Members, and Council members return to their stations or seats. When all have been seated, the [Supreme/Grand] Guide and [Supreme/Grand] Marshal return to their stations by following regular lines of march.

[SUPREME/GRAND] OFFICER: **Honored Queen, it is my pleasure that you resume your authority and proceed with the regular business of the Bethel. The Officers assisting with the Chartering may retire.** [Supreme/Grand] Officer returns gavel to the Honored Queen and may be seated in the East or may retire to the sidelines to be seated. Honored Queen makes appropriate remarks and thanks the [Supreme/Grand] Officer for presenting the Charter

Majority Ceremony

INSTRUCTIONS

- **Majority Ceremony may be given:**
 - At a regular meeting instead of the Membership Ceremony, only persons eligible to attend a Bethel Meeting may attend. No Special Dispensation is needed if the Ceremony is performed during a regular meeting.
 - At an Open Meeting without ritualistic opening, the Special Dispensation will be read prior to the Ceremony.
 - As an exemplification for persons eligible to attend a Bethel Meeting with Opening, Escort, Introductions and Honors, Majority, and Closing, the Special Dispensation will be read prior to the Ceremony.
- In an Open Meeting, the Outer Guard is seated inside the Bethel Room near the Preparation Room Door. The Bethel Officers and Bethel Choir will march in. The Honored Queen proceeds with the meeting. The Flags are presented and a Special Dispensation is read, followed by the Majority Ceremony. Members receiving the Majority Ceremony may remain in the Preparation Room until escorted in for the Majority Ceremony.
- In a Closed Meeting, members receiving the Majority Ceremony may sit in the Bethel Room and retire to the Preparation Room prior to the Ceremony, or they may remain in the Bethel Room.

PREPARATION

- The Director of Music and the Honored Queen may plan appropriate music for the ceremony.
- The fern and Majority Member Certificate shall be placed at the Honored Queen's station, the purple flower at the Senior Princess's station, and the white flower at the Junior Princess's station. There should be enough flowers and ferns for each Majority Member to receive a set.
- Majority Members may be presented with corsages before the ceremony or meeting.

HONORED QUEEN: **Majority Ceremony. Recorder, you will read the Special Dispensation.** Recorder: Rises, reads Dispensation, and is seated. The Honored Queen will omit this sentence if the Ceremony is performed during a regular meeting

HONORED QUEEN: **Members and friends of Bethel Number __, we have assembled here to wish God speed to the member(s) who is (are) to receive the Majority Ceremony. Guide and Marshal, you will escort the member(s) to the West Line.**

- If the member(s) receiving the Majority Ceremony are outside the room, the Guide and Marshal will retire and line up the member(s). The Guide will lead with the Marshal last in line. Entering through the Preparation Room door the member(s) will be assembled on the West Line, facing east.
- If the member(s) receiving the Majority Ceremony are in the room, the Guide and

Marshal will escort them to the West Line, facing east. The Guide will lead with the Marshal last in line. (Diagram 40)

GUIDE: Faces Honored Queen. **Honored Queen, I have the pleasure to present**

(introduces all member(s)) **who is (are) entitled to receive their Majority Ceremony.**

HONORED QUEEN: You have had active membership in Job's Daughters, whose foundation is based on truth and love. You have reached an important step in your journey within our Organization. This hour has been set apart in order that we may confer this Majority Ceremony as a parting gift of friendship. We hope that as you go forward and assume your various responsibilities, you will be guided by the teachings you received during your time in Job's Daughters. Before the Altar you took an obligation and received your first lesson in our beautiful Organization. You will now be escorted to the Altar, after which the officers will present you with gifts of lasting memories.

March music. The Guide turns left, marches to North Marching Line, turns left, marches on North Marching Line to Altar Line, turns south on Altar Line to a point between Chaplain's chair and the Altar, marches to line west of the Altar, facing east. The Majority Member(s) may kneel. (Diagram 41)

HONORED QUEEN: Chaplain, you will attend at the Altar (*)**. Altar music.

CHAPLAIN: Opens the Bible, if not already open. Heavenly Father, we ask Your blessing upon our Bethel and those assembled here. We especially ask that wisdom and guidance may be given to the member(s) who is (are) leaving our midst to enter upon a new field. May they practice in their daily life (lives) the lessons they have learned in our beautiful Organization. May they be blessed with the understanding that we will always be united through the bonds of Job's Daughters. Amen. Chaplain returns to station (*). Guide leads Members around to east side of Altar, going between Altar and Treasurer's chair to position on east side of Altar, facing the Messengers. (Diagram 42) Messengers use the Membership Ceremony-floor plan.

GUIDE: First Messenger, have you a gift to offer this (these) member(s)?

FIRST MESSENGER: The gift that I would offer is priceless and time only enhances its value. It is the gift of Friendship. True friendship is not merely found; it is nurtured through the time we spend together. The greatest friendships inspire and uplift, reflecting the values we hold dear. May the friendships you have made in Job's Daughters continue to be a source of joy and comfort as you travel the path of life.

GUIDE: Second Messenger, have you a word for this (these) member(s)?

SECOND MESSENGER: The word that I would share with you is Honor. Honor is built early in life through integrity and the lessons we learn as we grow through Job's Daughters. May honor be your guiding light, inspiring you to walk with grace, wisdom, and unwavering principles as you journey through life.

GUIDE: Third Messenger, what gift do you have to offer this (these) member(s)?

THIRD MESSENGER: The gift I would offer is Truth. Truth is the foundation upon which character is measured. Without truth, there is no confidence in friendship, and the promises we make lose their meaning. May truth serve as the compass that will guide you and bring clarity and confidence to every decision you make.

GUIDE: Fourth Messenger, you will give this (these) member(s) your message.

FOURTH MESSENGER: My message to you is one which enriches our lives. It is the spirit of Charity. The perfect gift is to give yourself; to have your heart go out in sympathetic kindness to every human being. We hope that the lessons of Charity you have learned in Job's Daughters will bless you with an understanding heart and guide you through the next chapter of your life.

GUIDE: Fifth Messenger, what is your farewell gift to this (these) member(s)?

FIFTH MESSENGER: With all the other gifts bestowed upon you, you would not be happy without the gift I have to offer. I give you the gift of Love, which is a requirement of every human heart. My wish for you is love. May it enrich your life and broaden your vision until everyone with whom you come in contact will be blessed by knowing you. Guide and Marshal, you will escort this (these) Member(s) to the East Line. Guide turns right, marches to North Marching Line, turns east, marches to East Line, turns south on East Line to center of room, facing east. (Diagram 43)

GUIDE: Recorder, what have you to say?

RECORDER: My records show that you have been in good standing during the time you have had membership in our Bethel, and we are pleased to place your name(s) on our Majority list.

GUIDE: Librarian, may we have a parting word from you?

LIBRARIAN: Upon our Altar lies the Holy Book. Within its pages you will find the teachings that enrich our lives. Make it your constant guide in all things, so that

you may ever be a true Daughter of Job, the "Fairest in all the Land".

GUIDE: Junior Custodian, the jewel in the Junior Princess's crown is white. Will you remind the Member(s) of its message?

JUNIOR CUSTODIAN: White in all ages has been deemed an emblem of humility and a symbol of peace. We wish you the joy of all good things and finally the greatest gift of all, that of work well done and a life well spent.

GUIDE: Senior Custodian, the jewel in the Senior Princess's crown is purple. Will you remind the Member(s) of its message?

SENIOR CUSTODIAN: Purple is the emblematical color of our Organization. It is the symbol of royalty. True royalty is founded in nobility of character, kindness, patience, and thoughtfulness. May your character always reflect the symbolism of royalty represented by the color purple. After Senior Custodian speaks, Marshal steps out in front of member(s), opposite the Flag and gives her tribute to Flag.

MARSHAL: In the East stands our Country's Flag. Never falter in your respect, never waiver in your duty as a citizen; but by your loyalty, devotion and your constant support, may it ever be unfurled to the breeze, the most beautiful flag the sun ever shone upon. On the word "flag", turn slightly, and with arm outstretched points to the flag.

GUIDE: Honored Queen, this (these) Member(s) have heard the good words and wishes of our Messengers and Officers, and I now present them to you.

HONORED QUEEN: Junior Princess, have you a word of greeting for this (these) Member(s)?

JUNIOR PRINCESS: May you always remember the lessons taught in Job's Daughters. I represent Jemima one of Job's three daughters. May truth remain faithful to your every thought, word and act. I give you the white flower, an emblem of humility and peace. Descends dais and gives each a white flower and returns to station.

HONORED QUEEN: Senior Princess, what do you have to offer our Member(s) as a parting gift?

SENIOR PRINCESS: As I represent Kezia the second daughter of Job, may the emblem of this epoch which represents prayer, be a constant reminder of Job's great faith in God. I present you this purple flower, representing royalty and

power. Descends dais and gives purple flower and returns to station.

HONORED QUEEN: As Honored Queen, I represent Keren Happuch, the third daughter of Job. The emblem of the Third Epoch means plenty or abundance. After Job's tribulations, God rewarded him with great riches and a long life of happiness. May you share abundantly in life's richest blessings. This ceremony marks a new epoch in your life. May the gifts of Friendship, Honor, Truth, Charity, and Love, be the watchwords of your life (lives) and the lessons and experiences in Job's Daughters render you valuable service. Your obligation does not cease with your activities in the Bethel but should be observed forever. We hope that your interest in the Bethel will continue, and it will be our pleasure to have you visit us as often as you are able. This sprig of green represents immortality and signifies that the pledge between us is everlasting. Once parting, we may never meet again, but let us forever have one watchword: "Mizpah, may the Lord watch between me and thee, while we are absent one from another." Descend dais and gives the sprig of fern.

I now present you with your Majority Member Certificate, which we hope you will cherish among your treasures. Reads name and hands each one a certificate.

You will face west. Honored Queen returns to station and requests all to give them a hearty welcome.

HONORED QUEEN: Guide and Marshal, you will escort our Majority Member(s) to the seat(s) reserved for her (them). If seated on south side of room, Guide and Marshal return to stations together. (Diagram 44)

Optional: appropriate music may be played at this time. Presentations and/or remarks may be called upon at this time.

HONORED QUEEN: Closing. Chaplain, you will attend at the Altar (*)** Altar music

CHAPLAIN: Our Father, we thank you for the faithful service of our Majority Member(s). We ask that you bless their life (lives) with Friendship, Honor, Truth, Charity and Love. May we all remember the lessons we learn in Job's Daughters and apply them to our lives. Be with us as we part on our various ways, guide and protect each one of us assembled here. Amen. Chaplain closes Bible, returns to station.

[If Regular Meeting]

HONORED QUEEN: This concludes the Majority Ceremony (*). Continue with Good of the Bethel in the Ritual.

[If Open Meeting]

HONORED QUEEN: All present, except the Officers, Bethel Choir, Bethel Guardian and Associate Bethel Guardian will please be seated until the Officers and Bethel

Choir have retired.

Bethel Guardian and Associate Bethel Guardian ascend dais as per Ritual. If Majority Members are invited to witness the Closing Formation, the Bethel Guardian ascends the dais. As soon as the Officers have left the East Line, the Associate Bethel Guardian conducts the Majority Member(s) to a position one step east of the East Line to view the Closing Formation.

BETHEL GUARDIAN: **This concludes the Majority Ceremony** (*). Officers follow same procedure for greeting new member(s), following a Membership Ceremony meeting.

Obligation Ceremony

CLOSED MEETING: The Bethel shall be set up as per Ritual. The Obligation Ceremony shall be given under Ceremonies in Order of Business in the Ritual.

HONORED QUEEN: **The members of Job's Daughters International are bound by a solemn obligation which is a precept for guidance as we journey through life and a goal with which to measure our attainments. Our organization is judged by the manner in which its members exemplify their sacred promise. By honoring this promise with sincerity and truth, ever striving to uphold this vow and guide others on the same path, we can truly honor the name of Job's Daughters and allow its purpose to endure.**

In taking our obligation, we make a faithful pledge, not only to God, but to our better selves. Let us always bear in mind that each Daughter is a living symbol of these exalted principles and should conduct herself in a manner that reflects the beauty of Job's Daughters.

The members participating in the Obligation Ceremony will please rise and form a circle around the Altar. All participating members will step toward the Altar to form a circle; making room for each member. The Honored Queen and Princesses will join the circle between the Altar and East Line. The Guide and Marshal shall join the circle in the west, on either side of the Fifth Messenger. The formed circle should be the Messengers' chairs. When all are in formation, Musician plays "Sweet Hour of Prayer" or other appropriate music for the Chaplain to go to Altar. When the Chaplain is at the Altar, all kneel (as able) as the Chaplain kneels. (Diagram 45)

HONORED QUEEN: **Please join in repeating the Obligation.** Proficiency Lesson No. 1. While the Chaplain and the Members are kneeling after the Obligation is given, all may sing "Lord, Have Mercy Upon Us" (optional). The Musician plays a chord for all to rise. Music plays while the Chaplain returns to her station. All Officers and members return to their stations and are seated. One rap of gavel (*).

MARSHAL: Rises and stands in front of their chair. **We have just repeated the Obligation we took when we first joined Job's Daughters. Let us set aside this time to reflect on the meaning behind the words that we share and what they continue to ask of us today.**

GUIDE: Rises and stands in front of their chair. **The first promise we made was to protect our Proficiency Lessons. They are unique to Job's Daughters and are shared only among our members. By safeguarding them, we honor our past and preserve our legacy for those to follow.**

FIRST MESSENGER: Rises and stands in front of their chair. **The second promise we made was to love our God with all our heart. Faith serves as one of the landmarks**

of our organization. No matter how we choose to honor our beliefs, we trust that God will be with us, lighting our path.

SECOND MESSENGER: Rises and stands in front of their chair. Next, we promised to uphold the laws of our country and honor its flag. Each thread symbolizes the efforts and contributions of our nation's citizens. With colors unfurled, our flag stands as a constant reminder of the ideals we strive to embody.

THIRD MESSENGER: Rises and stands in front of their chair. Honoring our parents and guardians is the standard by which we should live our lives. With gratitude, we draw inspiration from their love and support, allowing it to guide us each day. Let us strive to be good examples to others, as their example has been to us.

FOURTH MESSENGER: Rises and stands in front of their chair. Understanding the laws of Job's Daughters allows us to collaborate within the framework of our organization. Observing these rules provides unity and purpose as we prepare ourselves to be responsible and committed members of Job's Daughters and our communities.

FIFTH MESSENGER: Rises and stands in front of their chair. The friendships we make in Job's Daughters are meant to last a lifetime. Together, we create an environment where each of us is valued and inspired to grow together. We endeavor to be honest, loyal, and supportive to all members of the organization and encourage the best in each other.

JUNIOR PRINCESS: Rises and stands in front of their chair. Each useful act, no matter how small, builds toward a greater purpose. We should endeavor to spread love, light and kindness in any way we can, for every action plays a part in achieving something meaningful.

SENIOR PRINCESS: Rises and stands in front of their chair. Being a member of Job's Daughters is truly special. There is much to learn, friendships to build, and room to grow within our organization. We should strive to live in accordance with its teachings and honor the Obligation we have vowed to uphold.

HONORED QUEEN: At station, standing. The promises we have made reflect the lessons of life—beautiful, impressive, and true. We are called to promote friendship, loyalty, and love in all we do. May the keeping of this Obligation stand as a testament to the beauty, reward, and honor of what it means to be true Daughters of Job. Optional: All Daughters sing - "Behold, We are the Daughters of Job"

HONORED QUEEN: Let us unite in prayer. Chaplain, you will attend at the Altar (*)**. Daughters may sing "Sweet Hour of Prayer" as the Chaplain attends at the Altar..

CHAPLAIN: Our heavenly Father, renew in our hearts this sacred Obligation to each other and to You. Grant us the courage to earnestly live by it each day and to teach it in the true spirit. We ask that you bless the members who have taken this vow and those who will follow in their footsteps. Help us each day to do something for the good of mankind and for Your honor and glory. Amen. Chaplain returns to her station. One rap of gavel (*).

HONORED QUEEN: This concludes our Obligation Ceremony (*). Proceed with the meeting as per Ritual.

Mother Mick Ceremonies

These ceremonies could be used:

1. In a regular meeting as a Librarian's Report or other special ceremony.
2. As an exemplification for other Masonic bodies.
3. As a program for prospective members and their parents.
4. At a State, Province, Territory or Jurisdictional Event.

In Memory of Mother Mick

FORMATION: The Honored Queen and Princesses march to the Altar and take their positions on West, South and North lines. They each give their message. The Chaplain then takes her position on the east side of the Altar for prayer. After the prayer and while the four members are kneeling, a special song may be sung or played. After the song, the Daughters rise and return to their stations.

HONORED QUEEN: It is fitting that we pause at this time to pay special tribute to our beloved Founder, Mrs. Ethel T. Wead Mick. The memory of someone dear, however long apart, is like a soothing melody that lingers in the heart.

Life seems a perpetual succession of events. The wheels of destiny sometimes turn so rapidly that we can scarcely distinguish the interval between one revolution and another, or the link between yesterday and today. Great things have small beginnings; a tiny seed becomes a tree, and drops of water make a sea. These beginnings may blossom into something so beautiful that we cannot help but admire the humble life of Mother Mick, who was inspired by the Masonic Family and laid the foundation for Job's Daughters.

SENIOR PRINCESS: In the early 1920's, Ethel T. Wead Mick envisioned and directed the motivation of an organization for young women related to Master Masons. This highly respected woman spent the next thirty-seven years of her life giving countless time and service toward this new Organization.

JUNIOR PRINCESS: There is no greater service than that of supporting the Youth. Ethel T. Wead Mick, through her loyalty of purpose and devotion to her "Buds of Promise", has influenced the lives of all who knew and loved her, and has left with us the memory of a beautiful life, dedicated to youth, country, and God.

HONORED QUEEN: Daughters, you will rise. Chaplain, you will attend at the Altar.

CHAPLAIN: Teach us, dear God, to be fair and to do good. Thank you for our Founder, Mother Mick and those who have followed after her, working to continue our wonderful Organization. Amen.

A Tribute to our Founder

HONORED QUEEN: We have set aside this time to pay special tribute to our late Founder. Would the Daughter who is to act as Narrator for this ceremony please rise? The Daughter rises and steps to the sidelines. **Guide and Marshal, you will escort our Narrator to the East.**

The Honored Queen introduces the Narrator and hands her the gavel (**). The Officers slowly march to the East Line and form a triangle east of the Altar as the Narrator begins speaking. (Diagram 46) The lights should be dimmed.

NARRATOR: In a garden of richest soil, long ago, were planted some seeds, which in later years were to blossom into delicate flowers. The garden was our Organization, and the person who planted them was our founder, Mrs. Ethel T. Wead Mick. The plants were the Bethels dotted here and there around the world. Her garden grew and grew, and at last, she had her wish come true. She had founded a beautiful organization to which anyone would be proud to belong. When the Narrator concludes this short speech, the Daughters should be in position in the triangle east of the Altar. A suitable hymn may be sung or played. Suggestion: "Abide With Me." A chord is given as the song begins for all Officers to kneel.

NARRATOR: A good many years have passed, since God held her hand and led her to the peaceful home on high. She will forever be remembered by the Daughters fair and true and her memory will be cherished and honored for the great work she gave to our Organization.

HONORED QUEEN: Our work is always done in memory of our founder, loved, cherished and respected by those who can truly say All Daughters together: We are the "Fairest in all the Land." (*)**

NARRATOR: Please join me in the Lord's Prayer. It is acceptable to have someone sing the Lord's Prayer (*). The Officers return to their stations and remain standing. When all are in position, the Narrator continues.

NARRATOR: This concludes our tribute (*). The Narrator returns gavel to the Honored Queen.

String of Pearls

HONORED QUEEN: March has been set aside as the time in which we honor our founder, Mrs. Ethel T. Wead Mick. She was born on March 9, 1881. In the early 1920s Mrs. Mick formed Job's Daughters in memory of her mother who had read various parts of the Book of Job to her as she was growing up. Mrs. Mick's goal was to establish an organization which would give young women who were related to Master Masons, an opportunity to develop their individual talents and

to accumulate skills which would be an asset to them later in life. Through her dedication for the future of young women, our beautiful Organization was created. Mrs. Mick left us many gifts and many pearls of wisdom. If, during our years in the Bethel, we gather and polish these jewels, we will reach our majority richly endowed with a string of beautiful and useful pearls - each one special and meaningful. Let us now reflect on some of these pearls, so that each one of us can add to our personal string. The Musician plays "Job's Daughters Fair and True". The Daughters may remain at their stations or form a triangle or circle around the Altar. If the Daughters remain at their stations, each stands as she speaks her part and remains standing.

HONORED QUEEN: Outer Guard, you will begin.

OUTER GUARD: Precious and everlasting - one small pearl, beautiful and true – represents each Bethel member.

INNER GUARD: Each day we gather jewels - one by one, as the day is warmed by the morning sun.

FIFTH MESSENGER: Add a pearl of wisdom - see it shine, thankful for the opportunities in this Bethel of mine.

FOURTH MESSENGER: Add cooperation - to this strand of pearls. Laughter and accomplishment will bless our Bethel members.

THIRD MESSENGER: Poise and understanding - jewels of lovely grace. Wear these pearls and brighten the smile on every face.

SECOND MESSENGER: Friendship and responsibility are added now, as we follow our Obligation and practice our vow.

FIRST MESSENGER: Now each precious jewel we polish with love, of friends and family and God above.

TREASURER: To be thoughtful and kind - to share and to sing, enthusiasm and confidence we add to the string.

RECORDER: Our robes like our pearls are pure and white. A reminder of truthfulness and radiant light.

JUNIOR CUSTODIAN: Our Bethel by name means Holy Place where we learn success, patience and faith.

SENIOR CUSTODIAN: Equality and kindness inside our Bethel door make us sisters forevermore.

LIBRARIAN: Leadership is symbolized by the royal purple hue, loyalty to our country and each other in all that we do.

MUSICIAN: We sing of blessings, reverence and love. We sing to our Father in Heaven above.

MARSHAL: Our Founder taught, "To be fair is to do good". This we practice as Job's Daughters should.

GUIDE: She gave us treasures to gather in our youth. Pearls of beauty, sincerity, honesty and truth.

JUNIOR PRINCESS: We're building for tomorrow - a pearl at a time, taking new steps as on life's stairway we climb.

SENIOR PRINCESS: We're gathered together on this special day, to honor Mother Mick in our own loving way.

HONORED QUEEN: Let us give thanks for this Organization of ours, and for the string of pearls, laughter and many happy hours. Chaplain, you will attend at the Altar.

If the Officers are at their stations. The Chaplain approaches the Altar in the usual manner (**). If the Officers are in a formation around the Altar, the Bethel Guardian should be in the East to rap the gavel, and the Chaplain approaches the Altar from her position in the formation. The Musician plays, "Sweet Hour of Prayer" or other appropriate music.

CHAPLAIN: Our Father, we thank You for Job's Daughters International. Help us to keep our Founder's purpose and aims high. Grant that we may be true Daughters of Job until we are called to our eternal home. We ask this in Your name. Amen.

The Chaplain returns to her station or her position in the formation. Then the Musician plays appropriate music for all Officers to return to their stations.

HONORED QUEEN: This concludes our ceremony (*).

Birthday Celebration for Ethel T. Wead Mick

HONORED QUEEN: It is appropriate that we take time to pay tribute to our

beloved Founder, Mrs. Ethel T. Wead Mick. In March every Bethel of Job's Daughters International honors the birthday of our Founder. We would like to honor the memory and the work of Mother Mick tonight (today). The Daughters may remain at their stations or form a triangle or circle around the Altar. If the Daughters remain at their stations, each stands as she speaks her part and remains standing. The Musician plays "In the Garden" or other appropriate music while they are forming the triangle. The Honored Queen remains in the East.

SENIOR PRINCESS: Mother Mick was born on March 9, 1881, and died on February 21, 1957. Thirty-seven years of her life were dedicated to the young women of Job's Daughters.

JUNIOR PRINCESS: In the early 1920's Mrs. Mick envisioned and directed the founding of an organization for young women who were related to Master Masons. She spent the following years of her life giving time, service and love toward advancing this beautiful Organization.

GUIDE: The Founder of Job's Daughters International, through her loyalty of purpose and devotion influenced the lives of countless people, many of whom only knew her as Mother Mick, Founder and our first Supreme Guardian.

MARSHAL: Job's Daughters International was founded by Mrs. Mick in the city of Omaha, Nebraska on October 20, 1920, and it was formally organized on May 17, 1921, with the help of the Grand Master of Masons of Nebraska and the Worthy Grand Matron of the Order of the Eastern Star of Nebraska.

LIBRARIAN: Mrs. Mick called the Job's Daughters her "Buds of Promise" and her ideals were those of character building, spiritual development, reverence for God, loyalty to the Flag, respect for parents and elders, and love for all the world. She taught us the following messages to live by:

MUSICIAN: To stand tall in the sunlight, to seek out the bright face of beauty, to reach for the dream, and to reach for the stars.

SENIOR CUSTODIAN: To see the world through eyes of tenderness, to love with an open heart, and to speak the quiet word of comfort.

JUNIOR CUSTODIAN: To believe in the wonder of life, the miracle of creation, the rapture of love, the beauty of the universe, and the dignity of the human being.

INNER GUARD: To look up to the mountains and not be afraid to climb, and to be aware of the needs of others.

RECORDER: The Ritual was written by Mrs. Mick and several close associates. The teachings are based on the Book of Job, with special reference to Chapter 42, Verse 15, "And in all the land were no women found so fair as the Daughters of Job, and their father gave them inheritance among their brethren."

FIRST MESSENGER: God be with you in the springtime when the violets unfold, and the buttercups and primrose fill the fields with yellow gold. In the time of apple blossom, when the happy bluebirds sing, filling all the world with gladness - God be with you in the spring.

SECOND MESSENGER: God be with you in the summer, when the sweet June roses bloom, when the blackbirds are laughing and the brooks with music flow.

THIRD MESSENGER: When the fields are white with daisies, and the days are glad and long, God be with you in the summer, filling all your world with song.

FOURTH MESSENGER: God be with you in the autumn, when the birds and flowers have fled, and along the woodland pathways, when leaves are falling gold and red.

FIFTH MESSENGER: When the summer lies behind you, in the evening of the year - God be with you in the autumn, then to fill your heart with cheer.

OUTER GUARD: God be with you in the winter, when the snow lies deep and white, when the sleeping fields are silent, and the stars gleam cold and bright.

CHAPLAIN: When the hand and heart are weary with life's long and tiring quest - God be with you in the winter, to safely guide you into rest.

TREASURER: The benefits of an organization for young women with Masonic relationship are too numerous to relate. However, there is nothing more fitting to young women than the beautiful sentiment expressed in the Book of Job, as illustrated in our work showing that through life from childhood to old age, we will encounter many trials and tribulations which must be met and overcome.

HONORED QUEEN: With the sound foundation that Ethel T. Wead Mick gave us, and the continued help of everyone connected with Job's Daughters, we will try to live up to the high standards that Mother Mick taught all Job's Daughters. We will try to continue to be the "Fairest in all the Land". To you, Mother Mick, "Happy Birthday and thank you so very much". Chaplain, you will attend at the Altar (*) . The Musician plays "Sweet Hour of Prayer" or other appropriate music as the Chaplain approaches the Altar. The Officers and Choir remain standing and assume the Attitude of Prayer with the Chaplain.**

CHAPLAIN: **Blessed Father, teach us to be fair and to do good. Thank You for our founder, and those who have followed after her, working to continue our wonderful Organization, and making Mother Mick's dream come true. Amen.**
The Officers and Choir return to their stations as the Musician plays appropriate music.

HONORED QUEEN: **This concludes our birthday celebration (*).**

Visit from Mother Mick

SUGGESTIONS: Select a person to portray "Mother Mick" in costume of the 1920's. A chair may be placed on the East Line just south of the center. For a shorter version, parts in italics may be omitted.

HONORED QUEEN (or NARRATOR): **We have invited a very special guest, our Founder, Ethel T. Wead Mick. She will tell us about some of her growing up years and also about the first few years of Job's Daughters.**

The question was often asked of Mother Mick: "Why did you decide to start an organization by the name of Job's Daughters?" Her answer included the following: It is Biblical. It is dramatically related to life. Job was characteristic of a man who should be an example of a true Mason, remaining steadfast to the teachings of God.

Guide and Marshal, you will escort our guest to the East. If she is not in the room, the Guide and Marshal retire and re-enter, as per Ritual, with the guest.

MOTHER MICK: **Hello, my name is Ethel T. Wead Mick and I am the founder of this wonderful organization called Job's Daughters International. What a pleasure to be invited to visit with you this [evening/today], and what beauty I see before me. Just look at your robes and capes! Why, do you know, years ago the Job's Daughters wore mortar-board caps? That was to symbolize the "Open Book." It called attention to knowledge, and the entire uniform the members wore, suggested a forward, upward and onward trend toward higher ideals. *You still teach these lessons, but as I look at you this evening (today), I've decided I like your pretty purple and white headbands. They let your beautiful hair show and I can see your eager faces seeking lessons from the story of Job.***

I was born on March 9th, 1881, in Atlantic, Iowa, a little town, not too far from Council Bluffs, Iowa. I was the fourth and youngest child born to Elizabeth D. and William Wead. My family moved west into Nebraska, but that wasn't too far. As a child, my mother taught me many beautiful things and encouraged me to seek the highest ideals in life. After my mother's death, I felt the teachings that were imparted to me by her would be of benefit to other growing young women.

My education was from public and private schools in Nebraska and I studied Art, Literature and Medicine. After high school graduation, I enrolled in the Creighton Medical College in Omaha. While attending college, I met William Henry Mick. William and I were married in May 1904 - after his graduation, not

mine.

I often thought I should have finished my medical education, but Dr. Mick and I had two lovely daughters, Ethel and Ruth, and I made bringing up our daughters a full time job. I also had other interests besides my family.

I was a charter member of the Nebraska Mayflower Association and first president of the East Cleveland Chapter of the ladies auxiliary of the Veterans of Foreign Wars.

You can't imagine how pleased I am when I see Bethels helping to sell poppies for the VFW.

Job's Daughters teaches love of the flag and country, and what a wonderful way to show patriotism. Because I needed to know more about fraternal work, I organized the Aksarben Chapter, Order of the Eastern Star, in Omaha, Nebraska and I served as the first Worthy Matron of that Chapter. What an education I got in one year!

I haven't told you too much about my husband, but without his encouragement I often wonder if there would have been a Job's Daughters organization. I just know that I couldn't have accomplished it by myself. As I told you, William graduated from Creighton Medical College in 1904, and when World War I was declared, he left his medical practice and joined the Army. He was sent with a medical unit to France and was active in the medical field until 1919 when he was able to return to the United States. He was a member of the Masonic Lodge because he had a strong belief in the lessons of Masonry. William was my enthusiastic partner in my dream of a Masonically-related organization for young women. He gave many hours of his time and talents and even served as an "Inspector" until October 1922. Now, I know some of you are wondering what an "Inspector" was ... and some of you have already guessed. Today they are called "Deputies".

After studying the Juvenile Court records, I decided to organize a club dedicated to the welfare of young women. My own childhood was so enriched by my loving mother's teachings and I wanted other young women to benefit from uplifting ideals and principles. I wanted them to know the beautiful lessons of literature and drama found in the Book of Job. My mother was very religious, and I loved her dearly. I honored her by dedicating the Order of Job's Daughters to her memory.

A conference was held at my home with the Grand Officers of the Order of the Eastern Star on October 20, 1920. I proposed that the meeting place be called the Bethel, which means "holy place". From this, many other ideas sprung up, all of which constitute Job's Daughters. Job was perfect and upright, one that feared God and hated evil. I believe his story to be one of the most beautiful books in the Bible. Job's Daughters is founded upon the 15th verse of the 42nd Chapter of Job... "And in all the land were found no women so fair as the Daughters of Job; and their father gave them inheritance among their brethren." In my heart, I just knew there was a need for young women of Masonic relationship to learn the beautiful story of Job in an organization of their very own. Now, as I've told you, I

didn't accomplish this vast undertaking by myself. I couldn't have! I asked the support of all my friends and especially Mr. James E. Bednar, a 33rd degree Mason and Worthy Grand Patron of the Order of Eastern Star in Nebraska. He was a good friend of J.B. Fradenberg, Grand Master of Masons in Nebraska, and let me tell you that anything "Masonic" attracted their attention. It's no wonder you are asked to appreciate your Masonic and Eastern Star members. They helped so much in establishing Job's Daughters. Our Organization was founded in perfect harmony and accord with Masonry and has continued to operate that way.

The first Bethel was instituted with 118 members at the Masonic Temple in Omaha, Nebraska. There were many other things to be arranged even after the Bethel was organized. Marches were timed and planned to harmonize with the music. The music was selected so it would blend with the ritualistic work. As you can imagine, there were many rules and regulations before a Ritual was printed, but the first Ritual was all in typewritten form. That would be a real challenge for your Directors of Epochs, I'm sure. Finally, we were ready for our first meeting. The first three Applications received on March 18, 1921, were signed by Dorothy Crawford and our two daughters, Ethel and Ruth Mick. The first Bethel organized was Bethel Number 1 in Omaha, Nebraska, and Miss DeEtte B. Smith was the first Honored Queen. She was a sweet young woman and served her station well. During the year 1921 many dispensations were issued for new Bethels. The first Bethel in (Jurisdiction) was started in (city) on (date). Check out your charter after the meeting to see when you received your dispensation.

Have you noticed; I keep referring to the "Order of Job's Daughters?" That isn't what you say today, is it? August 6, 1931, is a date to be remembered by all, for on that day a group of thirty-one young women were initiated in Vancouver, British Columbia, Canada. Dear Emily Maxwell, Worthy Grand Matron of the Order of the Eastern Star in British Columbia, worked diligently to establish Job's Daughters in Canada. Do you know that 300 people attended that ceremony? I'll never forget the event for on that date we became an international organization.

Of course, I stayed interested in this beloved organization and served on the Educational Committee and Revision of Law Committee. In 1923 and 1924 the music was revised. This resulted in huge choirs and a greater interest in classical and sacred music.

I was honored at the Supreme Session, August 1933, in Flint, Michigan, when it was voted that March 9th of each year would be celebrated by all Bethels of Job's Daughters International in honor of me! Now you celebrate Founder's Day - the whole week long and you've found so many ways to tell the world of our beautiful Order.

During the closing months of our second year, I devoted my time to creating an emblem suitable and in accord with the ritualistic work of the Order. It was based on the circle, the three Daughters in the East, and the open Book. With the organization growing in a democratic manner, I was pleased to devote my spare moments to the goal I had aimed for in this work - Education. Thus, I

was asked, by the Supreme Council, to be the life chairman of the Supreme Education Committee.

Though my husband and I moved from Nebraska, you must know my heart and interest never left that beautiful state. And now, I will close with the blessing I used at the conclusion of the first Supreme Session.

"May the great God continue to multiply His blessings on Job's Daughters; may their lives be long to serve God faithfully, and may they be steadfast and upright forever. With best wishes for the future success of our Bethels, and for your continued good work for the betterment of humanity." Thank you, Daughters for letting me speak [tonight/today]. Those who have carried on my dreams have done well - and I thank you very much.

Continue spreading of the light of virtue, knowledge and truth, furnishing the environment for the buds of promise in the intelligent ideals our Masons, cherish with pride and honor.

You are my "Buds of Promise." Remember what you learn here and try to apply it to your daily lives. For by doing that, my dream comes true, and your life is truly enriched. Mother Mick rises and leaves the room. The chair placed on the East Line is removed.

HONORED QUEEN (or NARRATOR): **Thank you for coming, Mother Mick, we have learned so much about our Organization.** Leads in applause as Mother Mick leaves the room. **Ethel T. Wead Mick passed away on February 21, 1957, at Shaker Heights in Cleveland, Ohio, where she had continued to live after the death of her husband. Mother Mick was buried in Forest Lawn Cemetery, Omaha, Nebraska. A Memorial Scholarship Fund was started at the Supreme Session in 1958 and today we are known as Job's Daughters International.**

References:

"History of Job's Daughters" by Dr. William H. Mick, pg. 7-25 in *Suggestive Ideas* by E.T.W. Mick. Publication date unknown; out of print.

"Official History of the IOJD SGC 1961" by SGC Committee 1961 and 1966, published by the SGC. Copies available from the SGC Office

Mother Mick's Bouquet

Written by Emmalyn Smith, WI GBHQ 2017-2018. Revised by 100th Anniversary Group

HONORED QUEEN: (Rises) **Mother Mick's Bouquet Ceremony.**

HONORED QUEEN: (Remains standing) **When Mother Mick created Job's Daughters in 1920, she called the members her "Buds of Promise." As flowers grow from small buds into mature flowers, so too do the members of Job's Daughters. In honor of Mother Mick's love for her "buds of promise," today we**

take the time to make her a bouquet of flowers that are significant to her life and our beautiful Organization.

HONORED QUEEN: (Rises) Chaplain, you will close the Bible (*)**.

When the Chaplain returns to her seat the Honored Queen sounds one rap ().*

Honored Queen descends dais to East Line carrying a vase or basket for the flowers to be placed in. Daughters will rise, say their part, and then proceed to the East Line to put their flower in the vase after which they will form a triangle east of the Altar. Each Daughter will wait until the previous Daughter has taken her place in the triangle before rising. The flowers will have been placed under their chairs prior to the meeting.

FIRST MESSENGER: Through both sides of her family, Mother Mick's ancestry can be traced back to the Mayflower Company. To honor Mother Mick's heritage, we start our bouquet with the Mayflower. The Mayflower is a rare flower that grows where most other plants fail to thrive. This is true of Job's Daughters; we are rare, but thriving.

SECOND MESSENGER: Mother Mick was born in Atlantic, Iowa on March 9, 1881 as the youngest child of Mr. and Mrs. William H. Wead. In honor of her birth state, we add a Wild Rose the State flower of Iowa to the bouquet.

THIRD MESSENGER: Daffodils are the flower of March, the month in which Mother Mick was born. Daffodils have also been known to symbolize eternal life. While Mother Mick is no longer with us, she lives on through the members of Job's Daughters. In remembrance of her, we now add a Daffodil to the bouquet.

FOURTH MESSENGER: The Red Carnation is often used to honor physicians who have passed. Before founding Job's Daughters, Mother Mick attended Creighton Medical College where she met her husband, William Henry Mick. We now add a Red Carnation to the bouquet in remembrance of Dr. Mick.

FIFTH MESSENGER: Goldenrod is the State flower of Nebraska. Job's Daughters was founded in Omaha, Nebraska on October 20, 1920. We add the Goldenrod to our bouquet to honor our origin.

CHAPLAIN: The Rose is the official flower of the United States of America. Because Job's Daughters began its journey in this country, we now add the rose to the bouquet.

MUSICIAN: On August 6, 1931, Bethel Number 1 Vancouver, British Columbia was instituted. To honor our friends who made our beautiful Order international, we will now add the Maple leaf, the official symbol of Canada to the bouquet.

LIBRARIAN: On August 14, 1950, Bethel Number 1, Windsor, Brisbane, Queensland, Australia was instituted. The Golden Wattle is the national floral emblem of Australia. To honor Job's Daughters in Queensland, we now add a Golden Wattle to the bouquet.

TREASURER: On November 12, 1956, the first Bethel in the Philippines was instituted. The Jasmine flower is the official flower of the Philippines. To honor Job's Daughters in the Philippines, we now add Jasmine to the bouquet.

RECORDER: On March 13, 1993, the first Bethel in Brazil was instituted in Rio de Janeiro. The flower of the Golden Trumpet Tree is the official flower of Brazil. To honor Job's Daughters in Brazil, we now add one to the bouquet.

OUTER GUARD: We must not forget all the lessons we have learned through Job's Daughters, so we add the Gladiolus to the bouquet because it signifies remembrance.

INNER GUARD: The White Rose, symbolizes virtue. One of the Organization's landmarks established by Mother Mick states: "Virtue is a quality which highly adorns woman."

SENIOR CUSTODIAN: We now add the Yellow Rose to the bouquet because it is a symbol of friendship and caring. Each of us is a true and loyal friend to everyone in Job's Daughters.

JUNIOR CUSTODIAN: The emblematic flower of our Organization, the Lily of the Valley, is next. It grows in selected areas and symbolizes humility. We add it to the bouquet as a reminder that friendship can be found in unexpected places.

MARSHAL: The Aster, whose name comes from the Ancient Greek word for star, is a purple flower that symbolizes patience. In remembrance of the patience of Job, we now add one to the bouquet.

GUIDE: The Laurel has great meaning. As a symbol of accomplishment and reward, it reminds us of the reward received by Job for his steadfastness during the trial by the Adversary.

JUNIOR PRINCESS: The Tiger Lily symbolizes happiness and prosperity. In the First Epoch we learn of the happiness and prosperity gifted to Job by God. May the Tiger Lily ever remind us of the lessons of the First Epoch.

SENIOR PRINCESS: The blue Iris symbolizes faith and hope. In the Second Epoch we learn of Job's faith in God. May the Blue Iris remind us of the lessons of the Second Epoch.

HONORED QUEEN: The Forget-me-not has a special significance for Freemasons. It represents those whose love for the Fraternity and its principles remained even during times of suffering and persecution. As Job's Daughters, we can use this to remind everyone of who we are and why we are here. We now add the final flower to the bouquet.

We have all given a flower to Mother Mick's bouquet in her honor today. May this bouquet be a reminder of the lessons we have learned in Job's Daughters that help us grow from buds to mature flowers.

HONORED QUEEN: Chaplain, you will attend at the Altar. (*)** Chaplain will proceed to Altar from her position in the triangle. Altar Music: "Sweet Hour of Prayer"

CHAPLAIN: May God continue to multiply his blessing on Job's Daughters International. We remember our founder, Mother Mick and the lessons she wanted us to learn. May we continue to be "the fairest in all the land". Amen. Musician plays "Peace" as the Chaplain rises and returns to her position in the triangle. Daughters exit triangle and return to their seats. Upon arriving at their seats, they will remain standing until the Honored Queen raps the gavel.

HONORED QUEEN: This completes our Tribute to Mother Mick (*).

SECTION B: Bethel Installation

Instructions

1. Prior to planning a Bethel Installation or special ceremony, refer to and study the current Constitution, Bylaws, and Standard Operating Procedures (SOPs) of JDI and the Bylaws of your Bethel. These laws, without exception, must be followed. (See B-Bethel Art. X and SOP-Bethel-8)
2. Installing Officers may be Past Honored Queens or Majority Members of JDI or as provided for in the Supreme Law. The Installing Officer shall be the retiring Honored Queen, if possible. Master and/or Mistress of Ceremonies may be members of the Masonic Family.
3. Marches and marching lines shall be as in the current edition of the Ritual of JDI.
4. All plans, arrangements, and programs shall have the approval of the Executive Members of the Bethel Guardian Council (BGC) prior to implementing any part of the plans, arrangements, or program. Expenses should be kept to a minimum. A lovely installation can be economical.
5. Obligation, prayers, and duties of officers shall be uniform and cannot be changed.
6. Presentation of the Bible: There are three options for placing the Bible on the Altar.
 - a) The Bible may be placed on the Altar before the ceremony begins.
 - b) The Bible may be brought in without ceremony and placed unopened on the Altar.
 - c) The Bible may be brought in with a song, a poem, reading of Bible verses, or escort of the Bible by Daughters in a special formation and placed on the Altar. In this case, the Bible is opened when placed on the Altar.
7. The Retiring March, Closing Formation, and floor work for introductions are the only part of the Ritual work that may be given at an Open Installation. No other part of the Ritual, the Proficiency Lessons or Honors shall be given at an open installation or other open ceremony.
8. Official Regalia shall be worn, as prescribed in the Constitution, Bylaws, and SOPs of JDI.
9. Flowers or decorations shall not be worn on capes or robes but may be carried. No open flames are permitted.
10. During the Installation of Bethel Officers, any Installing Officers may participate in the closing formation if they are an active member of the Bethel.
11. The parents or guardians of the newly installed Honored Queen may be invited to the East to witness the closing formation, if approved by the Executive Members of the BGC.
12. When the BGC is installed at an Installation of Officers, the Installation shall follow the Installation of Bethel Officers and Choir except at the Institution of a Bethel.

Installation of Bethel Officers and Bethel Choir

Preparation of Bethel Room for Open Installation

1. Set-up paraphernalia according to instructions in the Ritual – “Preparation of the Bethel Room”. See diagrams 33-39 in the Book of Ceremonies for options to set-up the chairs.
2. Place Bible in Preparation Room (or other appropriate entrance) if it is to be presented. If it is not to be presented, place it on the Altar as per Ritual. Additional appropriate Holy Books may also be placed on the Altar, as space will allow.
3. The National Flag shall be placed unfurled in the Preparation Room where it can be obtained without delay.
4. The Princesses' capes may be placed on the back of the Installing Custodians' chairs with the crowns placed behind the Installing Custodians' chairs or the capes may be folded and placed with the crowns behind the Installing Custodians' chairs.
5. The Installing Musician shall informally, and without escort, take her place at the instrument.
6. Markers may be placed on the floor for positioning Officers' chairs in semi-circle.
7. The Waiting Stations for Installing Guide and Installing Marshal are the same as per Ritual

Opening Ceremony

Entrance of Bethel Guardian and Associate Bethel Guardian

- The Bethel Guardian and Associate Bethel Guardian are escorted to the East by the Installing Junior Custodian and the Installing Senior Custodian.
- Bethel Guardian and Installing Junior Custodian stand side by side one step inside Bethel Room in front of Anteroom doorway. Associate Bethel Guardian and Installing Senior Custodian stand side by side one step inside Bethel Room in front of Preparation Room doorway.
- All four march east on North and South Marching Line until they reach Altar Line. Bethel Guardian and Installing Junior Custodian turn left, with Installing Junior Custodian following the Bethel Guardian, march to center of Altar. Associate Bethel Guardian and Installing Senior Custodian turn right, with Installing Senior Custodian following Associate Bethel Guardian, march to center of Altar.
- When at center of Altar, all four turn east and march four abreast to the East Line. Installing Senior Custodian and Installing Junior Custodian remain standing in front of their stations, facing east, until Bethel Guardian and Associate Bethel Guardian reach podium in East; then all four face west together, turning toward podium. (Diagram 2)

[Optional] The Bethel Guardian welcomes guests, explains the use of the gavel and

asks attendees to silence their phones.

BETHEL GUARDIAN: **Bethel Number ... of (City), (State, Province, Territory or Country) of Job's Daughters International is about to convene for the Ceremony of Installation of Bethel Officers [and Bethel Choir]. (*)**

If there is not a Master and/or Mistress of Ceremonies, the Installing Custodians may be seated.

Entrance of Master and/or Mistress of Ceremonies

BETHEL GUARDIAN: **Installing Senior Custodian and Installing Junior Custodian, you will retire and escort into the Bethel Room the [Master and/or Mistress] of Ceremonies.**

- The Installing Custodians proceed directly west to Altar Line, then north and south to North and South Marching Lines, then west to Anteroom and Preparation Room doors. (Diagram 3) The Installing Custodians turn toward the center and retrace their steps on the North and South Marching Line.
- The Mistress or Master of Ceremonies follows the Installing Junior Custodian. If both a Master and Mistress of Ceremonies are used, the other follows the Installing Senior Custodian. At the Altar line, the Installing Junior Custodian and Installing Senior Custodian escort the Master and/or Mistress of Ceremonies to the East Line as per Ritual. (Diagram 4)
- The Bethel Guardian and Associate Bethel Guardian extend their hands to welcome the Master and/or Mistress of Ceremonies to the dais. After the Master and/or Mistress of Ceremonies has ascended the dais the Installing Custodians shall be seated.
- The Bethel Guardian introduces the Mistress of Ceremonies; the Associate Bethel Guardian introduces the Master of Ceremonies. The Master and/or Mistress of Ceremonies introduces the Bethel Guardian and Associate Bethel Guardian. After the introductions, the Master and/or Mistress of Ceremonies are seated.

Entrance of Installing Officers

BETHEL GUARDIAN: **Associate Bethel Guardian, you will retire and escort the Installing Officer into the Bethel Room.** The Associate Bethel Guardian descends dais, marches west on the Center Line to the Altar Line, turns south to the South Marching Line, turns west on the South Marching Line and marches west to the Anteroom door. (Diagram 5) The Associate Bethel Guardian with the Installing Officer on his right arm shall enter from the Anteroom door, proceed east on South Marching Line to west of the Altar, turn north, and proceed until west of the Altar, then turn and face east. (Diagram 6)

ASSOCIATE BETHEL GUARDIAN: **Bethel Guardian, I have the honor of presenting [name and title] who will preside as Installing Officer of the [evening / afternoon].**

BETHEL GUARDIAN: Associate Bethel Guardian, you will escort the Installing Officer to the East. Associate Bethel Guardian and Installing Officer (still holding the right arm of the Associate Bethel Guardian) leave the Altar on the north side, proceed to the East, and ascend dais as Bethel Guardian gives three raps of gavel (***)
(Diagram 6)

BETHEL GUARDIAN: I have the pleasure of introducing [name and title] who will preside as the Installing Officer of the evening [evening / afternoon].
If there is no Master or Mistress of Ceremonies, the Installing Officer may introduce the Bethel Guardian and Associate Bethel Guardian. Bethel Guardian presents gavel to the Installing Officer and Installing Officer seats Bethel with one rap of gavel (*). Bethel Guardian and Associate Bethel Guardian assume stations as per Ritual.

INSTALLING OFFICER: Installing Senior Custodian (rises) and Installing Junior Custodian (rises), you will retire and invite into the Bethel Room the other Installing Officers.

- Custodians proceed directly west to Altar Line, then north and south to North and South Marching Lines, then west to Anteroom and Preparation Room.
(Diagram 3)
- Installing Guide enters from the Anteroom, followed by Installing Flag Bearer, Installing Recorder, and Installing Junior Custodian.
- Installing Marshal enters from the Preparation Room, followed by Installing Chaplain, and Installing Senior Custodian.
- Installing Guide and Installing Marshal, followed by other Installing Officers, march on South and North Marching Lines to Altar Line, turn north and south to center of Altar, and march to East Line. They turn north and south and space themselves so that all Installing Officers are on East Line in center of dais. If possible, the Installing Guide and Installing Marshal stop in front of pedestals.
- All face west for introductions. (Diagram 7) Each Installing Officer, as her name is called, acknowledges with a slight nod. If the Master or Mistress of Ceremonies is not reading the entrance narration, the Narrator may be introduced at this time. The Narrator should be seated near the East and may stand for recognition.

INSTALLING OFFICER: In installing the Officers of this Bethel, I will be assisted by:

_____ (title) as Installing Guide

_____ (title) as Installing Marshal

_____ (title) as Installing Recorder

_____ (title) as Installing Chaplain

_____ (title) as Installing Musician

_____ (title) as Installing Senior Custodian

_____ (title) as Installing Junior Custodian

_____ (title) as Installing Flag Bearer

INSTALLING OFFICER: Installing Guide and Installing Marshal, you will escort the Installing Officers to their respective stations.

- Installing Guide and Installing Marshal turn north and south and march to North and South Marching Lines.
- Installing Senior and Installing Junior Custodians turn in to their stations.
- Installing Recorder assumes her station at desk.
- Installing Flag Bearer follows Installing Guide until she can assume her station which is next to but on the outside of the Bethel Treasurer's station.
- Installing Chaplain follows Installing Marshal and assumes her station which is next to but on the outside of the Bethel Chaplain's station.
- Installing Guide and Installing Marshal proceed using Marching Lines to stations in the West. (Diagram 8)
- All remain standing. When Installing Guide and Installing Marshal are in position, the Installing Officer nods for all to be seated at the same time.

Entrance of Bethel Officers and Bethel Choir

INSTALLING OFFICER: Installing Guide (rises) and Installing Marshal (rises) you will retire and escort into the Bethel Room the Bethel Officers and Bethel Choir who are to serve this Bethel for the ensuing term.

Installing Guide and Installing Marshal march to West Line, turn south and north to South and North Marching Lines, turn west and stand on the outside of the Anteroom and Preparation Room doors. (Diagram 9)

NARRATION: If a special entrance narration is used, the Bethel Officers and Bethel Choir enter according to the narration. (See Diagrams 33 to 439 for suggested seating arrangements) Bethel Flag Bearer is seated with the Choir unless she has another office. When all Officers are in position, the Installing Officer seats them with one rap of the gavel (*).

- Installing Guide and Installing Marshal return to their stations after the last Bethel Daughter enters the Bethel Room.
- Installing Officer calls on Master or Mistress of Ceremonies for the welcome. If there is no Master or Mistress of Ceremonies, the Bethel Guardian or the Associate Bethel Guardian may give a welcome.

Presentation of Bible

Use if Bible is not already on the Altar.

INSTALLING OFFICER: Installing Guide (rises), Installing Marshal (rises), and Installing Chaplain (rises), you will retire for the presentation of the Holy Bible.

- Installing Guide and Installing Marshal proceed, side by side, on West Line to North Marching Line, then east to the Altar Line. Nod for Installing Chaplain to follow and turn west. (Diagram 10) Proceed west on the North Marching Line to the Preparation Room. (Diagram 11)
- The Installing Officer sounds three raps (***) of the gavel as Installing Chaplain enters carrying the closed Bible. There shall be nothing upon the Bible and no papers inside the Bible.
- The Installing Guide and Installing Marshal follow the Installing Chaplain (side by side) to the Altar Line. (Diagram 12) If Bethel Daughters are to be Bible Escorts, then the Installing Guide and Installing Marshal follow the Bethel Daughters.
- The Installing Chaplain proceeds east on the North Marching Line to the Altar Line then attends at the Altar as per Ritual. If Bethel Daughters are escorts they follow Installing Chaplain to desired formation.
- Installing Guide and Installing Marshal stop at north Waiting Station.
- Following the Bible Ceremony, the Installing Chaplain returns to her station, the Installing Guide and Installing Marshal return to their stations using regular lines of march. Escorts retire using regular lines of march.
- If Bible Presentation Ceremony or Escorts are used, the Chaplain opens the Bible as per Ritual when she places it on the Altar. If no Bible Presentation Ceremony is used, the Bible is only carried to the Altar, the Bible remains closed and the Installing Chaplain opens it when attending at the Altar for the first prayer.

Presentation of the Flag

INSTALLING OFFICER: Installing Guide (rises), Installing Marshal (rises), and Installing Flag Bearer (rises), you will retire and present the Flag of our Country west of the Altar.

- Installing Guide and Installing Marshal proceed, side by side, on West Line to South Marching Line, then east to the Altar Line. Nod for Installing Flag Bearer to follow and turn west. (Diagram 13) Proceed west on South Marching Line to the West Line, then north to North Marching Line, then west to Preparation Room. (Diagram 14)
- Installing Flag Bearer enters from Preparation Room, followed by Installing Guide and Installing Marshal (side by side with Installing Marshal closest to the Altar). Installing Flag Bearer carries the flag according to the governmental regulations in each respective Province, Territory or Country. As Installing Flag Bearer enters carrying the National Emblem, Installing Officer sounds three raps of gavel (***)
- Installing Flag Bearer proceeds east on North Marching Line until an appropriate opening presents itself according to the seating plan so that she can present the National Emblem west of the Altar.

- Installing Guide and Installing Marshal proceed east on North Marching Line until west of the Altar in line with Installing Flag Bearer. They wait on North Marching Line, facing east. (Diagram 15)
 - National Anthem with appropriate music (as per Music Ritual) is sung. Appropriate tribute may be given.
-

[This section is optional]

Australia:

INSTALLING OFFICER: **Before you is our Country's Flag. The stars of the Southern Cross which shine over Australia decorate the banner. The points of the large white star represent the states and territories of our Commonwealth while the Union Jack proclaims allegiance to our Mother Country. We are filled with faith, loyalty and courage. The blue, white and red flies proudly over a land of progress and stands for freedom and honor. May our hearts be filled with all that it signifies as we rally to its support, and may we, as citizens of this nation, ever follow it with honor and in peace.**

All other countries:

INSTALLING OFFICER: **I present our Country's Flag, born in freedom, cradled in independence by the pioneers of a glorious country. It has been the symbol of a nation in its vicissitudes as well as its glories. It has been an inspiration to the hearts, minds, and souls of all who desire to be free. May it ever be borne aloft in the defense of every righteous cause. Our hearts are filled with all that it signifies as we rally to its support, and may we, as citizens of this nation, ever follow it with honor and in peace.**

INSTALLING OFFICER: **Installing Guide, Installing Marshal, and Installing Flag Bearer, you will escort the Flag to the East.** Installing Flag Bearer marches around north side of the Altar and proceeds directly to the East and places Flag in holder in appropriate position. Installing Guide and Installing Marshal march to East Line on North Marching Line, wait on East Line while Pledge is given. (Diagram 15)

INSTALLING OFFICER: **All citizens of (country) will join me in pledging allegiance to the Flag.**

- Pledge may be omitted if not the custom of the government.
- One rap of gavel (*) as Installing Flag Bearer turns to return to her station.
- The Installing Guide and Installing Marshal, followed by the Installing Flag Bearer, return to the station of the Installing Flag Bearer by following North Marching Line to West Line, turn south to South Marching Line, take South Marching Line to Installing Flag Bearer's Station. (Diagram 16) Seat Installing Flag Bearer with a slight nod, then return to their stations in the West. They are

seated together to await next order from the Installing Officer.

- If there is not an Installing Flag Bearer, the Installing Marshal carries the Flag following the same line of march described above, eliminating the line of march to the station of Installing Flag Bearer.
- Other National Emblems and/or state flags may be presented at this time or be placed in the East prior to the Installation Ceremony.
- If Bethel Flag is not placed in East prior to installation, it is presented at this time as per Ritual.

Special Dispensation

If Special Dispensation is not required, omit the following wording:

INSTALLING OFFICER: Installing Recorder, (rises) you will read the Special Dispensation.

Escorts and Introductions

Escort and Introductions, as per Ritual (excluding Honors), may be given at this time.

Installation Ceremony

INSTALLING OFFICER: Members and friends, we welcome you here to witness the Installation of Bethel Officers (and Bethel Choir) of Bethel Number ... of (City), (State, Province, Territory or Country) of Job's Daughters International. They have been elected or appointed to serve for the ensuing term. Before installing them into office, we will ask the blessing of our Father in Heaven. Installing Chaplain, you will attend at the Altar (*)**. Installing Chaplain rises, attends at the Altar as per Ritual. Opens Bible if it has not already been opened.

INSTALLING CHAPLAIN: Heavenly Father, we come to You in faith, knowing that You will hear and answer our prayer. Grant those whom we are about to invest with authority, the spirit of love and charity. May the Daughters of the Bethel work together in harmony, and as they labor for the highest ideals of life, may they become more gracious and loving, more faithful and patient day by day, and thus complete the foundation of a useful and productive life. We ask in Your name. Amen.

All members of Job's Daughters respond by saying, "Amen". Installing Chaplain returns to her station as per Ritual (*).

INSTALLING OFFICER: Installing Recorder (rises), you will read the names of the Bethel Officers (and Bethel Choir), elected or appointed, who are to serve this Bethel for the ensuing term. As their names are read, they will rise and remain standing. Only read the names of Daughters present.

INSTALLING OFFICER: Installing Guide (rises) and Installing Marshal (rises), you will present the Bethel Officers [and Choir] for the Bethel Pledge.

- Installing Guide and Installing Marshal go to the Altar for Bethel Pledge by

descending West Dais to West Line, proceed north and south to North and South Marching Lines, turn and march east to the Altar Line, turn north and south to the Altar and west to position one step north of the Altar for the Installing Marshal, and one step south of the Altar for Installing Guide. They face each other. (Diagram 17)

- If a special formation is to be used for the Bethel Pledge, the Installing Guide and Installing Marshal stand next to the stations of Chaplain and Treasurer. Installing Officer may give Obligation from the East or at the Altar. If the Installing Officer goes to the Altar, she must carry the gavel with her. She shall place the gavel over her heart for the Bethel Pledge. Choir stands in front of their chairs and repeats Bethel Pledge as well.

INSTALLING GUIDE: Installing Officer, all is in readiness.

INSTALLING OFFICER: You will place your right hand over your heart and make this promise.

- **Do you promise that no Bethel shall be opened without the presence of an Executive Member of the Bethel Guardian Council?** (Answer, I do.)
- **That you will be guided by the advice of the Bethel Guardian Council in all matters concerning the work and welfare of the Bethel?** (Answer, I do.)

You will assume the following Obligation:

In the presence of God and these witnesses - I promise to obey the laws - of Job's Daughters International - that I will counsel with my Bethel Guardians - in working for the good of Job's Daughters - that I will be faithful to the duties of my office - as outlined in the Ritual - that I will endeavor to live - in accordance with the teachings of Job's Daughters - in the hope that I may be found worthy - of being one of "The Fairest in The Land" - that I will strive to be ever faithful to this promise - that should I fail to uphold this Obligation - I agree to vacate my office - at the request - and upon the declaration - of the Bethel Guardian Council.

If Installing Officer is at the Altar, she returns to the East. (Diagram 18) One rap of gavel (*). Installing Guide and Installing Marshal proceed east to the Altar Line, turn north and south to Waiting Stations. (Diagram 18)

General Instructions

- The Officers rise as the Installing Officer either announces their names and stations or as the Installing Guide and Installing Marshal are instructed to present them at the Altar. Installing Guide and Installing Marshal leave Waiting Stations and proceed west on North and South Marching Lines to Officer(s) to be installed. Installing Guide and Installing Marshal stand on their respective marching line and nod for Officer(s) to follow. (Diagram 19)
- Option 1: Installing Guide and Installing Marshal march east to the Altar Line, turn and march north and south until between the stations of Chaplain (Installing Marshal) or Treasurer (Installing Guide) and the altar, then turn west.

The Guide and Marshal then march to a point west of the altar, turn to face east and invite the Choir or Officers to stand directly west of the altar, centered in a line facing east, to be installed. The Officers proceed to stand side by side west of the Altar. When in position, all face east. Installing Guide and Installing Marshal wait for instructions from the Installing Officer to escort the Officers to their respective stations. They then step forward to be in line with Officers and nod for them to follow. (Diagram 21)

- Option 2: Installing Guide and Installing Marshal march east to a point behind the Chaplain and Treasurer Stations, turn north and south, march to a point one step outside and behind the altar, face east, and back up one step. The Officers proceed to the altar and face east.
- Elective Officers are introduced at their stations following their installation. Appointive Officers' names are announced by the Installing Officer prior to installation.
- Note: The following sections for Honored Queen installed last and installed first are identical with just the order reversed.

Installation of Bethel Officers Honored Queen Installed Last

INSTALLING OFFICER: [names], Bethel Choir. Installing Guide and Installing Marshal, you will present the Bethel Choir at the Altar.

The members of the Bethel Choir follow whichever Installing Officer, Guide or Marshal, is on the side closest to them.

INSTALLING OFFICER:

Daughters of the Bethel Choir, your part in the ceremonies of the Bethel is equally as important as that of other Officers. The art of music is one of the highest accomplishments. Let your hearts be so filled with love and joy, that the melody of your song will resound in the hearts and lives of the Daughters of this Bethel. Installing Guide and Installing Marshal, you will escort the Bethel Choir to their station.

- Installing Marshal followed by the Bethel Choir, leaves on north side of Altar to the East Marching Line, north to the North Marching Line, and west to Waiting Station.
- The Bethel Choir turns west at the North Marching Line and marches single file to their stations.
- The Installing Guide nods to the Bethel Choir to be seated.

INSTALLING OFFICER: **[name], Inner Guard; [name], Outer Guard.**

Installing Guide and Installing Marshal, you will present the Inner and Outer Guards at the Altar. Inner Guard follows Installing Guide. Outer Guard follows Installing Marshal.

When in position west of the Altar:

INSTALLING OFFICER: Daughter Guards, watch carefully the doors of our Bethel and for those who wish to enter. Let the responsibilities of your office remind you to be alert to the temptations and challenges that may influence your lives.

Installing Guide and Installing Marshal, you will escort these Officers to their stations.

- Installing Guide followed by Inner Guard, leaves on south side of the Altar to the Altar Line, south to South Marching Line, west to West Line and to Inner Guard's station.
- Installing Marshal followed by Outer Guard, leaves on north side of the Altar to the Altar Line, north to North Marching Line, west to the West Line, and to Outer Guard's station which is inside Preparation Room door if an open installation. (Diagram 21)
- Installing Guide and Installing Marshal return to Waiting Stations. (Diagram 23) Installing Guide nods to seat Officers.

INSTALLING OFFICER: [name], Senior Custodian; [name], Junior Custodian. Installing Guide and Installing Marshal, you will present the Custodians at the Altar. Junior Custodian follows Installing Guide and Senior Custodian follows Installing Marshal.

When in position west of the Altar:

INSTALLING OFFICER: Daughter Custodians, you are the Custodians of the paraphernalia of our Bethel. Ever let your lives symbolize patience and faith, which are represented by the Dove and Urn of Incense.

Installing Guide and Installing Marshal, you will escort the Officers to their stations.

- Installing Guide followed by Junior Custodian, leaves on south side of the Altar.
- Installing Marshal followed by Senior Custodian, leaves on north side of the Altar.
- They proceed to the East Line, turn north and south to North and South Marching Lines, and west to their Waiting Stations. Officers assume stations as they are reached and remain standing. (Diagram 24)
- Installing Guide nods to seat Officers.

INSTALLING OFFICER: [name], Chaplain; [name], Musician; [name], Librarian. Installing Guide and Installing Marshal, you will present the Chaplain, Musician, and Librarian at the Altar. Officers follow the Installing Marshal.

When in position west of the Altar:

INSTALLING OFFICER: Daughter Chaplain, you are to lead the devotions of the Bethel, communicate the Obligation to new members and give the Pledge for Adults. May your faith in our Creator lead you to a steadfast and upright life.

Daughter Musician, your duty is to provide the music during our meetings and ceremonies. May the harmony of your music ring so true that no discord will

enter here.

Daughter Librarian, your duty is to encourage a taste for literature, arts and sciences by giving a report on an educational subject. Let your life be an open book whose pages are full of knowledge and truth.

Installing Guide and Installing Marshal, you will escort these Officers to their stations.

- Installing Guide leaves on south side of the Altar and goes directly to Waiting Station.
- Installing Marshal, followed by Officers, leaves the Altar on north side, proceeds to the East Line, north to the North Marching Line and west to Waiting Station.
- Officers assume their stations as they are reached and remain standing. (Diagram 25) Installing Guide nods to seat Officers.

INSTALLING OFFICER: [name] Recorder; [name], Treasurer. Installing Guide and Installing Marshal, you will present the Recorder and the Treasurer at the Altar. Recorder and Treasurer follow the Installing Guide.

When in position west of the Altar:

INSTALLING OFFICER: Daughter Recorder, it is your duty to record the minutes of the Bethel, read all communications and assist the Treasurer. May the skills you learn here be applied to all aspects of your future endeavors.

Daughter Treasurer, your duty is to assist the Guardian Treasurer and report the Bethel finances at each meeting. May honesty and integrity be the foundations of your character.

Installing Guide and Installing Marshal, you will escort these officers to their stations.

- Installing Guide followed by Recorder and Treasurer leave on south side of Altar.
- Treasurer assumes station immediately and remains standing.
- Installing Guide and Recorder proceed to East Line, Recorder assumes her station as it is reached and remains standing, Installing Guide continues south to South Marching Line, and west to Waiting Station.
- Installing Marshal leaves on north side of Altar and goes directly to Waiting Station. (Diagram 26) Installing Guide nods to seat Officers.

INSTALLING OFFICER: [name], First Messenger; [name], Second Messenger; [name], Third Messenger; [name] Fourth Messenger; [name], Fifth Messenger. Installing Guide and Installing Marshal, you will present the Messengers at the Altar. First, Second, and Fifth Messengers follow Installing Guide. Third and Fourth Messengers follow Installing Marshal.

When in position west of the Altar:

INSTALLING OFFICER: Daughter Messengers, to you has been given the privilege of unfolding to new members the story of Job's eventful life, his happiness, his

trials, his temptations, and his final triumph and peace. Be particular therefore, that your own interpretations of the story be earnest and sincere, and that your own lives be an example of patience and faith, that your reward may be life's highest attainment. Installing Guide and Installing Marshal, you will escort these Officers to their stations.

- Installing Guide followed by First, Second, and Fifth Messengers, leaves on south side of the Altar to the Altar Line, south to South Marching Line, proceeds around the outside of Messengers' stations, and enters semicircle between the Second and Fifth Messengers' stations.
- Installing Marshal followed by Third and Fourth Messengers, leaves on north side of the Altar to the Altar Line, north to North Marching Line, proceeds around the outside of the Messenger's stations, and enters semicircle between the stations of Fourth and Fifth Messengers.
- Messengers assume stations as Installing Guide and Installing Marshal proceed through semicircle to the Altar Line. Messengers remain standing. (Diagram 27 & 28) When Installing Guide and Installing Marshal reach Waiting Stations, Installing Guide nods for Messengers to be seated.

INSTALLING OFFICER: Installing Guide and Installing Marshal, you will present the Guide and Marshal at the Altar. Guide follows Installing Guide and Marshal follows Installing Marshal.

When in position west of the Altar:

INSTALLING OFFICER: Daughter Guide, your duty is to guide the new members in their journey through the Membership Ceremony and to escort members and visitors. May the lessons you learn inspire you to guide others with kindness and respect as your responsibilities in the Bethel evolve.

Daughter Marshal, your duty is to care for and display the flags, to see that the Bethel room is prepared for our meetings and ceremonies, and to assist the Guide. May you become familiar with the teachings of this organization, as you begin your path toward leadership of the Bethel.

Installing Guide and Installing Marshal, you will escort these Officers to their stations.

- Guide follows Installing Guide south of the Altar to the Altar Line, south to South Marching Line, and then west to West Line and to Guide's station. At the same time, Marshal follows Installing Marshal, north side of the Altar to the Altar Line, north to North Marching Line, west to West Line and to Marshal's station.
- Installing Guide and Installing Marshal step one step east of West Line and retrace steps to Waiting Stations. Guide and Marshal assume stations and remain standing.

INSTALLING OFFICER: I have the pleasure of introducing [name] who has been installed as Guide and [name] who has been installed Marshal for the ensuing term. Applause. Installing Guide nods for Guide and Marshal to be seated.

INSTALLING OFFICER: Installing Guide and Installing Marshal, you will present the Senior Princess and the Junior Princess at the Altar. Junior Princess follows Installing Guide and Senior Princess follows Installing Marshal.

When in position west of the Altar:

INSTALLING OFFICER: Daughter Princesses, your duty is to assist the Honored Queen during the ceremonies of the Bethel and to be watchful and attentive to the leadership role you are preparing to assume. You should conduct yourselves at all times with quiet dignity befitting your high office. Be gracious in manner, courteous and understanding, expressing through your daily lives the principles of truth, integrity and honor.

Installing Guide and Installing Marshal, you will escort the Princesses to the East, to be invested with the honors of their stations.

- Installing Guide offers her left arm to Junior Princess and they go side by side around the south side of the Altar between the station of Treasurer and Altar; Installing Marshal offers her right arm to Senior Princess and they go side by side around the north side of the Altar between the station of Chaplain and Altar; all four proceed to East Line. (Diagram 30) Princesses kneel at foot of Dais.
- Installing Guide and Installing Marshal hold the carrying pieces for the Princesses, and back to a position even with the pedestals.
- Installing Senior and Installing Junior Custodians invest the Princesses with their capes and crowns. (Diagram 30)

INSTALLING OFFICER: Daughter Princesses, ever strive for beauty of character that will outshine the beauty and splendor of your raiment.

The Installing Custodians assist the Princesses to rise. Installing Guide and Installing Marshal return the carrying pieces to the Princesses and return to their waiting stations. Princesses ascend the East Dais and face west (***) .

INSTALLING OFFICER: It is with pleasure that I present ___ who has been installed Senior Princess and [name] who has been installed Junior Princess for the ensuing term (*).

INSTALLING OFFICER: Installing Guide and Installing Marshal, you will cause the Honored Queen to kneel at the Altar and place her hands on the open Holy Bible.

The Installing Guide or Installing Marshal may reverently turn the Bible around for the Honored Queen. Before kneeling, the Honored Queen hands her carrying piece to the Installing Guide or Installing Marshal and they assist Honored Queen to kneel. The Honored Queen places her hands directly on the Bible.

Installing Officer descends dais and walks to a point one step east of the Altar, where she stands for the Obligation. (Diagram 31) She shall carry the gavel with her and place it over her heart for the Obligation.

INSTALLING OFFICER: Honored Queen, you will repeat after me: I will faithfully obey and become familiar with – the laws of Job’s Daughters International. - Respect the Supreme, Grand, Jurisdictional and Bethel Guardian Councils - and endeavor to be worthy of my office - so help me God.

You have been elected [appointed] to hold the office of Honored Queen and we believe you to be generous in character, kind, tolerant, and have the ability to preside in a just and gracious manner. Your conversation should be both delightful and improving. Your taste in literature, arts, and science should be such that you will lead the thoughts of others toward the highest and purest things in life. Polite and courteous attention to the advice of parents and guardians and the consideration of the happiness of others will so strengthen your own life that the beauty of your example will be observed by all with whom you are associated, and the prayer of all who know and love you is, that you will be blessed in your service of love. Honored Queen removes hands from the Bible.

The Installing Officer marches around the north side of the Altar, hands gavel to Installing Marshal, stands behind the Honored Queen, places cape on Honored Queen. (Diagram 31) Honored Queen ties cords of cape.

INSTALLING OFFICER: This cape of royal purple is an emblem of your office and symbolizes the love of the Bethel Members who have chosen you as their Honored Queen. After cape is tied, the Installing Officer removes crown and places it on head of Honored Queen.

INSTALLING OFFICER: I now place on your head this crown, an emblem of leadership, and a symbol of your position. May you ever wear it with dignity, grace, and humility. After the word "humility", Installing Officer steps to side between Altar and Chaplain's station and continues.

INSTALLING OFFICER: Honored Queen, let wisdom and understanding crown your judgement, and the beauty and glory of your reign will be as lustrous as the sheen of your royal cape. Ever strive to wear these honors with real dignity as becoming an Honored Queen of this beautiful organization.

- Solo or appropriate selection may be given either while Honored Queen is at the Altar or while at Altar Line before proceeding to the East or in the East after Installing Officer has presented the Bylaws.
- Installing Officer remains standing. Installing Officer assists Honored Queen to rise. Installing Guide returns carrying piece to newly installed Honored Queen. Installing Marshal returns gavel to Installing Officer. The Installing Officer escorts the Honored Queen to the north side of the Altar and then directly to the East. If Honored Queen has other approved escort to the East, the Installing Officer precedes them to the East.
- Installing Guide or Installing Marshal returns Bible to original position and return to Waiting Stations.

INSTALLING OFFICER: (***) **It is with pleasure that I present [name] who has been installed Honored Queen for the ensuing term. (Applause.) Honored Queen, I present you with the gavel, the emblem of your authority, knowing that in your hands it will be used wisely and well.** Installing Officer hands gavel to Honored Queen, who seats Bethel with one rap of gavel (*). Honored Queen and Installing Officer remain standing. Honored Queen returns gavel to Installing Officer.

Continue to “Proclamation”

Installation of Bethel Officers Honored Queen Installed First

INSTALLING OFFICER: Installing Guide and Installing Marshal, you will cause the Honored Queen to kneel at the Altar and place her hands on the open Holy Bible.

The Installing Guide or Installing Marshal may reverently turn the Bible around for the Honored Queen. Before kneeling, the Honored Queen hands her carrying piece to the Installing Guide or Installing Marshal and they assist Honored Queen to kneel. The Honored Queen places her hands on the Bible.

Installing Officer descends dais and walks to a point one step east of the Altar, where she stands for the Obligation. (Diagram 31) She shall carry the gavel with her and place it over her heart for the Obligation.

INSTALLING OFFICER: Honored Queen, you will repeat after me: I will faithfully obey and become familiar with – the laws of Job’s Daughters International. - Respect the Supreme, Grand, Jurisdictional and Bethel Guardian Councils - and endeavor to be worthy of my office - so help me God.

The one elected to hold the office of Honored Queen should be generous in character, kind, tolerant, and possessed with the ability to preside in a just and gracious manner. Her conversation should be both delightful and improving. Her taste in literature, arts, and science should be such that she will lead the thoughts of others toward the highest and purest things in life. Polite and courteous attention to the advice of parents and guardians and the consideration of the happiness of others will so strengthen your own life that the beauty of your example will be observed by all with whom you are associated, and the prayer of all who know and love you is, that our Heavenly Father will guide and direct you in your service of love. Honored Queen removes hands from Bible.

The Installing Officer marches around the north side of the Altar, hands gavel to Installing Marshal, stands behind the Honored Queen, places cape on Honored Queen. (Diagram 31) Honored Queen ties cords of cape.

INSTALLING OFFICER: This cape of royal purple is an emblem of your office and symbolizes the love of the Bethel Members who have chosen you as their Honored Queen. After cape is tied, the Installing Officer removes crown and places it on head of Honored Queen.

INSTALLING OFFICER: I now place on your head this crown, an emblem of leadership, and a symbol of your position. May you ever wear it with dignity, grace, and humility. After the word "humility", Installing Officer steps to side between Altar and Chaplain's station and continues.

INSTALLING OFFICER: Honored Queen, let wisdom and understanding crown your judgement, and the beauty and glory of your reign will be as lustrous as the sheen of your royal cape. Ever strive to wear these honors with real dignity as becoming an Honored Queen of this beautiful organization.

- Solo or appropriate selection may be given either while Honored Queen is at the Altar or while at Altar Line before proceeding to the East or in the East after Installing Officer has presented the Bylaws.
- Installing Officer remains standing. Installing Officer assists Honored Queen to rise. Installing Guide returns carrying piece to newly installed Honored Queen. Installing Marshal returns gavel to Installing Officer. The Installing Officer escorts the Honored Queen to the north side of the Altar and then directly to the East. If Honored Queen has other approved escort to the East, the Installing Officer precedes them to the East.
- Installing Guide or Installing Marshal returns Bible to original position and return to Waiting Stations.

INSTALLING OFFICER: (***) **It is with pleasure that I present [name] who has been installed Honored Queen for the ensuing term.** (Applause.) **Honored Queen, I present you with the gavel, the emblem of your authority, knowing that in your hands it will be used wisely and well.** Installing Officer hands gavel to Honored Queen, who seats Bethel with one rap of gavel (*). Honored Queen and Installing Officer remain standing. Honored Queen returns gavel to Installing Officer.

INSTALLING OFFICER: **Installing Guide and Installing Marshal, you will present the Senior Princess and the Junior Princess at the Altar.** Junior Princess follows Installing Guide and Senior Princess follows Installing Marshal.

When in position west of the Altar:

INSTALLING OFFICER: **Daughter Princesses, your duty is to assist the Honored Queen during the ceremonies of the Bethel and to be watchful and attentive to the leadership role you are preparing to assume. You should conduct yourselves at all times with quiet dignity befitting your high office. Be gracious in manner, courteous and understanding, expressing through your daily lives the principles of truth, integrity and honor.**

Installing Guide and Installing Marshal, you will escort the Princesses to the East, to be invested with the honors of their stations.

- Installing Guide offers her left arm to Junior Princess and they go side by side around the south side of the Altar between the station of Treasurer and Altar; Installing Marshal offers her right arm to Senior Princess and they go side by side around the north side of the Altar between the station of Chaplain and Altar; all four proceed to East Line. (Diagram 30) Princesses kneel at foot of Dais.
- Installing Guide and Installing Marshal hold the carrying pieces for the Princesses, and back to a position even with the pedestals.
- Installing Senior and Installing Junior Custodians invest the Princesses with their capes and crowns. (Diagram 30)

INSTALLING OFFICER: **Daughter Princesses, ever strive for beauty of character**

that will outshine the beauty and splendor of your raiment.

The Installing Custodians assist the Princesses to rise. Installing Guide and Installing Marshal return the carrying pieces to the Princesses and return to their waiting stations. Princesses ascend the East Dais and face west (***)

INSTALLING OFFICER: It is with pleasure that I present [name] who has been installed Senior Princess and [name] who has been installed Junior Princess for the ensuing term (*).

INSTALLING OFFICER: Installing Guide and Installing Marshal, you will present the Guide and Marshal at the Altar. Guide follows Installing Guide and Marshal follows Installing Marshal.

When in position west of the Altar:

INSTALLING OFFICER: Daughter Guide, your duty is to guide the new members in their journey through the Membership Ceremony and to escort members and visitors. May the lessons you learn inspire you to guide others with kindness and respect as your responsibilities in the Bethel evolve.

Daughter Marshal, your duty is to care for and display the flags, to see that the Bethel room is prepared for our meetings and ceremonies, and to assist the Guide. May you become familiar with the teachings of this organization, as you begin your path toward leadership of the Bethel.

Installing Guide and Installing Marshal, you will escort these Officers to their stations.

- Guide follows Installing Guide south of Altar to Altar Line, south to South Marching Line, and then west to West Line and to Guide's station. At the same time, Marshal follows Installing Marshal, north side of Altar to Altar Line, north to North Marching Line, west to West Line and to Marshal's station.
- Installing Guide and Installing Marshal step one step east of West Line and retrace steps to Waiting Stations. Guide and Marshal assume stations and remain standing.

INSTALLING OFFICER: I have the pleasure of introducing [name] who has been installed as Guide and [name] who has been installed Marshal for the ensuing term. Applause. Installing Guide nods for Guide and Marshal to be seated.

INSTALLING OFFICER: [name], First Messenger; [name], Second Messenger; [name], Third Messenger; [name] Fourth Messenger; [name], Fifth Messenger. Installing Guide and Installing Marshal, you will present the Messengers at the Altar. First, Second, and Fifth Messengers follow Installing Guide. Third and Fourth Messengers follow Installing Marshal.

When in position west of the Altar:

INSTALLING OFFICER: Daughter Messengers, to you has been given the privilege

of unfolding to new members the story of Job's eventful life, his happiness, his trials, his temptations, and his final triumph and peace. Be particular therefore, that your own interpretations of the story be earnest and sincere, and that your own lives be an example of patience and faith, that your reward may be life's highest attainment. Installing Guide and Installing Marshal, you will escort these Officers to their stations.

- Installing Guide followed by First, Second, and Fifth Messengers, leaves on south side of Altar, to Altar Line, south to South Marching Line, proceeds around the outside of Messengers' stations, and enters semicircle between the Second and Fifth Messengers.
- Installing Marshal followed by Third and Fourth Messengers, leaves on north side of Altar to Altar Line, north to North Marching Line, proceeds around the outside of the Messenger's stations, and enters semicircle between the Fourth and Fifth Messengers.
- Messengers assume stations as Installing Guide and Installing Marshal proceed through semicircle to Altar Line. Messengers remain standing. (Diagram 27 & 28) When Installing Guide and Installing Marshal reach Waiting Stations, Installing Guide nods for Messengers to be seated.

INSTALLING OFFICER: [name] Recorder; [name], Treasurer. Installing Guide and Installing Marshal, you will present the Recorder and the Treasurer at the Altar. Recorder and Treasurer follow the Installing Guide.

When in position west of the Altar:

INSTALLING OFFICER: Daughter Recorder, it is your duty to record the minutes of the Bethel, read all communications and assist the Treasurer. May the skills you learn here be applied to all aspects of your future endeavors.

Daughter Treasurer, your duty is to assist the Guardian Treasurer and report the Bethel finances at each meeting. May honesty and integrity be the foundations of your character.

Installing Guide and Installing Marshal, you will escort these officers to their stations.

- Installing Guide followed by Recorder and Treasurer leave on south side of Altar.
- Treasurer assumes station immediately and remains standing.
- Installing Guide and Recorder proceed to East Line, Recorder assumes her station as it is reached and remains standing, Installing Guide continues south to South Marching Line, and west to Waiting Station.
- Installing Marshal leaves on north side of Altar and goes directly to Waiting Station. (Diagram 26) Installing Guide nods to seat Officers.

INSTALLING OFFICER: [name], Chaplain; [name], Musician; [name], Librarian. Installing Guide and Installing Marshal, you will present the Chaplain, Musician, and Librarian at the Altar. Officers follow the Installing Marshal.

When in position west of the Altar:

INSTALLING OFFICER:

Daughter Chaplain, you are to lead the devotions of the Bethel, communicate the Obligation to new members and give the Pledge for Adults. May your faith in our Creator lead you to a steadfast and upright life.

Daughter Musician, your duty is to provide the music during our meetings and ceremonies. May the harmony of your music ring so true that no discord will enter here.

Daughter Librarian, your duty is to encourage a taste for literature, arts and sciences by giving a report on an educational subject. Let your life be an open book whose pages are full of knowledge and truth.

Installing Guide and Installing Marshal, you will escort these Officers to their stations.

- Installing Guide leaves on south side of Altar and goes directly to Waiting Station.
- Installing Marshal, followed by Officers, leaves Altar on north side, proceeds to East Line, north to North Marching Line and west to Waiting Station.
- Officers assume their stations as they are reached and remain standing. (Diagram 25) Installing Guide nods to seat Officers.

INSTALLING OFFICER: **[name], Senior Custodian; [name], Junior Custodian.**

Installing Guide and Installing Marshal, you will present the Custodians at the Altar. Junior Custodian follows Installing Guide and Senior Custodian follows Installing Marshal.

When in position west of the Altar:

INSTALLING OFFICER: **Daughter Custodians, you are the Custodians of the paraphernalia of our Bethel. Ever let your lives symbolize patience and faith, which are represented by the Dove and Urn of Incense.**

Installing Guide and Installing Marshal, you will escort the Officers to their stations.

- Installing Guide followed by Junior Custodian, leaves on south side of Altar.
- Installing Marshal followed by Senior Custodian, leaves on north side of Altar.
- They proceed to East Line, turn north and south to North and South Marching Lines, and west to their Waiting Stations. Officers assume stations as they are reached and remain standing. (Diagram 24)
- Installing Guide nods to seat Officers.

INSTALLING OFFICER: **[name], Inner Guard; [name], Outer Guard.**

Installing Guide and Installing Marshal, you will present the Inner and Outer Guards at the Altar. Inner Guard follows Installing Guide. Outer Guard follows Installing Marshal.

When in position west of the Altar:

INSTALLING OFFICER: Daughter Guards, watch carefully the doors of our Bethel and for those who wish to enter. Let the responsibilities of your office remind you to be alert to the temptations and challenges that may influence your lives.

Installing Guide and Installing Marshal, you will escort these Officers to their stations.

- Installing Guide followed by Inner Guard, leaves on south side of Altar to Altar Line, south to South Marching Line, west to West Line and to Inner Guard's station.
- Installing Marshal followed by Outer Guard, leaves on north side of Altar to Altar Line, north to North Marching Line, west to West Line, and to Outer Guard's station which is inside Preparation Room door if an open installation. (Diagram 22)
- Installing Guide and Installing Marshal return to Waiting Stations. (Diagram 23) Installing Guide nods to seat Officers.

Bethel Choir shall be installed at their stations.

INSTALLING OFFICER: [names], Bethel Choir.

Daughters of the Bethel Choir, your part in the ceremonies of the Bethel is equally as important as that of other Officers. The art of music is one of the highest accomplishments. Let your hearts be so filled with love and joy, that the melody of your song will resound in the hearts and lives of the Daughters of this Bethel.

Installing Officer nods to Bethel Choir to be seated.

[Optional]: The Installing Officer may be installed into a station at this time by the newly installed Honored Queen.

Proclamation

INSTALLING OFFICER: Installing Recorder (rises), you will make the Proclamation.
Installing Recorder stands at desk to read Proclamation.

INSTALLING RECORDER: By direction of the Installing Officer and the [Supreme/Grand] Guardian Council, I proclaim the Bethel Officers (and Bethel Choir) of Bethel Number [##] of [City], [State, Province, Territory or Country] of Job's Daughters International, legally installed for the transaction of business under the laws of Job's Daughters International and the [Supreme/Grand/Jurisdictional] Guardian Council (*).

INSTALLING OFFICER: The Installing Officers may retire.

Installing Officers retire except for Installing Recorder who shall complete minutes for the Bethel Recorder's book and the Installing Chaplain if she is to give the closing prayer. Installing Musician may remain at instrument. Installing Recorder and Installing Chaplain shall step to the sideline before the Bethel Officers retire.

- Installing Officer presents gavel to Honored Queen with appropriate remarks.
- Honored Queen assumes her station.
- Escort and Introductions, as per Ritual (excluding Honors), may be given at this time if not given following the Reading of the Special Dispensation.

Presentations

- Honored Queen's pin by Retiring Honored Queen
- [Optional] Past Honored Queen's Certificate and Jewel Exchange of Line Officers' Pins
- [Optional] Presentation of Bethel Honors/Awards (optional) Presentation of Honored Queen's Gavel

All other gifts shall be placed on a gift table in the reception area or other appropriate location.

Remarks and Announcements

- Introduction of Family - Family and friends of new Line Officers may be introduced from sidelines if approved by the Executive members of the Bethel Guardian Council.
- Remarks - Only by those called upon by the Honored Queen.

[Optional] Coin March

Closing

HONORED QUEEN: **Chaplain, you will attend at the Altar (***)**. The newly installed Chaplain or the Installing Chaplain offers the closing prayer.

CHAPLAIN: **Our Father, we give thanks for the opportunities and responsibilities given to us through Job's Daughters International. We are grateful for the trust placed in us to serve and lead with integrity and compassion. Grant us the strength to face challenges with courage, the humility to seek guidance when needed, and the grace to extend kindness and understanding to all whom we encounter. As we depart from this gathering, may your presence continue to inspire and guide us. Amen.** All Daughters respond by saying "Amen". Chaplain rises, reverently closes the Bible, as per Ritual, and returns to her station. One rap of gavel (*) if the Bible is to be signed.

Retiring Honored Queen Bible Signing

The Honored Queen escorts the Retiring Honored Queen to the Altar to sign the Bible.

If the Bible is not signed, then proceed as follows:

HONORED QUEEN: **Marshal, you will retire the National Emblem (***)**.

Retiring the Flag shall be omitted when it is not the custom or required by the government.

HONORED QUEEN: All present will remain seated until the Bethel Officers (and Bethel Choir) have retired.

- The Installing Officer may participate in the Closing Ceremony.
- Two raps of gavel (**) to call up Officers if they were seated for Bible signing.
- March music for Custodians to remove chairs from semicircle. Retiring March same as per Ritual using one of the Closing Formations.
- Bethel Guardian and Associate Bethel Guardian return to the East during Closing as per Ritual. Bethel Guardian and Associate Bethel Guardian may invite the parents/guardians of the new Honored Queen to the East Line for the Closing Formation after the Officers have left the East.

When Officers are on the West Line:

BETHEL GUARDIAN: This concludes our ceremony. Bethel Guardian nods to Officers, they respond with a nod and Bethel Guardian sounds one rap of gavel (*). Officers complete Retiring March. If approved by the Executive Members of the BGC, other appropriate ceremonies may be performed following the Closing Formation.

Narrations for Installation Ceremonies

SUGGESTIONS FOR ALL NARRATIONS: Soft background music should be played as the Daughters enter the room. If it is desired that the narrator says the Officers' names after reading the office, a list of names should be provided for her. Narrations are optional. Daughters may use any of these narrations or write their own for Installation. If a Daughter chooses to write their own narration it must be approved by the Bethel Guardian Council prior to Installation.

Book of Gold

Each Officer writes her name in the Book of Gold before taking her seat. Narrator waits until each Daughter has reached her seat before reading the next Officer's entrance part.

NARRATOR: A prophet sleeping in sweet release - awoke one night from a dream of peace.

He saw within the moonlight there - all white and like a lily fair an Angel, writing in a Book of Gold - Exceeding peace made the prophet bold and to the presence there he spoke - as though a commandment to evoke.

"What do you write?" the prophet said. - The Heavenly Angel raised its head. "The names of those who love the Lord," it said "And is mine one?" the prophet queried. - The angel answered "Nay" - but wearied.

Again, the prophet spoke, but low, - with tenderness he answered so, "Write my name, I beg you then, - as one who loves his fellow men."

The Angel vanished and came again at night - this time with a great awakening light. Showed the names, whom God had blessed - and lo! The prophet's name led all the rest.

(This line is cue to Honored Queen. As she approaches from west slowly, the lighted star hung above book is lit.)

The vision grew, as he saw afar - pilgrims following a beckoning star. Pilgrims walking as in days of old, in raiment white, fairest to behold,

Onward toward the Book of Gold they came - intent to write thereon - each name, for they were led by a heavenly light - wrought by the Angel, who bid them write.

Of richest service, love divine, for these - the fairest of mankind. And as they turn life's pages o'er - behold! their names, as those of yore.

HONORED QUEEN -

With purpose high and noble mien - in reverence advances the Honored Queen. With patience, purity and truth - she journeys on for love of youth.

SENIOR PRINCESS -

The Senior Princess now draws near - her life is void of every fear.

Her message taught to new members - is faith and love the whole way through.

JUNIOR PRINCESS –

And now the Junior Princess comes - teaching, faith that never fails. Her steadfast faith dispenses light - her path is clear, her way is bright.

GUIDE –

The Guide does surely point the way - to new members seeking light of day. With wisdom rare, and noble deed - to peace and happiness she'll lead.

MARSHAL –

So shall the Marshal, with the Guide - lead new members safely by her side, that faltering footsteps on journey's way - shall stronger be from day to day.

JUNIOR AND SENIOR CUSTODIANS –

Custodians know just what is best - in humble love each task is blessed, with prayer and incense burning bright - they cherish truth, like doves so white.

INNER AND OUTER GUARDS –

To guard their hearts, alert to win - lest outward sins press ever in, to mar the peace or cause disgrace - within the walls of this Holy place.

RECORDER –

On spotless page, she does record - the names of those who love the Lord. With truth and honor's golden pen - she loves and cheers her fellowmen.

TREASURER –

She treasures deeds, with golden hands - in that house above, not made with hands. Where the years will not destroy or dim - the acts of kindness placed within.

CHAPLAIN –

By pledge at Altar freely given - a prayer she offers up to heaven. In trust and faith, on bended knee - that new members all, steadfast will be.

MUSICIAN –

Then through infinity of time - sweet carols from her lips sublime. Cheer all who hear her Psalm so dear, at every meeting in the year.

LIBRARIAN –

Wisdom and knowledge her pen doth write - in the open book, a page most bright. Informing us of deeds most rare - there's always truth and wisdom there.

FIRST MESSENGER –

As messengers of truth come they - to guide the new members on their way. They tell of joy and peace and cheer - of happiness and trust sincere.

SECOND MESSENGER –

When sorrow comes to weigh us down - and life seems just a thorny crown. They tell us of steadfast faith and love - of God and blessing from above.

THIRD MESSENGER –

“Who makes the sun to shine by day - the moon to walk in the silvery way. Who caused the stars and earth to be - and calmed the waters of the sea”?

FOURTH MESSENGER –

“Tis He who knows every thought - of things to be and love that we have brought. For He will lead you by your hand - Oh! You “The fairest in the land.”

FIFTH MESSENGER –

A message written in words so true - on all these spotless pages through. Inscribed in signs and passes there - a lesson learned of virtue rare.

Thus the prophet read in the Book of Gold - and to the Angel spoke as in days of old,

“Whose names are there?” the Angel raised its head - “The names of those who love the Lord,” it said. The prophet pondered the pages o’er - then the Angel spoke to him once more, “They, too are blessed then - for they do love their fellowmen.”

Close not the book, ‘tis better so - that all may write, and all may know, Each day to learn of love and cheer - and passing sweetness all the year.

For when again, the Angel reads - let names there written, of worthy deeds. Of kindness rare and love divine - with God on high your lives entwine.

Book of Music

NARRATOR: The song of spring blends in summer, the sun replaces clouds of grey,

all nature now begins to waken as God creates another day. Melody birds begin their singing, their golden notes send forth such cheer, all the world is calm and reverent for they, too, feel His presence near.

CHOIR –

Soft melodies blend into harmony rare, for sweet music, young voices together belong. Their heavenly golden notes filling the air, and none quite so fair as our Daughters of song.

INNER AND OUTER GUARDS –

Guarding the entrance to our Bethel, these golden notes add to our song. By making sure all those who enter have the will to do no wrong.

JUNIOR AND SENIOR CUSTODIANS –

The first notes in our bar of music, Custodians of our Urn and Dove. Who carefully watch over our possessions, receive their blessings from God above.

RECORDER –

As music echoes from her pen - on pages white she does record.
All our good deeds and acts of love - and names of those who love the Lord.

TREASURER –

The gold she brings for us to share - in joyful act or noble deed. Denotes such wealth of happiness - that work like ours can but succeed.

MUSICIAN –

Sweet harmony her notes give forth - like heavenly music from above. She teaches us to trust in Him - with melodies of faith and love.

LIBRARIAN –

She seeks for truth in all she does - and adds a note of wisdom there.
Her thirst for knowledge seems to tune - with all she brings for us to share.

CHAPLAIN –

The golden halo round her head - sparkles with notes of music rare.
Before the Altar with head bowed low - she'll teach us how to trust in prayer.

MESSENGERS –

They add their notes of hope and faith - for harmony throughout the land, that truth and honesty sincere - will rule the world as God had planned.

They teach us that to trust in Him - who guides us through each busy day, will make our lives a melody and - help us in our work and play.

GUIDE AND MARSHAL –

No melody could be complete - without these notes to lead the way. Our Guide and Marshal lend a hand - to new members seeking light of day.

JUNIOR AND SENIOR PRINCESS –

And now the melody grows bright as - come our Princesses into view, they add their notes of truth and love - and patience in all the things we do.

Each Princess offers words of cheer - and seeks to help us on our way, to comfort or to lend a hand and guide us - in our work each day.

HONORED QUEEN –

Like a song without a tune - would be a Bethel without a Queen!

On yonder threshold now she stands - her robe of royal, lustrous sheen.
Her smile reflects such radiance - she walks with such a regal air. No song could match her graciousness - she is the fairest of the fair.

The song we bring is now complete - but to this we'll add a word. As we hum this melody - 'twill be the sweetest ever heard.

And God will smile down on each one - as reverently these Daughters stand. Behold! these are the Daughters of Job - "The Fairest in all the Land".

Book of Silver

NARRATOR: When shades of night begin descending - and darkness hides the light of day. Sun and Moon, together blending - helping by stars to light the way.

And the glow from God's bright candles - filters down upon the land. Gentle stardust, gently falling - as though dropped from God's own hand. Each star a window in the Heaven - with tiny Angels peeping through. Like Angels, too, our Bethel Daughters - come forth 'mid stars of heavenly blue.

INNER AND OUTER GUARDS –

Guarding entrance to our Bethel - stars like these will ever shine. Making sure all those who enter - have respect for things divine.

JUNIOR AND SENIOR CUSTODIANS –

Two shiny stars within our Bethel - custodians of our Urn and Dove. Watching over our possessions - and watched, in turn, by God above.

RECORDER –

On pages, spotless as her robe - she keeps our records bright. Like stardust falling from her pen - each word, as she does write.

TREASURER –

She keeps our coffers filled with silver - as lustrous as a star. The silvery mist that lights her path - is shining from afar.

CHAPLAIN –

The starlight round her head does shine - as though a halo rested there. On bended knee, with head bowed low - she leads us all in prayer.

MUSICIAN –

Sweet harmony her notes give forth - like heavenly music from above. She shows the way to happiness - with songs of faith and love.

LIBRARIAN –

Her starry eyes and gracious smile - denote such wisdom there. That all the knowledge she does glean - she brings for us to share.

MESSENGERS –

They bring a tale of joy and faith - and love for fellowman. Of happiness and truth sincere - since first the world began.

They teach us how to trust in Him - who makes the stars to shine. 'Tis He who knows our every need - and guides your life and mine.

GUIDE AND MARSHAL –

New members seeking knowledge - of our purpose and our creed, will find our Guide and Marshal - waiting there to take the lead.

JUNIOR AND SENIOR PRINCESS –

The starlight grows more brilliant - as comes these Daughters fair. They stand for truth and love.

Each Princess offers words of hope, a prayer, a helping hand. They'll teach you to believe in Him - and how the earth He planned.

HONORED QUEEN –

No star could shine so brightly - than our gracious Honored Queen. Her crown, a golden halo - and her robe of lustrous sheen. The star once guided shepherds - as the Christmas story goes. So our new Queen will guide her Bethel through, its pleasures and its woes.

Behold! your Bethel Daughters - like so many shining stars. Their lovely beauty vying - with that of Jupiter and Mars. Surely God is watching o'er them - as in reverence they stand.

For He knows that He has made them: - "The Fairest in the Land.

A Crown of Glory

NARRATOR:

A crown was placed upon His head - not made of jewels, but thorns instead. A crown which stands for purity - reverence, and sincerity.

A crown of glory on His head - symbolic of the blood He shed.

He gave His life that I might wear - a crown of glory in my hair.

He'll come for me from realms above - and bring with Him His sacred love. He'll deem me with an honor rare - a crown of glory I will wear.

CHOIR –

These Daughters know the pleasure in praising God in song. They share with us this treasure as toils of life go on.

INNER AND OUTER GUARDS –

Aware of all who enter in - and at our gates they stand.

They guard against all outward sin - these fairest in the land.

JUNIOR AND SENIOR CUSTODIANS –

These Daughters guard our Urn and Dove - they'll ever watchful be. They know the joy that's found in love - to life they hold the key.

MESSENGERS –

These Daughters bring us news of Job - they tell us of his life. They tell us of his faith in God - temptations, and his strife.

They bear a true reminder to be faithful unto God. For we will be rewarded for all the trials we have trod.

LIBRARIAN –

She shares with us her knowledge - and brings truth into view. We learn from the Holy Bible - its lessons are ever true.

MUSICIAN –

Her music blends in harmony - and casts a lustrous glow. Essential is her melody - as all these Daughters know.

RECORDER –

She keeps an accurate record - of all our Bethel affairs, and lists the names of all Daughters - whose friendship cannot compare.

TREASURER –

This Daughter guards our precious coins - a lesson she does hold. She teaches it's far better to be rich in love - than in gold.

CHAPLAIN –

Our Chaplain folds her hands in prayer - and in reverence speaks to God. She asks Him for His love and care - as on through life we trod.

MARSHAL –

Our Marshal aids the new members fair - who seek to find our aim. She leads them to our teaching ways - that they may know the same.

GUIDE –

She leads us on our pilgrimage - which symbolizes life. She guides us from all evil ways - especially hate and strife.

JUNIOR AND SENIOR PRINCESS –

These Daughters teach us faith in God - they practice truth and love. They seek not worldly pleasure - but strength from God above.

HONORED QUEEN –

And now our Honored Queen appears - in raiment royal.

The crown portrays untarnished love - the cape her service loyal. A good example she must set - for she will lead the way.

Her fate she places in God's hand - so she will never stray.

The Ceremony of Flowers

SUGGESTIONS: This ceremony depicts the symbolic meaning of the flowers. Each Officer carries a 7-inch Horn of Plenty, painted gold and filled with flowers chosen by the Honored Queen. In the East is placed a large Horn of Plenty containing wire mesh to hold flowers. Each Officer carries in a single flower or a fern as per ceremony. As their names are read the Daughters march to the East and place it in the large Horn of Plenty.

NARRATOR:

There are many flowers, and rare, in God's garden. Nourished with tender care, in God's garden.

Faith is there in radiant hue - hope and kindness bloom there, too. Flowers of friendship ever true, in God's garden.

Sown in human hearts, the seeds - drenched with dew of goodly deeds. Yielding bloom to meet our needs, in God's garden.

Flowers of love and duty bloom, in God's garden.

CHOIR –

(Enter two at a time.) Come then, enter now Job's Daughters - walking as you would walk in God's garden. Touched with the light that comes from above - bearing a symbol of the dear Lord's love, The Horn of Plenty which for abundance does stand - Abundance of life's riches, given by his hand.

(Choir goes two at a time to place the ferns in the large Horn of Plenty at the front.)

You are young as the morning of one of God's days - yet a gift you are giving in so many ways. A gift of sweet music, melodic and bright - of grace and sincerity, shared here tonight.

Time rushes on and so very soon - you'll be living the hours of God's afternoon.

You'll walk many paths, from some friends you will part - but the memory of this hour will stay in your heart.

INNER AND OUTER GUARDS –

(Carry the hyacinth, the symbol of faith.)

Inner Guard, with love and grace, - guard ever faithfully this sacred place. Outer Guard, your tasks begin - to close our gate against evil and sin.

JUNIOR AND SENIOR CUSTODIANS –

(Carry purple lilacs, the symbol of thoughtfulness.)

Junior Custodian seek peace and thoughtfulness and love - ever mindful it is you who guard the Dove. Senior Custodian keep the incense burning bright - guiding the day, silvering the night.

MESSENGERS –

(Carry gladioli, the symbol of generosity and abundance.)

First Messenger tell the new members how Job - restless and torn with every breath. Wearily, yearningly - longed for death.

**Second Messenger tell the new members how one said to Job
“If pure and upright thou wouldst be - surely God would take heed of thee”.**

Third Messenger, Tell the new members how one said unto Job, “Behold the fear of the Lord is wise - and understanding is evil to despise”.

Fourth Messenger tell the new members how the Lord spoke to Job and ended his strife - restoring faith, riches and peace into his life.

Fifth Messenger tell the new members how throughout the land, none were so fair - as Job’s Daughters, so did all declare.

TREASURER AND RECORDER –

(Carry peonies, symbol of love.) **Treasurer, not only earthly wealth - but noble treasurers too, are given for safe keeping trustfully to you.**

Recorder dip your pen in friendship - write of every act and deed. Let your records tell of faith and love - according to our creed.

MUSICIAN, LIBRARIAN AND CHAPLAIN –

(Carry lilies symbolizing purity.)

Musician, just as flowers which are blooming - brightens our days, our Bethel is brightened - when sweet music plays.

Librarian, knowledge is the flower in your care God’s divine teachings - help us to share.

Chaplain help us wrench free from corruption’s control Remind us - “Tis God who restores the soul.”

GUIDE AND MARSHAL –

(Carry the yellow rose, the symbol of friendship.)

Marshal, you have a wonderful part - to guard our flag with all your heart. Guard it with truth and love sublime - and keep it unsullied to the end of time.

Guide lead the new members to the beautiful, the good - guide them there in loving sisterhood. Nor slacken for a moment your heart’s endeavor - but extend

to them friendship and love forever.

JUNIOR AND SENIOR PRINCESS –

(Carry orchids, the symbol of nobility, love and beauty.) **As Junior Princess, remember that nobility - love and beauty are not words alone. They are the flowers - from the seeds we have sown.**

In church, in school and home - we must help them grow. And brighten the paths - on which others must go.

As Senior Princess, remember that - life is splendid if well fulfilled, if never the word of God is stilled -if each flower blooms as He has willed, if with his teaching, the heart is thrilled - then life is splendid and well fulfilled.

HONORED QUEEN –

(Carry the Lily of the Valley, the symbol of purity.) **Life gathers a bouquet of special flowers - laughter is the sunshine, tears are the showers - which make them grow.**

Help them to be a part of remembrance - until eternity.

This hour for you, a precious one - earned by your efforts and work well done. Parents and loved ones proudly share - this hour when a crown you start to wear. New tasks have begun, ideals understood - ennobling your young Christian girlhood.

If when years hence all this will seem - like some shadowy half remembered dream. Your heart will recall your own chosen theme, “THE CEREMONY OF THE FLOWERS”

Friendship Circle of Faith

NARRATOR:

We read within the Holy Book that God created man;

He made the sun, the moon and stars according to His plan. He gave the melody to the birds, the honey to the bees.

With grass He covered o’er the earth, put fruit upon the trees.

To man He gave the virtue faith, to trust in Him on High; For He knows youth must try its wings, before it learns to fly.

Symbolic of that faith, - the Cross, where Christ was crucified, reminds us that to have such faith, strengthens the soul inside.

Around that Cross, a friendship ring, denotes our faith in God; His friendship too, we all would seek as on through life we trod. A friendship circle bound with love of prayer, of song, and smile, of faith to trust in all our friends will make our lives worthwhile.

CHOIR –

Their songs of friendliness - and faith ring out for all to hear. Their youthful voices, rich - and true make known that He is near.

INNER AND OUTER GUARDS –

No one shall pass our guarded door - nor seek to enter here. Unless these Daughters fair, - make sure, they're worthy and sincere.

JUNIOR AND SENIOR CUSTODIANS –

Our properties are ever watched by Daughters such as these. They work in perfect harmony - their aim is but to please.

LIBRARIAN –

Our thirst for knowledge in the arts, is truly virtue rare. This Daughter answers all our needs - her wisdom beyond compare.

MUSICIAN –

Without music for us to share - the day would seem long. We need her joyous melodies - in harmony and song.

RECORDER –

On pages spotless, she does write - our every act and deed. Her records tell of faith and love - for friendship is our creed.

TREASURER –

In terms of gold we count our wealth - but gold cannot compare, with youth and beauty of one we trust - this precious Daughter fair.

CHAPLAIN –

And who shall teach us how to pray - to put our trust in Him? Our Chaplain kneels with head bowed low - as Altar lights we dim.

MESSENGERS –

Our Messengers, so fair of face - bring tales of joy and woe.

They teach us to have faith in friends - and trust in those we know. They practice honesty and truth - and try to set the pace. So all of us who follow them - will cherish this Holy Place.

MARSHAL –

As new members seek to know the truth - and meaning of our creed, Our Marshal fair is there to aid - she's there to take the lead.

GUIDE –

In everything we do and say - in fun or service planned, Our Daughter Guide is

always here - to lend a helping hand.

JUNIOR AND SENIOR PRINCESS –

As is the Book of Job we read - there were three Daughters fair. Come now two Princesses in view - their beauty to compare.

We know when God created man - He planned a beautiful face, for here we see His work of art - in loveliness and grace.

HONORED QUEEN –

And now, the fairest of the three - on yonder threshold stands.

She's learned the lessons of His love - heeds well all His commands. For she is truly fair of face - and walks with regal air. We know that God created her - the fairest of the fair.

Before you now these Daughters stand - in youthfulness and grace, They are the fairest in the land - and none can take their place.

To you my Daughters, have such faith - that when your work is through, you'll know that you have learned to live - as He would want you to. Always turn to Him for help - don't ever turn away. For He alone can give you strength - as you go on your way.

Keys to Happiness

NARRATOR:

If we would seek our rich reward - of steadfast faith and virtue rare.

We must, by deed, have earned the right - to be known as Job's Daughters fair. We all must practice truth and faith - and love for fellowman.

For these are lessons from His book - according to God's plan. And from these lessons we will learn - that love's the master key that opens the door to happiness - seek love, and happy be.

INNER AND OUTER GUARDS –

Guarding carefully our Bethel doors - against all outward sin. We find both of our Guards alert - knowing all who enter in.

JUNIOR AND SENIOR CUSTODIANS –

Custodians of our Urn and Dove - these Daughters hold the key. We know both Daughters - will ever watchful be.

LIBRARIAN –

The key to knowledge she does hold - she searches everywhere. Our Librarian now draws near - with treasures for us to share.

MUSICIAN –

A happy song must be in key - no discord will we hear. As the Musician plays in

harmony - her notes both sweet and clear.

RECORDER –

On pages spotless as her robe - she enters our good deeds. As the Recorder writes each name - with hers to take the lead.

TREASURER –

She holds the key to all our wealth - and guards it with her love. For the Treasurer, has learned - that HE is watching from above.

CHAPLAIN –

In reverence now, she bows her head - and teaches us to pray. For the Chaplain guided by His word - will know just what to say.

MESSENGERS –

Five messengers of truth come to tell of Job's full life.

As the first one tells of all Job's pleasures - and the second tells of his strife. From the third we hear of his temptations - from the fourth his final peace. While the fifth tells that trust and faith - will bring Job sweet release.

GUIDE AND MARSHAL –

For new members who would know our creed - and seek the light of day, Our Marshal prepares the room - and our Guide will lead the way.

JUNIOR AND SENIOR PRINCESS –

The Princesses fair, who now advance - in truth and purity, Unlock the door to happiness - with their own golden key.

The Junior Princess will tell of honor bright - and how to trust Him, While the Senior Princess teaches graciousness - and how His love to win.

HONOR QUEEN –

And bringing now, the Master Key - the fairest of the three, Our Honored Queen now comes in view - in quiet dignity. For she has learned her lesson well - that love is everywhere

And our Honored Queen will most surely be - the Fairest of the Fair.

Before you now these Daughters stand - with keys of happiness. Their footsteps will not falter - for they have youthfulness.

With hope that never faileth - reaching for the best, and truth forever spoken - their faith will stand the test.

NARRATOR:

“In the beginning, God created the heaven and the earth. And the earth was without form, and void; and darkness was upon the face of the deep. And the Spirit of God moved upon the face of the waters. And God said, ‘Let there be light’; and there was light. And God saw the light, that it was good.”

**So let these Daughters enter here - to spread their light of faith and cheer.
To teach us peace of mind and soul - in their love of Him that makes them whole.
To fit themselves better for the fight - striving ever upward to God, The Light.**

CHOIR –

Our Choir sings melodies - dear to our ears, of the light of our forefather - down through the years.

Of His teachings since the world began - of brotherly love for our fellowman. Bringing harmony into your life and mine - in our songs of thanks to Him

INNER GUARD –

The Inner Guard challenges all who enter here – admitting only those who are worthy and sincere.

Her light of alertness guards our portals from sin - so that pure hearts and minds may proceed within.

OUTER GUARD –

Our Outer Guard tends the door of our room - from intruders to our meeting place. Her light of awareness for our sacred place - insures our gatherings from disgrace.

SENIOR CUSTODIAN –

Our Urn of Incense for faith and hope - inspiring us with noble tasks to cope. Our Senior Custodian guards its honored place - this light of courage which we all embrace.

JUNIOR CUSTODIAN –

There stands this emblem of Peace, our Dove - tended with the Junior Custodian’s love. Our light of purity and truth, so glorious - sending its message, every victorious.

MUSICIAN –

The Musician’s deft, nimble fingers make - the harmony for our souls to awake. By the light of our music so clear - in hymns to Him we love, so dear.

LIBRARIAN –

Our Librarian whom we all acknowledge - spreads her light of wisdom and

knowledge. Instructing in her gracious way - how to live better, day by day.

RECORDER –

Here's our Recorder with her scroll - entering our deeds, calling the roll.
Receiving the dues and taking delight - in her labor of love, seeking His light.

CHAPLAIN –

Enter the Chaplain who leads us to pray - for His guidance night and day. She prays for the light of love within - and prays to guard our steps from sin. Prays that we might worthy be - to live with him eternally.

TREASURER –

Tending to our wealth with honest light - our Treasurer guards it with all her might, performing her duties with proper pride - knowing God watches by her side.

MESSENGERS –

Our Messengers relate Job's life - his adversities, sickness and strife. When we're tired, discouraged and blue - they teach how God loves us true. When trials overtake, and temptations assail - how His light of truth will never fail.

MARSHAL –

Our Bethel is prepared with care - by our Marshal who enter there. She assists the Guide, so none may falter - on their journey to the light at our Altar.

GUIDE –

Our Guide leads new members by the hand - through the several epochs of our band. Advancing to His light, by faith and love - to God and His blessings, from above. From whom comes joy, peace and cheer - protection, forgiveness, promise sincere

JUNIOR PRINCESS –

The Book of Job tells of three Daughters fair - and of their beauty beyond compare. The youngest one here enters now - our Junior Princess relates how, the light of patience strengthens the soul - assisting us all to reach our goal.

SENIOR PRINCESS –

Our Senior Princess with beautiful face - enters our Bethel with delicate grace. Her light of faith enduring adversities - will ultimately bring prosperity. So that when our life's race is run - by His grace, we will have won.

HONORED QUEEN –

Now enter the fairest of the three - our Honored Queen in royal dignity. To

strengthen our faith and hope again - that our lives may not be in vain. Earnestly praying that each day - none of us, may go astray. To make our lives a shining light - a flame of purity burning bright.

That by loyalty, love and fidelity - by allegiance to God, our Nation and humanity. That by charity which is ever right - we serve the Lord, our might, out light.

Now, we trust you understand - the teachings of this glorious band. As they go forward hand in hand - working for God and His purpose grand. So here before you our Daughters stand - truly, "The Fairest in all the Land".

Others

NARRATOR: Lord, help us live from day to day - in such, a self-forgetful way. That even when we kneel and pray - our prayer shall be for others. Help us in all the work we do - to ever be sincere and true, and know that all we'd do for you - must need be done for others. When our work on earth is done - and our new work in heaven's begun, may we forget the crowns we've won - while thinking still of others.

HONORED QUEEN –

Life will gather bouquets of special hours - laughter is the sunshine, tears are the showers which make them grow. Helps them to be a part of remembrance until eternity. This hour for you is such a one, of well-earned efforts that your loved ones proudly share. This hour, when your work is just begun, new tasks to face. Ideals further understood, furthering your young womanhood.

SENIOR PRINCESS –

You will remember that life is splendid, well fulfilled - always the work of God is stilled. Each hour you've lived as He has willed - then in your heart His teachings fulfilled.

JUNIOR PRINCESS –

You will remember that faith, love - purity and peace are not words alone. But they are in the light which eternally - shines in church, in school, and home. You will keep aglow, lighting the paths of which others go.

GUIDE –

You as Guide will lead the new members to the beautiful, to the good - guiding them in living sisterhood.

MARSHAL –

As Marshal you have a wonderful part - that of guarding the flag with all your heart.

CHAPLAIN –

In reverence she bows her head and teaches us to pray. For guided by His word, she'll know just what to say.

FIRST MESSENGER –

You will tell the new members how Job, restless and torn with every breath - wearily, yearningly longed for death.

SECOND MESSENGER –

You tell when sorrow weighs us down - and life seems such a thorny crown, if in God we have steadfast faith and love - we will receive His blessings from above.

THIRD MESSENGER –

You tell the new members, how one said to Job - “Behold, the fear of the Lord is wise and understanding.”

FOURTH MESSENGER –

He who knows your every thought - of things to be and things that are not. You tell that He will lead us by the hand - the Daughters, “The Fairest in the Land.”

FIFTH MESSENGER –

You tell that trust and faith - will help us in our work and play. He knows our every need - and will guide our lives always.

LIBRARIAN –

Your thirst for knowledge is in tune - with all you bring for us to share. There's always truth and wisdom there - telling us deeds most rare.

RECORDER –

You keep our records on pages - spotless as your robe. You enter our good deeds - with yours to take the lead.

TREASURER –

You, as Treasurer, are given for safe keeping - all our earthly and noble treasures.

MUSICIAN –

We need your joyous melodies in harmony and song - you teach us to trust and love as we sing to others.

SENIOR CUSTODIAN –

Custodian of the Urn is she, keeping the incense burning bright – Watched in turn, by God above.

JUNIOR CUSTODIAN -

Custodian of the Dove is she, watching and guarding it carefully, One who seeks peace, purity and love.

OUTER GUARD –

As Outer Guard, your task is to carefully guard our Bethel doors against all outward sin. Knowing all who enter in.

INNER GUARD –

You as Inner Guard will guard ever faithfully - this sacred place with love and grace.

Praying Hands

NARRATOR: In the days of yore in faraway lands - people convened with God with praying hands. They asked forgiveness for their sins - For the strength to live they asked of Him. For guidance too, and when problems arose - with praying hands they'd strike a pose. It mattered not what race or creed - He answered each and every need.

Tonight, this Bethel has chosen this theme - to show their trust in the Architect Supreme. For He created all things from the beginning of time - and to those praying hands given a world sublime.

CHOIR -

In ancient days, when evening was night, the shepherds knelt down, raised their eyes to the sky. And offered up their thanks with praying hands for guiding their flocks across the lands. They then would lie down in the moon's silvery sheen - and, as they slept, of angels they'd dream. Floating gently above in their robes gleaming white - a vision there in the light of the moon, lightened the shepherds' hearts and dispelled all gloom.

The Bethel Choir emulates that dream tonight.

INNER AND OUTER GUARDS –

Guarding carefully our Bethel doors against all outward sin - They make sure they know all who enter in.

JUNIOR AND SENIOR CUSTODIANS –

Custodians of our Urn and Dove - they're guided from above. They'll watch over our emblems with all their love.

LIBRARIAN –

In her search for knowledge everywhere - she finds treasures for us to share.

MUSICIAN –

For happy songs for all to hear - she plays the piano with notes so clear.

RECORDER –

On spotless pages in her book - she enters all our deeds. She keeps a record bright and clear - for anyone to read.

TREASURER –

A record of our wealth she keeps - and guards it with her love. For she, too, has learned - that He is watching from above.

CHAPLAIN –

In reverence she will bow her head - and lead us when we pray. For she is guided by His word - and will know just what to say.

MESSENGERS –

The Messengers bring a tale of joy and faith and love for fellow man. Of happiness and truth sincere since first the world began.

The first tells of Job's pleasures, and the second of his strife. From the third we hear of his temptations, from the fourth his final peace. While the fifth tells that trust and faith will bring us sweet release.

MARSHAL –

Marshal, you have a wonderful part - guard our flag with all your heart. Guard it with truth and love sublime - keep it unsullied to the end of time.

GUIDE –

As Guide you will point the way - to new members seeking the light of day. Don't slacken for a moment your heart's endeavor - to embrace the beautiful and the good forever.

JUNIOR PRINCESS –

Junior Princess teaches "Faith that never faileth" her steadfast faith dispenses light - her path is clear, and her way is bright.

SENIOR PRINCESS –

Senior Princess draws near, without thought of fear. Her message taught to new members - is faith and love the whole way through.

HONORED QUEEN –

As all have entered this Holy Place, she approaches with queenly grace.

With praying hands, she asks of Him to see her through - to give her strength and guidance, too. As parents and loved ones proudly share - this hour when a crown she'll start to wear.

And thus, with hearts that are light - our Bethel begins this ceremony tonight.

With praying hands as we pause and kneel - to give thanks to Him for this world of ours. The day, the nights, the birds and the flowers - our heritage, the Masonic fraternity, without which we could not have this opportunity.

As this term ebbs in flight - forget not the theme used here tonight. Those praying hands, those praying hands.

Rose Festival

NARRATOR: Scattered over the earth for all to see - and revel in their beauty rare, are roses of very shade and hue - whose haunting perfume fills the air.

To those who are weary and bowed with sorrow - the bud of the rose brings hope of tomorrow. Today it is clothed in a coat of soft green - tomorrow its beauty and grandeur is seen.

Remember then, when you're filled with woes - God sends a message of hope in the bud of a rose. The scent of the blossoms scattered far and wide - is the breath of God asking that we in Him abide. Courage we learn from the rose bright red - courage to follow the way He has led. Strive to be steadfast as Job proved to be - you will be richly rewarded for fidelity.

Purity is symbolized in the rose of pure white - our robes reflect its glory and its light.

This is a virtue we are all proud of possessing - with it we are assured of God's richest blessing. As these Daughters begin a new term tonight - they promise to be patient, faithful and dispense light. They approach the East with the gift of a flower - true members of God's own fragrant bower.

HONORED QUEEN –

Most honored of these is the Queen so fair - pledging unselfish service and loving care. As the rose she carries sprang from the sod - the wisdom of her reign will be the teachings of God.

SENIOR PRINCESS –

The Senior Princess now places her flower - her emblem, the Urn of Incense, symbolizes prayer. Her message taught to the new members here - is that faith and kindness will banish fear.

JUNIOR PRINCESS –

The Junior Princess, whose emblem is the Dove - teaches us to be steadfast and seek strength from above. Remain faithful to God in our every thought - count well the blessing each day has brought.

GUIDE –

The new members enter as the buds folded tight - they will be cherished, loved and taught to do right. Our Guide will direct their footsteps with care - that they may find peace and happiness there.

MARSHAL –

Helping the Guide to show new members the way - our Marshal lives uprightly day by day. She will also guard our National Banner - and display it in a reverent manner.

FIRST MESSENGER –

The First Messenger tells of Job's pleasures - his fertile land, and flocks of great measure. His daughters were known far and wide as most fair - his sons gathered each evening to pray with him there.

SECOND MESSENGER –

The Messenger of truth now appears - she relates the story for the new members to hear. This Messenger tells of unfaltering trust - when trials seem hardest, believe God is just.

THIRD MESSENGER –

"Shall only good be received from God's hand?" - was Job's pious reply to the ruin of his land.

Through suffering and misfortune, he remained faithful - believing his loss of fortune and children was God's will.

FOURTH MESSENGER –

The triumph of Job when it seemed all was lost - the reward for his faith being worth all it cost. Is the lesson unfolded by this message sincere - this faith brought Job happiness, joy, peace and cheer.

FIFTH MESSENGER –

The end of the story from ages ago - reminds us of spring roses starting to grow. The beautiful blossoms that will follow the rest - is the reward that is better because of the test.

LIBRARIAN –

A tightly closed book is like the bud of a rose - until it is open what is inside no one knows. Our Librarian will open and read it with care - and report to us what is written there.

MUSICIAN –

Harmony is a gift the Musician brings - softly playing while the Choir sings. May her music echo through their life - to cheer them on and lessen strife.

CHAPLAIN –

As at the Altar our Chaplain kneels to pray - may your thoughts be guided Heavenward each day. Reverently she asks on bended knees - that new members all will steadfast be.

RECORDER –

The Recorder approaches with the blossom of beauty - asking the ability to faithfully do her duty. Plainly written for all to see - acts of joy, love and kindness

she'll record honestly.

TREASURER –

As petal on petal each rose is made - so penny by penny our expenses are paid. The Treasurer carefully dispenses our money on order - keeping her books in balance with the Recorder.

JUNIOR AND SENIOR CUSTODIANS –

The Custodians have task of love - caring for the Urn of Incense and Dove. Their purity, truth and reverence of prayer - are things each and every Daughter should share.

INNER AND OUTER GUARDS –

Guard every heart as you do the door - remind the Daughters o'er and o'er. Allow peace and love to enter in - be watchful to keep out sin.

The last fragrant blossom has been carefully placed - forming a cherished Cross for all to see. As the roses look upward for freshening dew - they will look upward for guidance too.

These Daughters of Job, "Fairest in all the Land" - are our promises of a future He has planned. Faith, kindness and love that in them repose - will spread through the land like the scent of a rose.

The Story of Christmas

NARRATOR: The story of Christmas is very old - and it's told anew each year. It kindles again the flame of hope - that each one holds so dear. The hope that the spirit of Christmas - will dwell in every heart. And that our own acts of kindness - may help to do their part.

Tell us once more the story - of the birth of Christ, our King. As new Officers of the Bethel - their love and gifts do bring.

"And she brought forth her first born Son - wrapped in swaddling clothes and laid Him in a manger;" - "And there were in the same country shepherds abiding in the field - keeping watch over their flocks by night," And in the sky there was a great Star - shining for all to see.

Proclaiming the birth of the Christ child - who was born our Savior to be.

HONORED QUEEN –

Slowly approaches the Honored Queen bearing forth her light - like that star up in the heavens, she reigns on high tonight.

At the top of the star her light she places - symbolic of the high office she graces.

JUNIOR AND SENIOR PRINCESS –

And now the two Princesses approach - like the beams of that bright Star. They

add their grace and beauty - to call new members from afar.

They place their light on either side of the light of the Honored Queen, to show to all, their positions, their love, and their esteem.

GUIDE AND MARSHAL –

As the Guide and Marshal now bring forth their light, they recall, How the star did journey through the night - and rest o'er manger stall The last two points of the star now receive their lights.

Our star is gaining brilliance - as it did that wondrous night, And now the story continues... An Angel of the Lord appears saying, "Fear not, for I bring you good tidings of great joy, for unto you is born this day, in the city of David a Savior, which is Christ the Lord,"

CHAPLAIN –

The Chaplain now comes forward - like the Angel who appeared, asking for God's blessing - to rest on all those here.

"And suddenly there was with the Angel a multitude of heavenly hosts, praising God and saying, "Glory to God in the highest, and on earth, peace, good will to men."

MUSICIAN –

The Musician places there her light - her duty one of pleasure. She praises God with music - and to the Bethel adds her treasure.

"And it came to pass, even as the Angels were gone away from them to heaven, the shepherds said one to another, 'Let us go even now to Bethlehem to see this thing which has come to pass - which the Lord has made known to us.'"

MESSENGERS –

Five Messengers approach the East - like the Shepherds they do journey. To learn of God's own goodness, - His love, and of His mercy. Each one has a story - for the new members to unfold.

To tell all, God's story - as they themselves were told.

"And when the Three Wise Men came into the house, they saw the young child with Mary, His Mother, and fell down and worshipped Him, and presented unto Him their treasures - gold and frankincense and myrrh."

LIBRARIAN, RECORDER AND TREASURER –

Just as the Wise Men brought their gifts - these too bring treasures rare. The Bethel records they do keep - for all to read and share.

The Librarian gives us literature - the Recorder, the minutes keeps. The Treasurer balances our books - our debt to them is deep.

JUNIOR AND SENIOR CUSTODIANS –

The Junior and Senior Custodians come as heralds for the King. Love of endless service - is the gift they bring.

INNER AND OUTER GUARDS –

And now the Inner and Outer Guards - each night their watch do keep. To protect the Bethel from harm - as God's Angels protect His sheep.

“And when they had seen Him, they made known abroad the saying which was told them concerning this Child, and all those that heard it, wondered at these things which were told them by the shepherds.”

See now our star shines brightly - may its light help point the way, to a world of peace and goodness - this is our earnest prayer today.

The Twenty-Third Psalm

NARRATOR: “The Lord is my Shepherd; I shall not want. He maketh me to lie down in green pastures; He leadeth me beside still waters. He restoreth my soul; He leadeth me in the paths of righteousness for His name's sake. Yea, though I walk through the shadow of death, I will fear no evil for Thou art with me; Thy rod and thy staff they comfort me. Thou preparest a table before me in the presence of mine enemies; Thou annointest my head with oil; my cup runneth over. Surely goodness and mercy shall follow me all the days of my life; and I will dwell in the house of the Lord forever.”

Come then, enter now, Job's Daughters - walking as you would walk by still waters, Touched with the light that comes from above - bearing the symbols of the dear Lord's love. By His rod and His staff steadfast and true - in straight paths, eternally He will guide you.

You are young as the morning of one of God's days - yet the gift is being given you to always keep. A gift of remembrance, shining and bright - of friendship and faith, shared here tonight.

Time rushes on and very soon - you'll be living the hours of God's afternoon.

You'll walk many paths from some friends you will part - but the memory of this hour will remain in your heart.

You will overcome evil for the Lord will be there - In the presence of enemies, your table to prepare

Gently life leads you toward God's twilight - remember then well what you learned here tonight.

Your cup runs over, no fears shall you haunt - The Lord is thy Shepherd, you shall not want. When your day is ended and ended the strife - You'll know goodness and mercy have followed your life.

When finally, old, and from life you must sever - you'll find morning again in the Lord's house forever.

OUTER GUARD –

To close our gate against evil and sin - is the important task you will begin.

INNER GUARD –

With love and grace - guard ever faithfully this sacred place.

JUNIOR CUSTODIAN –

Seek peace, purity and love - ever mindful, it is you, who guards the Dove.

SENIOR CUSTODIAN –

Keep the incense burning bright - gilding the day, silvering the night.

MUSICIAN –

As hours go winging, drawn by the days - their flight is brightened when music plays.

LIBRARIAN –

Knowledge is the jewel in your care - God's divine teachings, help us to share.

RECORDER –

Dip your pen in friendship - and in time can't resist. And write the names of Job's Daughters - in an everlasting list.

CHAPLAIN –

Help us wrench free from evil's control - remind us 'tis God who restoreth the soul.

TREASURER –

Not only earthly wealth but noble treasures too - are given for safe keeping, trustfully to you.

MESSENGERS –

First Messenger tells the new members how Job - restless and torn, with every breath, wearily, yearningly, longed for death.

Second Messenger tells the new members how one said to Job: "If pure and upright thou wouldst be - surely God would take heed of thee."

Third Messenger tells the new members how one said unto Job: "Behold, the fear of the Lord is wise - and understanding is evil to despise."

Fourth Messenger tells the new members how the Lord spoke unto Job and ended his strife - restoring faith, riches and peace into his life.

Fifth Messenger tells the new members how throughout the land, none were so fair as Job's Daughters - so all did declare.

MARSHAL –

Marshal, you have a wonderful part - to guard our Flag with all your heart, guard it with truth and love sublime - which will keep it unsullied to the end of time.

GUIDE –

Guide lead the new members to the beautiful, to the good - guide them there in loving sisterhood nor slacken for a moment your heart's endeavor - to embrace the beautiful and the good forever.

JUNIOR PRINCESS –

Junior Princess remember that faith - love, purity and peace are not words alone they are in the lights which have eternally shone.

In church, in school and home, we must keep them aglow - to light up the paths on which others must go.

SENIOR PRINCESS –

Senior Princess remember that life is splendid, if well fulfilled - if never the word of God is stilled. If each hour is lived as He has willed - if with His teachings, the heart is thrilled, then life is splendid and well fulfilled.

HONORED QUEEN –

Life, gathers a bouquet of special hours - laughter is the sunshine, tears are the showers which make them grow...help them to be a part of remembrance until eternity.

This hour for you is such a one - earned by your efforts and work well done. Parents and loved ones proudly share - this hour when a crown you'll start to wear. New tasks have begun, ideals understood - ennobling young womanhood. If when years hence all this will seem - like some shadowy half remembered dream, your heart will recall your own chosen theme - those Holy words, serene and calm, comforting all - the Twenty-Third Psalm.

Youth, the Heart of the World

NARRATOR: Long after parents and children have parted - youth shall carry on what you have started. To sit where parents have sat - and do what parents have done, will be the responsibility of you - every daughter, every son. They shall one day rule your nation - doing what they think is best.

They will take over your corporations - and they, too must pass the test. Youth must grow up to be fair and strong - if they are to rule your land. They need adults to help them along - so lend a helping hand.

Teach them the great virtue, faith - to trust in the Lord on high. For like

everyone else, youth must try its wings - before it learns to fly. For early in youth their tasks begin - when they first learn to walk. They must close their minds against evil and sin - as on through life they walk.

For cities and churches will soon be theirs - to run however they please, and what good are policies if no one cares - so it's good that youth can carry our creeds. Give them hope that never fails - and teach them to reach for the best, with truth forever spoken - our youth will stand the test.

Kindness to fellow men - and faith though it may be furred, will be forever carried on by - "Youth, the Heart of the World".

CHOIR –

Entering first is our Bethel Choir, their voices ring loud and clear. With youthfulness and love resounding - they assure us that God is always near.

INNER AND OUTER GUARDS –

To guard their hearts, alert to win - lest outward sins press ever in, to mar the peace or cause disgrace - within the walls of this Holy Place.

JUNIOR AND SENIOR CUSTODIANS –

Custodians know just what is best in humble love each task is blessed, with prayer and incense burning bright they cherish truth, like the Dove so white.

FIRST MESSENGER –

Our First Messenger tells that the story, of Job to all of our lives should apply. That if we have humility and faith like Job - our standards should always be high.

SECOND MESSENGER –

The Second Messenger relates the trials of Job - how he steadfast and faithfully stood. And warns us that even when troubles do come - we should take the bad with the good.

THIRD MESSENGER –

The Third Messenger tells of the miseries of Job - and the friends who come to his aid. She tells us that pride must be dragged - in the dust, and prayers for assistance be made.

FOURTH MESSENGER –

The Fourth Messenger tells the humility of Job - and God said he passed every test. She teaches that if we have faith - we too will be happy and blessed.

FIFTH MESSENGER –

The Fifth Messenger says that the story of Job - holds a lesson we can all understand. That we should be like the daughters of Job - who were the "Fairest

in all of the Land”.

MUSICIAN –

Without her music to share - the days would seem too long. We need her happy melodies - in harmony and song.

LIBRARIAN –

Our thirst for knowledge in the arts - is truly virtue rare. Our Librarian answers all our needs - her wisdom beyond compare.

CHAPLAIN –

Who shall teach us how to pray - and put our trust in Him? Our Chaplain kneels and bows her head - as Altar lights we dim.

RECORDER –

On spotless pages - our Recorder writes our every act and deed. Her records tell of faith and love - for happiness is our creed.

TREASURER –

In terms of gold we count our wealth - but gold cannot compare, with youth and beauty of one we trust - our Bethel Treasurer fair.

MARSHAL –

As new members seek to know the truth - and meaning of our creed. Our Marshal fair is there to aid - she's there to take the lead.

GUIDE –

Our Guide will surely point the way - to new members seeking the light of day. With wisdom rare and noble deed - to peace and happiness she'll lead.

JUNIOR AND SENIOR PRINCESS –

As in the Book of Job we read - there were three daughters fair. Come now, two Princesses in view - their beauty to compare.

We know when God created man - he planned a beautiful face. Here we see His work of art - in loveliness and grace.

HONORED QUEEN –

And now the fairest of the three - on yonder threshold stands.

She's learned the lessons of His love, - heed well all His commands. For she is truly fair of face - and walks with regal air, we know that God created her - the fairest of the fair.

(After all are standing by chairs, the narrator continues)

Before you now these Daughters stand - in youthfulness and grace, they

are the fairest in the land - and none can take their place.

To you, my Daughters, have such faith - that when your work is through, you'll know that you have learned to live - as He would want you to.

Always turn to Him for help - don't ever turn away. For He alone can give you strength - as you go on your way.

Precious Moments

NARRATOR: Hearts, minds and lives interlock as precious moments we share - reminding us always that we'll have sisters who care.

We weave memories and dreams into a protective cloth - resistant to hurt and, yes, even the moth. When winds blow bitterly cold as often they may - Our Job's Daughters' moments bring warmth to a dreary cold day. As sisters, we work, play and cry - growing together as we learn, stretch and try. New challenges we face - as we plan and prepare, And years from now wherever I go - you'll always be there.

CHOIR -

Their songs of blessing abounding, Songs from their hearts - precious moments compounding. They enter our room - carrying symbols of love, Singing songs filled with messages - from our God above.

INNER AND OUTER GUARDS -

They keep our Bethel moments pure - they watch and remind each Daughter demure.

JUNIOR AND SENIOR CUSTODIANS -

They care for both the Dove and the Urn - the white and purple colors will forever in our memories burn.

RECORDER -

She writes all our memories down - remembering all the good things we do all over our town.

TREASURER -

Her books are always kept in good order - for projects and money and for bricks and mortar.

CHAPLAIN -

She prays for blessing each day - lifting our hearts and our minds to follow God's way.

MUSICIAN -

She lifts us up with the music she plays - as we listen, our hearts come together in praise.

LIBRARIAN –

She quickens our minds with wisdom so rare - opens a book, spends a moment – precious beyond compare.

FIRST MESSENGER –

She brings news of Job’s Daughters so fair - of his land and his flocks tended by his children with care.

SECOND MESSENGER –

She knows that truth cannot always be light, Yet she shares precious moments of Job’s trust through each plight.

THIRD MESSENGER –

She reminds us that Job suffered and lost - his friends tried to aid him but could not stand the cost. Pride dried up all the leaves on a cold autumn day - still in humility Job knelt down to pray.

FOURTH MESSENGER –

With words of conviction she strongly proclaims that the faithful are rewarded - as was Job, that’s God’s aim.

FIFTH MESSENGER –

She shows us what Job and we can do - if to God’s plan we are true, dark days will turn bright - if we are patient, we will see the light.

MARSHAL –

She brings us memories of our land - with red, white and blue. Placing hands over our hearts - we pledge to be true.

GUIDE –

As we stand side by side - our Guide lights the way. Precious moments are finer - as she turns night into day.

JUNIOR PRINCESS –

With the emblem of the pure white Dove - she watches over us guiding and teaching us to love.

SENIOR PRINCESS –

With wisdom and truth - she loves and protects us While we are yet in our youth.

HONORED QUEEN –

She more than all the others we look to every day for love unconditional that will not go away.

She leads us, yet she serves us and shows us that she cares. Each plan she unfolds becomes a precious moment to share.

Our hearts interlock with one another and you. We grow as Job's Daughters in all that we do.

Each precious moment builds friendships that always will last. Our hearts are locked together in both the future and the past.

You've Got a Friend

NARRATOR: God created man, and with him came the need of having someone close at hand - something we all need. So, God gave us a friend to help us through each day.

Someone very beautiful in a very special way. This friend is always there - whenever you're feeling down. It's nice to know she really cares - and will always be around.

She dares to dream your dreams with you - and shares your schemes in life. She picks you up when you're feeling blue - when things just don't seem right. The key to all this friendship, faith, trust and love, is the love that God has sent us from heaven up above.

OUTER GUARD –

You watch the doors - in you we put our faith. You allow only members and friends to enter our Bethel gate.

INNER GUARD –

You smile as you greet our friends - as at the entrance you stand. And as you welcome them in - you extend a friendly hand.

SENIOR CUSTODIAN –

Our Urn of Incense, symbolic of prayer, hope, faith and light - is under your special care and we know that you will always be placed right.

JUNIOR CUSTODIAN –

Caring for our properties and our peaceful Dove. Your aim is but to please with friendship and love.

RECORDER –

Truthful pages you write upon our every word and deed. A true friend we count upon for everything we need.

TREASURER –

In you we trust to count our gold - our worth and wealth, too. Nothing will ever compare - with your faithful friendship, too.

LIBRARIAN –

Daughter of wisdom, always willing to share. Your taste in arts, sciences and good literature – teach us to care.

MUSICIAN –

You bring harmony when you play upon the keys. Your Bethel sisters count on you and you try hard to please.

CHAPLAIN –

Your duty is to lead in prayer and see we follow, too. Communicate to new members the Obligation they'll keep their whole life through.

FIRST MESSENGER –

You tell how Job enjoyed his life and family love, how he taught his children to be constant in their faith in God above.

SECOND MESSENGER –

A messenger of trust and faith when things weren't going well, he learned that we must accept misfortunes from God's hands as well.

THIRD MESSENGER –

Stricken with pain and suffering - he gazed on the lowering sun. His friends said he was being punished, but he remained the faithful one.

FOURTH MESSENGER –

When evil was cast on this man - his faith would never fail. You relate his steadfastness to God in this humble tale.

FIFTH MESSENGER –

The ending of this story is told by you, Daughter fair. His life of truth, faithfulness and glory shall be known everywhere.

MARSHAL –

You help the Guide to conduct new members through the story of Job And display our national emblem in your beautiful white robe.

GUIDE –

You lead the new members as God leads us through life. Teaching us to depend on Him even in our strife.

JUNIOR PRINCESS –

The youngest of the Daughters of Job - friendly but meek, the lesson she teaches all - to be careful before we speak.

SENIOR PRINCESS –

Cheerful and kind you teach us all that through prayer, we can receive true peace of mind - with faith in God who cares.

HONORED QUEEN –

And now the eldest of the three - she shall take the lead, to guide these Daughters and do her best - as Honored Queen. She will teach them to live as God would deem.

Here are these Daughters - before you they now face, eager to be taught the lessons of friendship and grace. Each one shall learn to know how important it is -

to be a friend to everyone - and to love and honor Him. For God is the key to love - and it truly is a gift - to be able to share this love with Him - and to know you've got a friend.

Love and Patience

NARRATOR: We read in the Book of Old - that love is the best gift of all to behold. For through its strength and understanding - we will survive this worlds' demanding. Patience is a virtue that we should exercise - use tolerance and love to keep our faith alive. Be kind and merciful to others - for we all are really sisters and brothers.

Through love and patience we shall learn - the light of God does brightly burn. For if we strive for these each day - then from our path we'll never stray.

CHOIR –

Our Choir lifts their voices in a song - to God's own choir they belong. They sing of His love for all to hear - and assure us He will always be near.

INNER AND OUTER GUARDS –

They guard the entrance to our doors - for our security they do implore. They strive to keep sin and suffering out - so there will be no doubt.

JUNIOR AND SENIOR CUSTODIANS –

The keepers of our Dove and Urn - symbolic of the lessons we learn. The Dove of peace, symbol of God's love - the Urn, a symbol of God's patience from above.

LIBRARIAN –

The books of time our Librarian will read - to fill our minds with the knowledge we need For we will never grow too old to learn - and a love of knowledge we should never spurn.

MUSICIAN –

Our Musician plays with no discord - her music pays tribute to the Lord. She knows music is the key - to love and patience and world-wide harmony.

RECORDER –

Faithfully, she records each act and writes of every deed. She tells of hard work, effort, and records our need.

TREASURER –

The keeper of our hard-earned funds - she adds, subtracts and does all the sums. She teaches industry and honesty and encourages us to be thrifty.

CHAPLAIN –

When she attends at the Altar we love - she asks for wisdom and guidance from above. she seeks strength from God's divine light - so we may walk the path of good and right.

MESSENGERS –

The First one tells of the beginning of Job's life - The Second one tells of misery and strife. The Third relates his temptations and trials - The Fourth how Job's faith has prevailed. The Fifth tells of Job's final reward - Because he believed and trusted the Lord.

MARSHAL –

Our country's emblem she carries aloft - a symbol for which our freedom was fought. Our love and respect for our nation - should also extend to all creation.

GUIDE –

Enters our Guide on whom we depend - to teach us the value of the love of a friend. Someone to lean on and share with, too - a friend who will always be loyal and true.

JUNIOR PRINCESS –

Representing the youngest daughter of Job - she teaches that patience is precious as gold. Be humble, pious and giving - and help mankind in this world where we're living.

Let's start in our own community - then try to achieve world-wide unity.

SENIOR PRINCESS –

Our Senior Princess implores us to do our best - never be satisfied with anything less. Then our goals we will be able to reach - with patience and God's help we do beseech.

HONORED QUEEN –

Our Honored Queen now appears with regal grace - and shows love and patience with every pace. She will ask God for His aid to see her through - in all the things that she must do.

For if we trust in Him - though our pathway's light be dim, ff we're patient and loving, too - God will be there to see us through

A Walk in the Garden of Love

NARRATOR: Come walk with me in the Garden amid the flowers of love, These special blossoms of friendship tended by the Gardener above. It's peaceful here in the Garden, friendship and love in the air.

Let's walk down the path together where all the flowers bloom fair.

Perhaps Job, too, had a garden, a quiet place where he tended the flowers each day. Their gentle beauty gladdened his heart and lightened his burden along the way.

Let's pause for a moment beside the Garden gate – close your eyes, look with your heart. See all your friends as flowers and cherish their beauty - for all too soon your paths part.

CHOIR – (Violets)

Violets lifting their faces to greet the dawn - the freshness of the Garden in the early morn. Here in the Garden of love their soft petals - of purple bring a blessing of a new day born.

INNER AND OUTER GUARDS – (Tiger Lilies)

The time is early and the day is warm.

The dew glistens on the path before us - like raindrops in a spring storm. Here, by the Garden gate - the tiger lilies were planted with loving care. To stand guard at the entrance - and watch over the flowers so fair.

JUNIOR AND SENIOR CUSTODIAN – (Lilacs)

The wonder of the Garden is seen when we pass - no leaf uncared for, nor neglected a single blade of grass.

Lilacs in gentle shades of purple and white - help mind the Garden with loving care. Each task undertaken is one made light - for duties of friendship and love they share.

TREASURER AND RECORDER – (Iris and Tulip)

Strolling slowly down the Garden path we pause where striving for honesty and working for truth - the lovely tulip and the iris grow.

Their faithfulness to duty and a willingness to share with giving hearts and willing hands - their love for the garden they show.

MUSICIAN – (Bluebell)

Songs of friendship and songs of love - songs of reverence for the Lord above. The bluebell speaks of harmony carried on the gentle breeze. For all the songs played in this Garden - with loving hands she tends the keys

LIBRARIAN – (Daisy)

The gentle daisy, white as snow - first of the flowers to greet spring's light. Quiet of nature, gentle in soul, nature's first flower is dressed in white, imparting words of wisdom for all of us to share - shedding light to the rest of the flowers so fair.

CHAPLAIN – (Lily of the Valley)

Here in the midst of the Garden where peace and quiet reign - the Lily of the Valley is found singing God's praises in reverent refrain.

Clothed in the whiteness of virtue, her head softly bowed in prayer, for guidance and wisdom and all whom she holds dear - she offers a solemn prayer. This lovely symbol of our Order blooming in God's pure, soft light. Stand for dignity and unity - personifying truth and right.

MESSENGERS – (Carnations)

Here near the center of the Garden - carnations grow in sweet harmony.

Colors of violet and wine, white, mauve and pink - blend their soft shades in testimony. Respect, knowledge, responsibility, righteousness and love - each beautiful flower has a message to give.

They teach us with gentle words - a thoughtful way to live.

MARSHAL – (Chrysanthemum)

The fair chrysanthemum grows by the garden wall - caring for the colors of our land. True and loyal with friendship toward all - helping to tend the Garden with a loving hand.

GUIDE – (Gladioli)

In the afternoon sun, the glad stands tall - shining with heartfelt love toward all. Reserved in her beauty, gentle in speech - concerned for all who are within her reach. Guiding the new members along the way – and showing kindness from day to day.

JUNIOR PRINCESS – (Magnolia)

The day's light is slipping by as we come to the end of our way.

Here in the East three flowers grow warmed by the sun of a fading day. The magnolia sweet and lovingly nurtured with tender care.

Teaching with kindness her lessons to all who come seeking to share.

SENIOR PRINCESS – (Gardenia)

Unique in beauty, its color like old lace - the gardenia stands proudly with grace. Her message of truth comes more precious than gold - wisdom and kindness and love untold. Be kind to all those who pass your way - the gift of love grows more precious each day.

HONORED QUEEN – (Rose)

Our day in the Garden is ending - our time spent here is almost done. One flower remains lifting her face to the sun, the lovely red rose with all her charms - belongs to the flowers here to keep. She'll always be part of the Garden - for the roots are planted so deep.

Time will pass, and in tomorrow's sunny Garden - the sun will go down. Another leader will take her place - another will wear her crown.

Be faithful to our Order - touch one and all with love. Accept the gentle guidance - from our Gardener above.

The Daisies

NARRATOR: High on a hill, on a warm summer breeze - the wild field daisies touched my knees. As they nodded their pretty heads to and fro - they whispered the secret sweet daisies know. One bumblebee growled - he sat at my feet on a red clover bloom, so fragrantly sweet. And he tried to decide which nectar was best - to carry home to his bumblebee nest.

I gathered a bunch of sweet daisies that day - holding them close, I heard one daisy say, "Mother Nature gives to her children the best - but the creature called man, she doubly blessed."

CHOIR –

So like the daisies, our choir now enters the room - the sweet songs they sing dispelling all gloom. They sing of the story in the Book of Job - and each one is dressed in a snow white robe.

They sing of God's blessing, they sing of God's love - with tender young voices as soft as the dove. So young and so fresh like the small daisy flowers - they bring joy to the Bethel at its meeting hours.

INNER AND OUTER GUARDS –

They watch at the door and remind our fair Daughters - o'er and o'er that only peace and love may enter within - they should ever be watchful to keep away sin.

CUSTODIANS –

They share in a task of great love - for they care for the Urn, they care for the Dove. The Dove, like the daisy is colored pure white - the Urn, like its heart, is of gold burning bright.

TREASURER –

She keeps Bethel funds in good order - and her books balance with those of the Recorder. As petal on petal each daisy is made - so penny by penny our expenses are paid.

RECORDER –

Approaches with a blossom of beauty - she will strive very hard to accomplish her duty. She plainly will write for all to see - acts of love and kindness she'll record honestly.

CHAPLAIN –

She will kneel at the Altar and pray - that each Daughter will live in a true Godly way. She will lead her sisters in true words of prayer, she will guide hopes and dreams cast on the air.

MUSICIAN –

She brightens all when her music she plays - just as the daisies blooming will brighten your days. The rhythms of music, nimble fingers will make - the harmony in our very souls she will awake.

LIBRARIAN –

She gathers her knowledge with care - and tells what she's read to Job's Daughters fair, like a bud that's unopened, as everyone knows - a book gives no pleasure if it remains closed.

FIRST MESSENGER –

She tells of Job's Daughters fair - of his flocks, treasures and the joys he had there. His daughters were known for their beauty and grace - in his fields God put daisies, to brighten his place.

SECOND MESSENGER –

She tells of unfaltering trust - through his trials he believed God was just. Job suffered, his life was filled with great strife - but he believed that God would brighten his life.

THIRD MESSENGER –

She tells of his misery and pain - his friends come to aid him, returned once again. She tells us that pride must be dragged in the dust - that prayers for assistance must be made by us.

FOURTH MESSENGER –

She tells of Job's humility true - how he passed every test that he was given to do. She tells that we should be humble like he - who stayed true to his God through great misery.

FIFTH MESSENGER –

She tells a story we all understand - that the Daughters of Job were fairest in the land. That the treasures of Job were to him restored - simply because of his trust in the Lord.

MARSHAL –

Our Bethel is always prepared with great care - by our Marshal, a Daughter whose beauty is rare. She guards and escorts our National Banner - placing it in the East in a reverent manner.

GUIDE –

New members enter as buds folded tight - they'll be cherished and loved and taught to do right. Our Guide will direct their footsteps with care - so they may find peace and happiness there.

JUNIOR PRINCESS –

Love and beauty are not words alone - but the flowers that grow from the seeds we have sown. In all things you do, you must help them to grow - so they'll brighten the paths on which others must go.

SENIOR PRINCESS –

Life can be splendid if it's fulfilled - if never a word of God is stilled. In your heart keep His teaching, and you'll be thrilled - for the daisies will bloom as He has willed.

HONORED QUEEN –

Now enters the Daughter you have chosen as Queen - fair of face, tall and stately, with manner serene. This hour, Honored Queen, is a very special one - it was earned by your efforts and work well done. You were chosen by your sisters who now want to share - this hour and the crown you proudly will wear.

As the daisy you carried sprang from the sod - the wisdom of your reign will be guided by God. A Queen who loves in a very special way values - not just the love that is sent her way. She values the givers whose friendships are true - for with love, they're giving themselves to you.

So now, Daughters of Job, the fairest of the fair. - in the years that will come, memories you'll share. If, when in the years hence this will just seem - like a shadowy half-remembered dream, just look in a field and you'll see small and

dear - Daisies and you'll remember the friendships made here.

The Friend in You

NARRATOR: My days are bright with happiness. - My skies are always blue. And life is always wonderful - for I have found a friend in you.

The kind of friend who's faithful in everything, it seems - who shares my fondest hopes with me and understands my dreams. Who constantly inspires me to put my fears away - and trust in Him to live a more courageous day, who seems to read my every thought and knows just how I feel - and who is there to help me, though I utter no appeal. The world is bright and colorful, and life itself is new - and I am very grateful for the friend I found in you.

BETHEL CHOIR -

Daughters of the Bethel Choir - you must lead the way. With strength, hope and lifted voice - you bring the song today. Each note you sing must have its place - God hears your song above. And blesses you with radiant grace - and showers you with love.

OUTER GUARD -

Yours is a jewel of purity - guard us against outward sin. Guard our gates so closely - that only love may enter in.

INNER GUARD -

Watch over the entrance to our Bethel - and guard this sacred place. Passing on to our Daughters fair - the peace and love that here we share.

JUNIOR CUSTODIAN -

It is your duty to care for and tell about the Dove - you must pass on its message of purity and love.

SENIOR CUSTODIAN -

You hold the gift of incense which tells the meaning of prayer. Pass on the stories of its riches so all of us may share.

FIRST MESSENGER -

As Messengers of truth come they - to guide the new members on their way. She tells of joy and peace and cheer - of happiness and trust sincere.

SECOND MESSENGER -

When sorrow comes to weigh us down - and life seems just a thorny crown, She tells of steadfast faith and love - of God, and blessings that come from above.

THIRD MESSENGER –

“Who makes the sun to shine by day - the moon to walk in the silvery way? Who caused the stars and earth to be - and calmed the waters of the sea?”

FOURTH MESSENGER –

“Tis He who knows every thought - of things to be and things that are wrought. For He will lead you by the hand - Oh yes, the “The Fairest in all the Land.”

FIFTH MESSENGER –

A message you bring in words so true - on all these spotless pages through, Inscribed in signs and pages there - a lesson learned of virtue rare.

LIBRARIAN –

What better literature can you seek - than that of God’s book of life. It helps to guide you day by day - and gives you faith for daily strife.

MUSICIAN –

Your talent sent from heaven above - touches us all with peace and with love. Care for it, nurture it, watch it grow - and all will hear the soft strain, feel the warm glow.

RECORDER –

Your scroll is covered with light from above - your honesty comes from God’s love. Your hand is steady, your writing true - our acts of love will come shining through.

TREASURER –

This Daughter guards our precious coins - and a lesson she does hold. She teaches us it is far better - to be rich in love than in gold.

CHAPLAIN –

Our Chaplain folds her hands in prayer - in reverence speaks with God. She thanks Him for His love and care - and asks that He be with us everywhere.

MARSHAL –

Guard the flag of our country - and to it always be true. Teach love, honor and respect - in everything we do.

GUIDE –

Our footsteps like a chain of gold - shaped in God’s perfect mold. Each link a touch, a word or tear - guides us through our moments here.

JUNIOR PRINCESS –

The jewels of your crown are the whitest white - the emblem of your reign the Dove. You pass on to us the story of how Job was right - and teach us to seek God's help from above.

SENIOR PRINCESS –

Purple adorns the crown you wear - the Urn your emblem, tells of prayer. The story of Job you pass on to all - teaching that God won't let us fall.

HONORED QUEEN –

The Honored Queen now lights her way - like a star shining from above. She must be patient, kind and faithful - in seeking charity and love.

When charity is freely given - it's like the shining sun. It's a special sign from heaven - that enlightens everyone.

A true friend is a friend who shares - whatever comes our way, who helps by thoughtful words and deeds - to brighten up our day.

Who knows the little heartaches that lie heavy on the mind - and tries to ease the hurt of each by being extra kind.

A true friend helps to bring the sun - and takes away the rain, and cheerfully convinces us - that our dreams are not in vain. And if we traveled far and wide - to where the rainbow ends, we'd find no greater riches - than the love of real true friends. The world is bright and colorful - and life itself is new, and I am very grateful - for the friend I found in you.

Our Inheritance

SUGGESTIONS: Black painted board with black velcro glued to form the Square and Compass. Styrofoam blocks, painted gold to form the Square and Compass and cut into number of pieces needed for the Officers to carry.

Velcro is fastened to each carrying piece. The Honored Queen carries in the gold painted "G". The Junior Princess carries the completion piece for the Square, the Senior Princess the completion piece for the Compass or a flower of a different color from the other Daughters. The Honored Queen places the blue or gold "G" in the middle of the Square and Compass. Choir may carry in gold blocks to put around edge of board or flowers.

The board should be a 4 'x 8' piece of plywood, if possible. Holes may be placed in the square and compass formation for the Daughters to insert their flowers. Suggested song: "The Builder"

NARRATOR: An old man, going a lone highway - came at the evening, cold and gray, to a chasm, vast and deep and wide - through which was flowing a sullen tide. The old man crossed in the twilight dim - the sullen stream had no fears for him. He turned, when he reached the other side - and built a bridge to span the tide. "Old man", said a fellow new member –

“You are wasting strength in building here. Your journey will end with the ending day - you never again will pass this way. You have crossed the chasm, deep and wide - Why build the bridge at eventide?” The builder lifted his old gray head - “Good friend, in the path I have come,” he said, “There follows after me today - some youth whose feet must pass this way. This chasm that has been naught for me - to those fair-haired youth may a pitfall be. They too, must cross in the twilight dim - good friend, I am building this bridge for him.” Will Allen Dromgoole

Job’s Daughters International is proud to be associated with the Masonic fraternity. Without this Order, there would be no Job’s Daughters. In the Book of Job, Chapter 42, Verse 15, it says, “In all the land were no women found so fair as the daughters of Job; and their father gave them inheritance among their brethren.” So, a Master Mason gives a Job’s Daughter his inheritance for the Master Masons are the builders. Their fraternity is the cornerstone of Job’s Daughters. Without the Master Masons all other related Orders would not be.

The Master Masons are builders of human character and moral conduct. They teach their beliefs through brotherly love, relief and truth. Job’s Daughters molds young women into moral and upright adults with just thinking, right conduct and dominance over self.

As the trowel smooths the cement of Masonic brotherhood with brotherly love and affection, so the triangle joins the Daughters of Job in truth, harmony and sisterly love.

The privilege of being related to the Masonic fraternity is not given to everyone, but those who have this privilege find it to be one that opens doors to many wonderful areas of life.

There are also responsibilities; responsibility to our Creator, to the Master Masons who give us our heritage, to our parents and guardians, to our sacred obligation, and to be the very best which is in each of us.

The Square and Compass identifies the Master Mason to all whom he meets, just as the Triangle identifies the Job’s Daughter.

Tonight (today) we honor the Master Masons who give us our heritage and pay our loving tribute to them.

CHOIR –

Everything of value is built on a good foundation. So, the Daughters of the Choir build a musical foundation for our ceremonies, for music is essential for the harmony it brings to our Order.

CUSTODIANS –

They watch over the Dove and the Urn of Incense and know that, “In thought we have truth.” And that even the humblest task does not go unnoticed.

JUNIOR CUSTODIAN –

Guard the Dove. It is humble duty that teaches truth, purity and love. Your lessons

lead to more important assignments and the knowledge of work well done and life well spent.

SENIOR CUSTODIAN –

Watch over the Urn of Incense. Remind all of the need for prayer. This is a task to be promptly and cheerfully performed with kindness, patience and willingness that is essential to noble character.

OUTER GUARD –

You protect our meetings to keep them untouched from outer cares. Open the door to those who enter the gates with love for our Order.

INNER GUARD –

As mortar works with bricks to form a firm foundation, you must work with the Outer Guard to form that protection and keep our Bethel pure.

TREASURER –

You bring honesty of purpose to build a bright future and to teach us that the riches of the world cannot buy true happiness.

RECORDER –

You write of acts of love, joy and the reward of deeds well done. You record with honesty for all to see and of the fun.

LIBRARIAN –

You tell of life and point to service. You teach us wisdom as a worldly necessity that with obedience and enthusiasm our service will multiply all good.

MUSICIAN –

You bring zeal and discipline to add harmony to link us to our foundation. Your talent is essential to all worthy Orders not just our Bethel.

CHAPLAIN –

You teach on bended knees at the Altar of the promise of the future when we walk in the light and path of God. You give to the new members who enter our gates the sacred Obligation which binds us as sisters.

In the Book of Job, messengers carry the word of disaster to Job. Today our five Messengers carry the message of Job's reward for his faith and patience to the new members who come to walk our path of service. These Messengers bring the story of an eventful life of pleasures, temptations and triumphant peace and a full reward after the trials of the Adversary.

FIRST MESSENGER –

You teach us prayerful obedience to God just as Job taught his family by regular hours of worship. Job's Daughters believe and live by this, so that they may be standards for their companions in obedience, enthusiasm and service.

SECOND MESSENGER –

You warn us of the pitfalls of life that may come our way and build upon the firm foundation and upon the Square that our inheritance might be pure and strong for all to see.

THIRD MESSENGER –

You tell us of the responsibilities to God and to all mankind, thus adding value to our suffering, misfortunes and trials.

FOURTH MESSENGER –

You show us the right path to eternal life with deeds that often must be deeds of faith and courage.

FIFTH MESSENGER –

You add a reviewing light and show that in forgetfulness of self we will earn victory and have a joyous triumph at last if we keep our trust that His divine hand guides us all.

MARSHAL –

You prepare for the future with good order, kind words and noble actions. You protect and care for the flag of our nation as well as the properties of the Bethel.

GUIDE –

You lead the new members and show the way to live uprightly as we follow the teachings and principles of our Organization.

JUNIOR PRINCESS –

You now complete the Square and teach us in the First Epoch the lessons in our apprenticeship in the measurement of time. As Job taught his family to worship regularly so you teach to value the twenty-four hours given to us each day to do acts of kindness and love to those we encounter so that we may have a strong foundation upon which our conduct is laid.

SENIOR PRINCESS –

You complete the Compass that guides our way of life, our comings and our goings. You teach us in the Second Epoch of the sufferings and wisdom gained of Job through adversity and endurance through faith and trust in our Creator and love for Him. You teach us to carefully oversee all details set by the Master.

HONORED QUEEN –

You place now the “G”, an emblem of the one that is and always will be the center of all Masonic Orders. All revolves around our God, and the love the Master gives to each who follows His teachings and light. None can be admitted without a belief in the Creator. Our Honored Queen leads “The fairest in all the land” as God leads us to a pure and upright life if we follow His word from the guiding light on the Altar. By carefully following the words and teachings of our Master, so we master ourselves and life.

So, it is complete. The Square and Compass that guides us from birth and gives us our heritage. We receive with grateful hearts our inheritance from the Master Masons.

The “I Am’s of Jesus”

NARRATOR: In the days of the patriarchs, God summoned Moses to His presence on the mountain. There He commanded Moses to deliver the children of Israel from Egypt by telling them, “The God of your fathers hath sent me unto you.” (Exodus 4:13) When Moses asked what he should say when the Israelites ask, “God’s name, God said, “I AM hath sent me unto you.” (Exodus 4:14) Centuries later, God sent his only son, Jesus Christ, to liberate us all from the weight of our sins.

Jesus cured a man’s blindness, and when the Pharisees asked who was Jesus answered, “I am the door.” (John 10:9)

The Pharisees accused a woman of sin and Jesus warned them, “Let he who without sin cast the first stone”; and Jesus said, “I am the light of the world.” (John 8:12)

Jesus fed the masses through the miracle of the fishes and loaves and said “I am the bread of life.” (John 6:35)

And when the Apostle John saw the revelation of the new heaven and earth, Jesus told him, “I am Alpha and Omega.” (Revelation 21:6)

At the Last Supper, Jesus washed the feet of the disciples. He commanded them to love one another as He loved them, and He said, “I am the way, the truth and the life. I am the vine.” (John 14:6)

And when Jesus explained a miracle, He said, “I am the good shepherd; the good shepherd giveth his life for the sheep.” (John 10:11)

All of us are offered the opportunity to be new in Christ (2Corinthians 5:17). And yet, to do that we must try to fulfill His expectations of us by living up to Christ’s teachings. The final answer to the question posed by Moses is that we, as believers in God, and agents for God, are to take action on His teachings.

So, too, are the members charged with responsibilities in this Bethel that teach the lessons of the Bible. Let the members begin their journey learning God’s lesson in life; just as He taught Moses, and just as He sent Jesus to instruct us.

CHOIR –

“I will sing unto the Lord as long as I live; I will sing praise to my God while I have my being.” (Psalm 104:33)

Providing melodies for us to hear - our choir reminds us we have nothing to fear. With songs lifted high, praising His name - we learn that God will not look for blame.

The harmony of their voices remind us all - that we can find peace if on God we will call. And when life is too difficult to proceed - Christ is always there, taking the lead.

INNER AND OUTER GUARDS –

“I am the door’ by me if any one enters in, ye shall be saved, and shall go in and out, and find pasture.” (John 10:9)

Our eyes are focused on the West where two daughters stand, as they guard our Bethel doors at the Honored Queen’s command. Protecting our Bethel with watchful eyes, they warn our members of sin. Just as when we trust in Christ He’ll ward off evil that wants in.

Opening the doors to our new members fair - our guards will defend the Bethel there. Ever watchful, they let in only the pure - keeping our Daughters’ lives secure.

JUNIOR AND SENIOR CUSTODIANS –

“...I am the light of the world; ye that followeth me shall not walk in darkness but shall have the light of life.” (John 8:12)

We give these Daughters our emblems to safely keep - and from them there are many lessons for us to reap. The dove represents truth and purity - and our urn stands for prayer, which gives us security.

They care for the cornucopia which stands for reward - which we receive when faithful to our Lord. As we impress upon the Custodians the duties of their station - may they shed their light upon our trail to salvation.

MESSENGERS –

“I am Alpha and Omega, the beginning and the end. I will give unto them that is a thirst of the fountain of the water of life freely.” (Revelation 21:6)

The story of Job is our organization’s base - it teaches us hope in whatever toll we face. The Messengers share the story of Job’s trial - and how people shunned him, lonely and in exile.

They portray Job’s story from beginning to end - and teach that no matter your station, God is your friend. Just as Job triumphed and found peace - so we can too, if evil we will release.

LIBRARIAN AND MUSICIAN –

“...I am the bread of life; ye that cometh to me shall never hunger; and ye that

believeth in me shall never thirst.” (John 6:35)

The Librarian and Musician hold the key to Music, Science and Art - those pursuits which appeal to the mind and heart.

They are the bread of life because they make us whole - and their gifts to our members feed the soul. Hunger for knowledge is met by these officers - as their presentations provide many answers, And the one truth they will know - is that the love of Christ will forever show.

TREASURER AND RECORDER –

“...I am the truth; no one cometh unto the Father, but by me.” (John 14:6)

The one great truth for which we all should strive - is that honesty in our lives must always thrive.

The Recorder and Treasurer speak to that virtue - for it is that value which drives what they do. All actions of the Bethel, the Recorder must prepare - in the way that God watches over us, ensuring our welfare.

The Treasurer shows that through honesty we build character - and if we walk the straight path we will be the victor.

CHAPLAIN –

“...I am the life; no one cometh unto the Father, but by me.” (John 14:6)

The Chaplain is a beacon whenever our days are dark - she asks for God to protect us no matter where we embark.

As our spiritual leader, she takes us from strife - and shows us there's a better way for our life, Where Jesus stands ready to carry our weight - and His love for us He will always demonstrate.

Our Chaplain lifts up our earthly prayer - reminding us of His shelter that is always there.

GUIDE AND MARSHAL –

“...I am the way; no one cometh unto the Father, but by me.” (John 15:5)

Along life's path we face many a trial - situations that can cause self-denial. The way is easier if we place our trust - in someone who we know is just.

Jesus teaches us in everything be upright - our way is clearer if we trust in His might. By example, the Guide and Marshal offer our members a course - a pathway true to the principles we endorse.

JUNIOR PRINCESS AND SENIOR PRINCESS –

“I am the vine, ye are the branches; Ye that abideth in me, and I in them; the same bringeth forth much fruit; for without Me ye can do nothing.” (John 15:5)

The Junior and Senior Princesses represent honor and virtue; Qualities that nourish the soul and direct us to grow true. The vine, unchanneled, twists that way and this - searching constantly for a life that is faultless.

Each Princess carries the burden with every pace - of showing our

members the virtues we embrace. Those virtues become ours if in Jesus we abide - we will be always in His footsteps if we walk a forthright stride,

HONORED QUEEN –

“I am the good shepherd; the good shepherd giveth his life for the sheep.” (John 10:11)

And now come among us, the fairest of the fair - like the good shepherd, she leads with great care. Ever bearing in mind it's the members she does serve - it is their best interests she is charged to observe.

As the Bethel leader she rules with wisdom and dignity - exercising her authority with understanding and humility. And during her reign, to God she is true - relying on His teaching to make our lives anew.

Before us are the Bethel's new officers and choir, each providing an important contribution to make the Bethel successful. As they assume the responsibilities and privileges of leadership in this Bethel, may the words Jesus spoke when describing Himself through each of His “I Am's” serve as guide for all the members. During the coming term they will enjoy many happy times, as well as many challenges. The story of Job teaches us to treasure our joys and maintain our faith no matter what adversities we may face.

And now, as these Daughters wait to be instructed in another chapter in God's great love for mankind, let us remember that the description of Jesus that we heard in this ceremony is in the present tense. Nine times Jesus described Himself beginning with the word, “I AM.” Jesus has always been, is now and will be forever.

As Jesus told the Jews, “Before Abraham was, I am.” “I AM” means He is here among us right now and will continue to be in the future. He will be with us through all the ups and downs of the coming term and more importantly every minute in our lives.

**As these Daughters continue their journey seeking a greater understanding of God's word and His will for each of the, may they:
be as an open door to those who long to understand His word; be as a light to those who cannot find their way; be the bread of life to those who need nourishment for their souls; be alpha and omega in their relationships with others; be truth to those who don't know of it; give newness to life when it seems so useless; provide a way to those who are lost; be a bountiful vine with abundant fruit; and like the shepherd, carefully watching for the welfare of others. And may the “I AM's” of Jesus become the “WE ARE'S” for us all.**

Installation of Bethel Guardian Council

For use by Bethels under Supreme and Grand Guardian Councils not having their own approved Book of Ceremonies

Installation of the BGC may take place following the Installation of Bethel Officers except at the Institution of a Bethel, or during a regular Bethel Meeting. If the Installation takes place with the Installation of Bethel Officers, it shall take place immediately after the Bethel Officers are installed. If it takes place during a regular Bethel Meeting, then it shall take place under Good of the Bethel as per Ritual. Prior to the Installation of the BGC, the [Supreme/Grand] Guardian shall have provided a list of those who are to be installed. Refer to Constitution and Bylaws for those eligible to serve as Installing Officers.

The Honored Queen invites the Installing Officer and the Associate Installing Officer to informally approach the East. When in the East, the Honored Queen presents the gavel to the Installing Officer. An Associate Installing Officer is optional and if not available, the Installing Officer may perform the entire Installation.

INSTALLING OFFICER: In installing the members of the Bethel Guardian Council, I will be assisted by: As the Installing Officers' names are read, they will rise.

_____ (title) **as Associate Installing Officer**

_____ (title) **as Installing Guide**

_____ (title) **as Installing Marshal**

_____ (title) **as Installing Secretary**

_____ (title) **as Installing Chaplain**

_____ (title) **as Installing Musician.**

The Installing Officers will assume their stations. When Officers are in position (*).

INSTALLING OFFICER: Installing Secretary, (rises) you will read the names of the members of the Bethel Guardian Council who are to serve this Bethel for the ensuing term, who as their names are read will rise, and remain standing. After reading the names of the BGC, the Installing Secretary is seated.

INSTALLING OFFICER: Installing Guide (rises) and Installing Marshal (rises), you will conduct the members of the Bethel Guardian Council west of the Altar.

Installing Guide and Installing Marshal leave the West Dais, march to the South and North Marching Lines, march to the East Line, then return to West Line - pausing to ask

each person standing to follow them. When on the West Line, the Installing Guide enters the semicircle between the 2nd and 5th Messengers' stations; the Installing Marshal enters the semicircle between the 4th and 5th Messengers' stations. The Council members form a semicircle west of the Altar with the Bethel Guardian and Associate Bethel Guardian in the center of semicircle. When all are in position, the Installing Guide and the Installing Marshal step to the South and north side of Altar between the Altar and the station of Treasurer and Chaplain, and face east.

INSTALLING OFFICER: Before installing the members of the Bethel Guardian Council into office, we will ask the blessing of our Heavenly Father (*)**. Altar music. Installing Chaplain approaches Altar as per Ritual.

INSTALLING CHAPLAIN: Our Father, we ask that the finest blessings rest upon these people who are about to assume the leadership of these Daughters. Make their hearts as pure and their purposes as true as these, "The Fairest In All The Land." Take away all thoughts of self and, give to each one the strength and courage to resist the selfishness of the world. Bless the Parents and Guardians of these Daughters, and bring us all closer. We ask it in Your name. Amen. Installing Chaplain rises, returns to station as per Ritual with appropriate music. (*)

INSTALLING OFFICER:

You will place your right hand over your heart and make this promise: (Installing Officer places hand over heart also.)

Do you promise to attend all Bethel and Bethel Guardian Council meetings unless prevented by a reasonable excuse? (Answer: I do.)

In the presence of God and these witnesses - I promise to obey the Laws - of Job's Daughters International - that I will advise with the [Supreme/Grand] Guardian - or the [Supreme/Grand] Guardian Council - in working for the good of Job's Daughters - that I will perform the duties of my office - according to the Constitution, Bylaws - and Standard Operating Procedures - of the Supreme Guardian Council - Manual of Rules and Regulations - of the [Grand/Jurisdictional] Guardian Council - and Bylaws of this Bethel. - That I will endeavor to live - in accordance with the teachings - of the Ritual of Job's Daughters International - in the hope that I may be found worthy - of being a Guardian of "The Fairest In All The Land" - to this pledge, - I promise loyal commitment- agreeing to vacate my office - by declaration of the [Supreme/Grand] Guardian - should I fail to uphold my obligation.

Installing Officer drops hand and nods for Council members to remove hands from over heart and drop them to normal position. Installing Officer proceeds with Installation of BGC. The Associate Installing Officer installs the Masons who will serve on the Council.

INSTALLING OFFICER: Bethel Guardian. Steps to the center of the semicircle. **It shall**

be your duty to call and preside over all Bethel Guardian Council meetings, and attend all Bethel meetings. You shall supervise the transactions of the Bethel and see that the officers are proficient in their ritualistic work. It shall be your duty to teach the principles of the organization, to maintain good order at all meetings of the Bethel, and to see that Bethel meetings are promptly opened and closed at a reasonable time.

With the Bethel Guardian Council, you shall ensure that all applicants for membership are properly prepared to join our organization. It is your responsibility to be the caretaker of the Bethel Charter and all copies of the Proficiency Lessons. You shall make yourself familiar with the Constitution, Bylaws and Standard Operating Procedures of Job's Daughters International, the Manual of Rules and Regulations of the [Grand/Jurisdictional] Guardian Council and Bylaws of this Bethel.

You should be a companion to the Daughters in their times of happiness and a safe haven in times of distress. Are you willing to assume these responsibilities? (Answer: I am.) The Bethel Guardian returns to the semicircle.

INSTALLING OFFICER or ASSOCIATE INSTALLING OFFICER: Associate Bethel Guardian. Steps to the center of the semicircle. **You have been appointed as Associate Bethel Guardian for the specific reason that you are a Master Mason, the source of our heritage and the symbol of our ideals. Your membership in the Masonic fraternity has qualified you for this special honor.**

It is your duty to investigate the Masonic relationship of all applicants. You shall become familiar with the Constitution, Bylaws, and Standard Operating Procedures of Job's Daughters International, the Manual of Rules and Regulations of the [Grand/Jurisdictional] Guardian Council and Bylaws of this Bethel. When requested to do so, you shall assist the Bethel Guardian in the performance of her duties and assume them in her absence. You shall oversee the audit of the Bethel books at the conclusion of each term and make a report at the next regular meeting of the Bethel. Are you willing to assume these responsibilities? (Answer: I am.) The Associate Bethel Guardian returns to the semicircle.

INSTALLING OFFICER or ASSOCIATE INSTALLING OFFICER: Guardian Secretary. Steps to the center of the semicircle. **It is your duty to supervise the work of the Recorder and to make a proper record of all Bethel Guardian Council meetings. It is your duty to attend all Bethel meetings and all meetings of the Bethel Guardian Council. Are you willing to assume these responsibilities?** (Answer: I am.) The Guardian Secretary returns to the semicircle.

INSTALLING OFFICER or ASSOCIATE INSTALLING OFFICER: Guardian Treasurer. Steps to the center of the semicircle. **It is your duty to supervise the work of the Bethel Treasurer and to receive all money from her, giving her a receipt. To supervise the work of the Librarian by reading her report before it is given. It is**

your duty to attend all Bethel meetings and all meetings of the Bethel Guardian Council. Are you willing to assume these responsibilities? (Answer: I am.) The Guardian Treasurer returns to the semicircle.

INSTALLING OFFICER or ASSOCIATE INSTALLING OFFICER: **[Guardian] Director of Music.** Steps to the center of the semicircle. **Yours is an important office, as the musical part of our ceremony is as important as the work itself. You shall supervise the work of the Bethel Musician and see that the music is available for all meetings and ceremonies of the Bethel. It is your duty to attend all meetings of the Bethel and the Bethel Guardian Council. Are you willing to assume these responsibilities?** (Answer: I am.) The Guardian Director of Music returns to the semicircle.

INSTALLING OFFICER or ASSOCIATE INSTALLING OFFICER: **[Guardian] Director of Epochs.** Steps to the center of the semicircle. **It is your duty to assist the Bethel Guardian in instructing the officers in their speaking parts, that the lessons they impart to the new members may be given in an impressive and reverent manner. Your role is an important one, as we realize that first impressions are usually lasting. Are you willing to assume these responsibilities?** (Answer: I am.) The Director of Epochs returns to the semicircle.

INSTALLING OFFICER or ASSOCIATE INSTALLING OFFICER: **[Guardian] Director of Promotion.** Steps to the center of the semicircle. **It is your duty to assist the members of the Bethel and the Bethel Guardian Council in promoting increased interest in the Bethel activities, focusing on increasing membership and advising parents and eligible adults that they may attend Bethel meetings. Are you willing to assume these responsibilities?** (Answer: I am.) The Director of Promotion returns to the semicircle with other Council members.

INSTALLING OFFICER or ASSOCIATE INSTALLING OFFICER: **Promoter of Sociability.** Steps to the center of the semicircle. **It is your duty to ascertain if visitors are entitled to be present at the Bethel meeting and to welcome them. You shall assist the committee appointed by the Honored Queen in the preparation of the Candidates, and to perform any other duties that will add to the social activities of the Bethel. Are you willing to assume these responsibilities?** (Answer: I am.) The Promoter of Sociability returns to the semicircle.

INSTALLING OFFICER or ASSOCIATE INSTALLING OFFICER: **Custodian of Paraphernalia.** Steps to the center of the semicircle. **It is your duty to see that the paraphernalia is carefully stored and to instruct the Marshal, Senior Custodian and Junior Custodian how to properly display and remove paraphernalia. It is also your responsibility to supervise the care and appearance of the robes. Are you willing to assume these responsibilities?** (Answer: I am.) The Custodian of Paraphernalia returns to the semicircle.

INSTALLING OFFICER or ASSOCIATE INSTALLING OFFICER: **Promoter of Finance.** Steps to the center of the semicircle. **It is your duty to oversee the financial condition of the Bethel and to assist the Honored Queen or the committee appointed by her in planning and promoting activities that will add to the Bethel funds. It is also your responsibility to assist in the audit of the Bethel books. Are you willing to assume these responsibilities?** (Answer: I am.) The Promoter of Finance returns to the semicircle.

INSTALLING OFFICER or ASSOCIATE INSTALLING OFFICER: **Promoter of Hospitality.** Steps to the center of the semicircle. **It is your duty to assist the committee appointed by the Honored Queen to provide refreshments and to assist the members of this Bethel in extending hospitality to members and guests. Are you willing to assume these responsibilities?** (Answer: I am.) The Promoter of Hospitality returns to the semicircle.

INSTALLING OFFICER or ASSOCIATE INSTALLING OFFICER: **Director of Patrol.** Steps to the center of the semicircle. **It is your duty to supervise the activities of the drill team, to attend all drill team meetings and to give a detailed report of activities when requested to do so by the Executive Members of the Bethel Guardian Council. Are you willing to assume these responsibilities?** (Answer: I am.) The Director of Patrol returns to the semicircle.

INSTALLING OFFICER or ASSOCIATE INSTALLING OFFICER: **Promoter of Youth Activities.** Steps to the center of the semicircle. **It is your duty to supervise the members of the Bethel as a social group and to encourage an interest in all Bethel activities which will assist the Honored Queen in the performance of her duties. Are you willing to assume these responsibilities?** (Answer: I am.) The Promoter of Youth Activities returns to the semicircle.

INSTALLING OFFICER or ASSOCIATE INSTALLING OFFICER: **Promoter of Good Will.** Steps to the center of the semicircle. **It is your duty to remember those who may be ill or needing support, impressing upon the members the fact that a kind word brings sunshine into the lives of others. Are you willing to assume these responsibilities?** (Answer: I am.) The Promoter of Good Will returns to the semicircle.

INSTALLING OFFICER or ASSOCIATE INSTALLING OFFICER: **Promoter of Fraternal Relations.** Steps to the center of the semicircle. **It is your duty to contact various Masonic organizations and make known to the members of those organizations, the ideals and purpose of Job's Daughters International. It is also your duty to arrange for the Bethel Officers to exemplify the ritualistic work before Masonic bodies and affiliated organizations. Are you willing to assume these responsibilities?** (Answer: I am.) The Promoter of Fraternal Relations returns to the semicircle.

INSTALLING OFFICER or ASSOCIATE INSTALLING OFFICER: **Bethel Beekeeper.** Steps to the center of the semicircle. **It is your duty to develop and oversee the Beehive Program for those who have not yet become member of Job's Daughters International. Are you willing to assume these responsibilities?** (Answer: I am) The Bethel Beekeeper returns to the semicircle with other Council members.

INSTALLING OFFICER: **Members of the Bethel Guardian Council, you have been given the privilege of guiding and advising these fair Daughters in life's journey by assisting them in their projects for the good of the Bethel. You should be attentive and observant so that your conduct will be an example and an inspiration for the Daughters to emulate. Installing Guide and Installing Marshal, you will escort the members of the Bethel Guardian Council to the East Line for introduction and to receive their Certificates of Appointment.**

Installing Guide and Installing Marshal proceed directly from the Altar to the East Line, turn south and north and march until the Council members are evenly spaced across the East Line. All stop and face west. Council members are introduced. If Past Honored Queens or Majority Members are appointed as members of the BGC, special mention should be made.

INSTALLING OFFICER: **Officers and members of this Bethel, these adults have pledged their time and service to assist you during the coming year. Please rise and join me in congratulating them.** (Applause.) **Installing Guide and Installing Marshal, you will conduct the members of the Bethel Guardian Council to the sidelines, after which you will return to your stations.**

Installing Guide and Installing Marshal proceed south and north to South and North Marching Lines, then turn west and march to West Line, then turn toward center of room and march to stations. Council members follow and are seated when they reach their seats. When all are seated, the Installing Officer continues.

INSTALLING OFFICER: **Installing Secretary (rises), you will make the Proclamation.**

Use the following proclamation for a regular Installation of BGC:

INSTALLING SECRETARY: **By authority of the [Supreme/Grand] Guardian Council I proclaim the members of the Bethel Guardian Council of Bethel No... of (City), (State, Province, Territory or Country) Job's Daughters International regularly installed under the Constitution, Bylaws and Standard Operating Procedures of the Supreme Guardian Council, and Manual of Rules and Regulations of the [Grand/Jurisdictional] Guardian Council of Job's Daughters International.**

Use the following proclamation if a BGC Installation follows an Institution Ceremony:

INSTALLING SECRETARY: **By authority of the [Supreme/Grand] Guardian Council, I proclaim Bethel U.D. ... of (City), (State, Province, Territory or Country), Job's Daughters International duly instituted and the members of the Bethel Guardian**

Council regularly installed under the Constitution, Bylaws and Standard Operating Procedures of the Supreme Guardian Council and Manual of Rules and Regulations of the [Grand/Jurisdictional] Guardian Council of Job's Daughters International (*). The Installing Officers are dismissed by the Installing Officer and may retire informally. The Installing Officer returns the gavel to the Honored Queen.

SECTION C: Jurisdictional Guardian Councils

Chartering of Jurisdictional Guardian Council

When all laws and regulations of the SGC have been complied with, and all Executive Members of the Bethel Guardian Councils, all Past Bethel Guardians, Past Associate Bethel Guardians, and Majority Members (optional) are notified of a proposed Jurisdictional Guardian Council, an application shall be made for a Charter to organize a JGC.

The Supreme Guardian shall call a meeting of all eligible voting members for the purpose of electing the first Executive JGC. The Committee Chairmen are appointed by the elected Jurisdictional Guardian and Associate Jurisdictional Guardian. In the event the Supreme Guardian is unable to act, the Vice Supreme Guardian shall preside. Eligible members of the SGC shall preside and/or assist in the ceremony.

A Charter is granted by the Supreme Guardian, or the SGC and the following ceremony shall be used.

Preparation of the Bethel Room

- Before the ceremony, the room shall be set up in proper form as per Ritual.
- Chairs are to be placed west of the Altar for the Jurisdictional Officers who are to be installed. Chairs are to be reserved for the Jurisdictional Committee Chairmen on the sidelines.
- Jurisdictional Officers are outside the Bethel room in order appropriate for their seating for the Installation. The Committee Chairmen and other members of the JGC are also outside the Bethel Room.
- The Chairmen and members shall be in line so that they can be seated easily in the Bethel Room. They may enter through the Anteroom or Preparation Room or both depending upon the location of reserved seats.
- Supreme Director of Music is at the instrument.

Entrance of Supreme Officers

- Supreme Guide followed by the Supreme Secretary and Supreme Guardian enter from the Anteroom.
- Supreme Marshal followed by the Supreme Chaplain and Associate Supreme Guardian enter from the Preparation Room, march east on North and South Marching Lines to Altar Line, turn north and south to center of Altar and proceed to East Line.
- Supreme Guardian and Associate Supreme Guardian ascend dais, Supreme Guide and Supreme Marshal turn north and south to North and South Marching Lines followed by the Supreme Secretary and Supreme Chaplain, who assume their stations as reached while Supreme Guide and Supreme Marshal proceed to their stations in the west.
- Officers remain standing until introduced by the Supreme Guardian, then are seated together.

SUPREME GUARDIAN: Friends, we welcome you to this ceremony of forming a

Jurisdictional Guardian Council of (State, Province, Territory or Country) of Job's Daughters International. I will be assisted by:

_____ (title) **as Associate Supreme Guardian**

_____ (title) **as Supreme Guide**

_____ (title) **as Supreme Marshal**

_____ (title) **as Supreme Secretary**

_____ (title) **as Supreme Chaplain**

_____ (title) **as Supreme Director of Music**

Supreme Guide and Supreme Marshal, you will retire and invite into the room the Officers who are to be installed.

The Supreme Guide and Supreme Marshal step to the West Marching Line, turn south and north and march to the South and North Marching Lines, then they turn west, nod to the Jurisdictional Officers who are waiting at the Anteroom and the Preparation Room doors. The Officers follow the Supreme Guide and Supreme Marshal who proceed east to the Altar Line, turn to the center of the Bethel Room, march on the Altar Line to the Altar, turn west and allow the Jurisdictional Officers to march to their seats. The Supreme Guide and Supreme Marshal assume their waiting stations.

SUPREME GUARDIAN: Supreme Guide and Supreme Marshal, you will retire and invite the Committee Chairmen and other members of this Jurisdictional Guardian Council to enter the room. The Supreme Guide and Supreme Marshal leave their waiting stations then proceed to the west, and escort members of the JGC to the seats reserved for them (*).

SUPREME GUARDIAN: Supreme Marshal, you will present the National Emblem west of the Altar. The Supreme Marshal retires and presents the National Emblem as per Ritual. The Musician plays suitable music. Three raps of gavel (***) as Supreme Marshal enters with National Emblem. One verse of National Anthem is sung.

SUPREME GUARDIAN: Supreme Marshal, you will place the Flag in the East. The Supreme Marshal proceeds as per Ritual.

SUPREME GUARDIAN: All Citizens of (country) will join in pledging allegiance to the Flag One rap after Pledge (*). Pledge may be omitted if not the custom of the government. Supreme Marshal returns to station as per Ritual.

SUPREME GUARDIAN: Supreme Secretary, you will read the Charter authorizing the formation of this Jurisdictional Guardian Council, and names of the members who, as their names are read, will rise and remain standing. The Supreme Secretary reads the Charter and the list of names.

SUPREME GUARDIAN: Supreme Guide and Supreme Marshal, you will present the Committee Chairmen and members on the sidelines to form a semicircle around the

Officers. The Supreme Guide and Supreme Marshal use the regular marching lines as per Ritual. When in position, the Supreme Guide and Supreme Marshal return to their waiting stations.

SUPREME GUARDIAN: **Supreme Chaplain, you will lead us in prayer (***)**. The Supreme Chaplain approaches the Altar as per Ritual, opens the Bible, and kneels. Altar music is played.

SUPREME CHAPLAIN: **Our Father, we ask you to bless these persons who are about to assume the responsibilities of directing the affairs of this Jurisdictional Guardian Council. Give to them the strength, courage, and wisdom to create an organization for our Daughters that will be so filled with the spirit of patience and faith that it will be a benefit not only to those connected with Job's Daughters International, but to all with whom they come in contact. Be with them in their endeavors and guide them so all that they do will bring honor to Thy name. Amen.** Supreme Chaplain returns to station as per Ritual (*).

SUPREME GUARDIAN: **Members of the Jurisdictional Guardian Council, you will rise, place your right hand over your heart and assume the following Obligation:**

In the presence of God and these witnesses – I solemnly and sincerely promise – to conform to and abide by – the Constitution, Bylaws, and Standard Operating Procedures – of Job's Daughters International – and the Rules and Regulations of this Jurisdictional Guardian Council – that I will faithfully perform the duties – and obligations devolving upon me – and I will promote the welfare – the future growth – and the prosperity of this organization.

The Supreme Guardian goes to the Altar with the Charter and gavel. Stands east of the Altar.

SUPREME GUARDIAN: **In presenting this Charter, may I impress upon you that your interest, your enthusiasm and your continued labor will be the key to the future success of this Chartered Jurisdictional Guardian Council.** The Supreme Guardian goes around the Altar and gives the Charter to the Jurisdictional Guardian. She then returns to the East.

SUPREME GUARDIAN: **Supreme Guide and Supreme Marshal, you will conduct the members of the Jurisdictional Guardian Council to their seats, after which you will return to your waiting stations for the Proclamation.** The Supreme Guide and Supreme Marshal use regular marching lines of march to conduct the members to the seats reserved for them (*).

SUPREME GUARDIAN: **Supreme Secretary, you will make the Proclamation.**

SUPREME GUARDIAN: **I now proclaim this Jurisdictional Guardian Council to be regularly organized and chartered as the Jurisdictional Guardian Council of _____ (State, Province, Territory, or Country) of Job's Daughters International, under the authority of the Supreme Guardian Council (*).**

SUPREME GUARDIAN: **We will now proceed to install the Jurisdictional Officers and Committee Chairmen, who have been elected or appointed to serve this Jurisdictional Guardian Council for the ensuing term.** There may be a short recess at this time if approved by the Supreme Guardian. The new Charter shall be placed in the East before proceeding with the Installation of JGC Officers.

Installation of Jurisdictional Guardian Council

- Any floor plan with appropriate music planned by the incoming Jurisdictional Guardian may be used for the entrance and Installation of the Jurisdictional Officers.
- Committee Chairmen should be seated together on the sidelines prior to the meeting. Throughout this ceremony the Installing Guide and Installing Marshal use lines of march and floor work as outlined in the Bethel Installation Ceremony.
- The Installing Musician shall take her place at the instrument. The Installing Officers leave the line as their stations are reached.
- If there is no Associate Installing Officer, the Installing Officer will begin with the section “We have assembled”

Order of installation: (order may be reversed)

1. Jurisdictional Guardian
2. Associate Jurisdictional Guardian Vice Jurisdictional Guardian
3. Vice Associate Jurisdictional Guardian Jurisdictional Secretary and Jurisdictional Treasurer (or Jurisdictional Secretary/Treasurer) Committee Chairmen

ASSOCIATE INSTALLING OFFICER: I have the honor of introducing _____(title) who will preside as Installing Officer for this ceremony. Presents gavel.

INSTALLING OFFICER: I have the honor of introducing _____ (title) who will preside as Associate Installing Officer.

INSTALLING OFFICER: We have assembled today for the purpose of installing the newly elected and appointed Officers of the Jurisdictional Guardian Council of (State, Province, Territory or Country), of Job’s Daughters International. In installing these Officers, I will be assisted by:

_____ (title) as Installing Guide
_____ (title) as Installing Marshal
_____ (title) as Installing Chaplain
_____ (title) as Installing Musician
_____ (title) as Installing Secretary
_____ (title) as Installing Flag Bearer

INSTALLING OFFICER: Installing Guide and Installing Marshal, you will conduct the Installing Officers to their stations. The Installing Guide and Installing Marshal turn south and north to the South and North Lines, then turn west and proceed to their stations. The other Installing Officers drop off at their stations.

Installing Guide and Installing Marshal, you will retire and escort into the room the newly elected and appointed Officers who are to serve this Jurisdictional Guardian Council for the ensuing year.

INSTALLING OFFICER: Installing Guide, Installing Marshal and Installing Flag Bearer, you

will escort the Flag of our Country into the room. Installing Guide and Installing Marshal retire to Preparation Room followed by the Installing Flag Bearer. (Diagram 15) Three raps of gavel (***) as Flag Bearer returns with the Flag followed by the Installing Guide and Installing Marshal. Installing Guide and Installing Marshal wait on the sidelines. When Flag is west of Altar, sing one verse of National Anthem. (Diagram 15)

INSTALLING OFFICER: **Installing Flag Bearer, you will place the Flag in the East.** Installing Flag Bearer proceeds to the East. Installing Guide and Installing Marshal proceed east of North Marching Line. (Diagram 15) Pledge may be omitted if not the custom of the government.

INSTALLING OFFICER: **All citizens of (Country) will join in pledging allegiance to the Flag.** One rap of gavel (*) as Flag Bearer turns to return to station. Installing Marshal and Installing Guide escort Installing Flag Bearer to station. (Diagram 16) Escort of other flags is optional.

INSTALLING OFFICER: **We will now install into their respective stations, the Officers and Committee Chairmen who have been elected and appointed to serve this Jurisdictional Guardian Council for the ensuing year. Before proceeding, we will ask the blessing of our Heavenly Father. Installing Chaplain, you will attend at the Altar (***)**. Installing Chaplain attends at the Altar and opens Bible. Kneels

INSTALLING CHAPLAIN: **Heavenly Father, let Your blessings rest upon us as we seek to do Your will. Give to these officers who are about to assume leadership of our Daughters in this jurisdiction, wisdom, courage, and love. Help them as they guide these Daughters in their journey through Job's Daughters. Bless our Organization, our Daughters and our leaders as they strive to reach their goals. Amen.** Installing Chaplain returns to station (*).

INSTALLING OFFICER: **Installing Secretary, you will read the names of those elected and appointed to serve this Jurisdictional Guardian Council for the ensuing year, who, as their names are read will rise and remain standing.** Installing Secretary reads office and name.

INSTALLING OFFICER: **You will place your right hand over your heart and assume the following Obligation:**

I solemnly affirm on my honor – that I will conform to - the Constitution, Bylaws, and Standard Operating Procedures – of the Supreme Guardian Council – and the Manual of Rules and Regulations - of the Jurisdictional Guardian Council of ___(State, Province, Territory or Country) – of Job's Daughters International. - That I will faithfully perform – the duties of my office – and promote the welfare – and prosperity of our Organization; that I will encourage in our Daughters – the practice of those principles and ideals – which inspire a life of service (*).

INSTALLING OFFICER: **Installing Guide and Installing Marshal, you will present the Jurisdictional Guardian at the Altar, cause her to kneel and place her hands on the open Holy Bible.**

When in position, Installing Officer proceeds. The Installing Officer may install the Jurisdictional Guardian from the East or at the Altar. If she leaves the East, she shall take the gavel with her.

INSTALLING OFFICER: You will repeat after me: I sincerely promise that I will faithfully obey – and be guided by – the Constitution, Bylaws, and Standard Operating Procedures – of the Supreme Guardian Council – and the Manual of Rules and Regulations – of this Jurisdictional Guardian Council – of Job’s Daughters International – that I will perform the duties of my office – to the best of my ability – that I will promote the growth of our Organization and foster its welfare – and that I will strive to be fair and impartial– in the exercise of the powers of my office – so help me God.

Jurisdictional Guardian rises. Solo or appropriate selection may precede her escort to the East. If the Installing Officer is at the Altar, she may escort the Jurisdictional Guardian to the East. The Installing Guide and Installing Marshal go to Waiting Stations. If she does not escort the Jurisdictional Guardian to the East or if she remains in the East, she says:

INSTALLING OFFICER: Installing Guide and Installing Marshal, you will escort the Jurisdictional Guardian to the East. Installing Guide and Installing Marshal proceed to Altar Line, with Jurisdictional Guardian in center, march to East Line.

Jurisdictional Guardian ascends Dais, Installing Guide and Installing Marshal back to Custodians’ pedestals, facing each other. Three raps of gavel (**). Jurisdictional Guardian is introduced.

INSTALLING OFFICER: Jurisdictional Guardian, the duties of your office are defined in the Manual of Rules and Regulations of this Jurisdictional Guardian Council and Constitution, Bylaws, and Standard Operating Procedures of the Supreme Guardian Council, which are entrusted in your care. Into your custody is given the Charter of this Jurisdictional Guardian Council. To you is now entrusted the guidance of our Organization in this jurisdiction. Yours is an office of great responsibility as the health of this jurisdiction depends largely upon the manner in which you conduct its affairs. It is the trust and support of our members that will allow you the courage to meet every difficulty, the wisdom to judge each question fairly, and the humility to sustain you in the performance of your duties (*). The Installing Officer hands the gavel to the Associate Installing Officer.

ASSOCIATE INSTALLING OFFICER: Installing Guide and Installing Marshal, you will present the Associate Jurisdictional Guardian at the Altar. (When in position.) Associate Jurisdictional Guardian, it is your duty to assist the Jurisdictional Guardian in the performance of her duties, to assist her in all matters pertaining to the welfare of the Organization and its relationship to Freemasonry, and to preside when requested to do so. You should make yourself familiar with the laws pertaining to Job’s Daughters International. You should encourage activities with the other Masonic Organization. Are you willing to assume these responsibilities? (Answer: I am.) Solo or appropriate selection may precede his escort to the East.

ASSOCIATE INSTALLING OFFICER: Installing Guide and Installing Marshal, you will escort the Associate Jurisdictional Guardian to the East ().** Introduces the Associate Jurisdictional Guardian. One rap of gavel (*). Returns the gavel to the Installing Officer.

INSTALLING OFFICER: Installing Guide and Installing Marshal, you will present the Vice Jurisdictional Guardian at the Altar. (When in position.) Vice Jurisdictional Guardian, it is

your duty to assist the Jurisdictional Guardian and assume her duties during her absence. It is also your duty to promote the growth and welfare of the Organization. You should make yourself familiar with our laws and encourage our Daughters in their efforts to promote the success of Job's Daughters International. Are you willing to assume these responsibilities? (Answer: I am.)

Installing Guide and Installing Marshal, you will escort the Vice Jurisdictional Guardian to the East. Introduces the Vice Jurisdictional Guardian. Installing Guide and Installing Marshal return to Waiting Station. Installing Officer hands gavel to Associate Installing Officer.

ASSOCIATE INSTALLING OFFICER: **Installing Guide and Installing Marshal, you will present the Vice Associate Jurisdictional Guardian at the Altar.** (When in position.) **Vice Associate Jurisdictional Guardian, it is your duty to assist the Associate Jurisdictional Guardian and assume his duties during his absence. Your experience and careful study of our laws should prepare you for the performance of these important duties. Are you willing to assume these responsibilities?** (Answer: I am.)

Installing Guide and Installing Marshal, you will escort the Vice Associate Jurisdictional Guardian to the East. Introduces the Vice Associate Jurisdictional Guardian. Installing Guide and Installing Marshal return to Waiting Stations. The Associate Installing Officer returns the gavel to the Installing Officer.

[If both a Jurisdictional Secretary and a Jurisdictional Treasurer are to be installed.]

INSTALLING OFFICER: **Installing Guide and Installing Marshal, you will present the Jurisdictional Secretary and Jurisdictional Treasurer at the Altar.** (When in position.)

Jurisdictional Secretary, it is your duty to keep a record of all proceedings of the Jurisdictional Guardian Council and make an annual report, to receive all monies due the Jurisdictional Guardian Council and turn them over to the Jurisdictional Treasurer and perform the other duties defined in the laws of the Organization. Promptness and accuracy are essential, and our progress depends largely upon the skill with which you perform the duties that have been entrusted to you.

Jurisdictional Treasurer, it is your duty to have charge of all funds and securities belonging to the Jurisdictional Guardian Council. You shall receive all monies from the Jurisdictional Secretary, keep an accurate account of them and make a complete report at the Annual Session. Integrity and honor should guide you in the performance of your duties. Are you both willing to assume these responsibilities? (Answer: I am.)

Installing Guide and Installing Marshal, you will escort these officers to their stations. Introduces Officers when they arrive at their stations. They are then seated. Installing Guide and Installing Marshal return to Waiting Stations.

[If a Jurisdictional Secretary/Treasurer is to be installed]

INSTALLING OFFICER: **Installing Guide and Installing Marshal, you will present the Jurisdictional Secretary/Treasurer at the Altar.** (When in position.)

Jurisdictional Secretary/Treasurer, it is your duty to keep a record of all proceedings of the Jurisdictional Guardian Council, make an annual report, to receive all monies due to

the Jurisdictional Guardian Council, pay all bills as approved by the Executive Jurisdictional Guardian Council, and be in charge of all funds and securities belonging to the Jurisdictional Guardian Council, and to perform all other duties as defined in the laws of our Organization. Are you willing to assume these responsibilities? (Answer: I am.)

Installing Guide and Installing Marshal, you will escort this officer to their station. Introduces Officer when they arrive at their station. They are then seated. Installing Guide and Installing Marshal return to Waiting Stations.

INSTALLING OFFICER: Installing Guide and Installing Marshal, you will present the Committee Chairmen of this Jurisdiction at the Altar. (When in position.) The duties of your various committees are most important to the success of this jurisdiction. Your duties are outlined in the Manual of Rules and Regulations of this Jurisdictional Guardian Council. Study them well that your actions will be of benefit to our Organization. Are you willing to assume these responsibilities? (Answer: I am.) Installing Guide and Installing Marshal, you will escort these Committee Chairmen to their seats. Installing Guide and Installing Marshal return to Waiting Stations.

INSTALLING OFFICER: Installing Secretary, you will proclaim the Officers of this Jurisdictional Guardian Council duly and legally installed.

INSTALLING SECRETARY: By direction of the Installing Officer, and by authority of the Supreme Guardian Council, I now proclaim the officers of the Jurisdictional Guardian Council of (State, Province, Territory or Country) Job's Daughters International, duly and legally installed for the ensuing year (*).

INSTALLING OFFICER: Jurisdictional Guardian, I now present you with the gavel, the emblem of your authority as Jurisdictional Guardian. Remember to use it with wisdom, fairness and compassion. As you guide the work of this Jurisdictional Council, may your leadership be marked by thoughtful care and a sincere commitment to the well-being of all our members. In doing so, our Organization will continue to flourish and serve as a force for good in the world. Jurisdictional Guardian then takes charge.

Closing

JURISDICTIONAL GUARDIAN: The Installing Officers may retire.

Installing Officers retire except for Installing Secretary who shall complete minutes and the Installing Chaplain if she is to give the closing prayer. Installing Musician may remain at instrument.

Presentations

- [Optional] Presentation of Gavel
- [Optional] Exchange of Pins or Presentation of Past Pins
- [Optional] Presentation of Awards

Remarks and Announcements

Remarks from distinguished visitors, newly installed officers, etc.

Closing Prayer and Optional Bible Signing

JURISDICTIONAL GUARDIAN: Installing Chaplain, you will attend at the altar (*)**.

Installing Chaplain offers a closing prayer and closes bible. When Installing Chaplain returns to seat, one rap ()*

[Optional] Jurisdictional Guardian approaches the Altar to sign the Bible. If the Bible is not signed, then proceed as follows:

JURISDICTIONAL GUARDIAN: All present will please remain seated until the Jurisdictional Officers have retired ().**

SECTION D: Grand Guardian Councils

Chartering of a Grand Guardian Council

When all laws and regulations of the SGC have been complied with, and all Executive Members of the Bethel Guardian Councils, all Past Bethel Guardians and Past Associate Bethel Guardians are notified of a proposed Grand Guardian Council, an application shall be made for a Charter to organize a GGC.

The Supreme Guardian shall call a meeting of all eligible voting members for the purpose of electing the first Executive GGC. The other officers are appointed by the elected Grand Guardian and Associate Grand Guardian. In the event the Supreme Guardian is out of the country or unable to preside, the Vice Supreme Guardian shall preside. Eligible members of the SGC shall preside and/or assist in the ceremony.

A Charter is granted by the Supreme Guardian, or the SGC and the following ceremony shall be used.

Preparation of the Bethel Room

- Before the ceremony, the room shall be set up in proper form as per Ritual.
- Chairs are to be placed west of the Altar for the Grand Officers who are to be installed.
- Grand Officers are outside the Bethel room in order appropriate for their seating for the Installation. Other members of the GGC are also outside Bethel Room.
- Members shall be in line so that they can be seated easily in the Bethel Room. They may enter through Anteroom or Preparation Room or both depending upon the location of reserved seats.
- Supreme Director of Music is at the instrument.

Entrance of Supreme Officers

- Supreme Guide followed by the Supreme Secretary and Supreme Guardian enter from the Anteroom.
- Supreme Marshal followed by the Supreme Chaplain and Associate Supreme Guardian enter from the Preparation Room, march east on North and South Marching Lines to Altar Line, turn north and south to center of Altar and proceed to East Line.
- Supreme Guardian and Associate Supreme Guardian ascend dais, Supreme Guide and Supreme Marshal turn north and south to North and South Marching Lines followed by the Supreme Secretary and Supreme Chaplain, who assume their stations as reached while Supreme Guide and Supreme Marshal proceed to their stations in the west.
- Officers remain standing until introduced by the Supreme Guardian, then are seated together.

SUPREME GUARDIAN: Friends, we welcome you to this ceremony of forming a Grand Guardian Council of (State, Province, Territory or Country) of Job's Daughters International I will be assisted by:

_____ (title) as **Associate Supreme Guardian**

_____ (title) as **Supreme Guide**

_____ (title) as **Supreme Marshal**

_____ (title) as **Supreme Secretary**

_____ (title) as **Supreme Chaplain**

_____ (title) as **Supreme Director of Music**

Supreme Guide and Supreme Marshal, you will retire and invite into the room the Officers who are to be installed. The Supreme Guide and Supreme Marshal step to the West Marching Line, turn south and north and march to the South and North Marching Lines, then they turn west, nod to the Grand Officers who are waiting at the Anteroom and the Preparation Room doors. The Officers follow the Supreme Guide and Supreme Marshal who proceed east to the Altar Line, turn to the center of the Bethel Room, march on the Altar Line to the Altar, turn west and allow the Grand Officers to march to their seats. The Supreme Guide and Supreme Marshal assume their waiting stations.

SUPREME GUARDIAN: **Supreme Guide and Supreme Marshal, you will retire and invite all members of this Grand Guardian Council to enter the room.** The Supreme Guide and Supreme Marshal leave their waiting stations then proceed to the West, and escort members of the GGC to the seats reserved for them (*).

SUPREME GUARDIAN: **Supreme Marshal, you will present the National Emblem west of the Altar.** The Supreme Marshal retires and presents the National Emblem as per Ritual. The Musician plays suitable music. Three raps of the gavel. (***) The National Anthem is sung.

SUPREME GUARDIAN: **Supreme Marshal, you will place the Flag in the East.** The Supreme Marshal proceeds as per Ritual.

SUPREME GUARDIAN: **All Citizens of (country) will join in pledging allegiance to the Flag** One rap after Pledge (*). The pledge may be omitted if it is not the custom of the government. The Supreme Marshal returns to her station as per Ritual.

SUPREME GUARDIAN: **Supreme Secretary, you will read the Charter authorizing the formation of this Grand Guardian Council, and names of the members who, as their names are read, will rise and remain standing.** Supreme Secretary reads Charter and list of names.

SUPREME GUARDIAN: **Supreme Guide and Supreme Marshal, you will present the members on the sidelines to form a semicircle around the Officers.** The Supreme Guide and Supreme Marshal use the regular marching lines of march as per Ritual. When in position, the Supreme Guide and Supreme Marshal return to their waiting stations.

SUPREME GUARDIAN: **Supreme Chaplain, you will lead us in prayer (***)**.

The Supreme Chaplain approaches the Altar as per Ritual, opens the Bible, and kneels (if able). Appropriate music is played.

SUPREME CHAPLAIN: Our Father, we ask you to bless these persons who are about to assume the responsibilities of directing the affairs of this Grand Guardian Council. Give to them the strength, courage, and wisdom to create an organization for our Daughters that will be filled with the spirit of patience and faith. Be with them in their endeavors and guide them so all that they do will bring honor to Your name. Amen. Supreme Chaplain returns to station as per Ritual (*).

SUPREME GUARDIAN: Members of the Grand Guardian Council, you will rise, place your right hand over your heart and assume the following Obligation:

In the presence of God and these witnesses – I solemnly and sincerely promise – to conform to and abide by– the Constitution, Bylaws, and Standard Operating Procedures – of Job’s Daughters International – and all the Rules and Regulations of this Grand Guardian Council – that I will faithfully perform all the duties – and obligations devolving upon me – that I will promote the welfare – the future growth – and the prosperity of this organization.

The Supreme Guardian goes to the Altar with the Charter and gavel and stands east of the Altar.

SUPREME GUARDIAN: In presenting this Charter, may I impress upon you that your interest, enthusiasm and continued labor will be the key to the future success of this Chartered Grand Guardian Council. The Supreme Guardian goes around the Altar and gives the Charter to the Grand Guardian. She then returns to the East.

SUPREME GUARDIAN: Supreme Guide and Supreme Marshal, you will conduct the members of the Grand Guardian Council to their seats, after which you will return to your waiting stations for the Proclamation. The Supreme Guide and Supreme Marshal use regular marching lines of march to conduct the members to the seats reserved for them. One rap of gavel (*).

SUPREME GUARDIAN: Supreme Secretary, you will make the Proclamation.

SUPREME SECRETARY: I now proclaim this Grand Guardian Council to be regularly organized and chartered as the Grand Guardian Council of ____ (State, Province, Territory, or Country) of Job’s Daughters International, under the authority of the Supreme Guardian Council (*).

SUPREME GUARDIAN: We will now proceed to install the Grand Officers, who have been elected or appointed to serve this Grand Guardian Council for the ensuing term.

There may be a short recess at this time if approved by the Supreme Guardian. The new Charter shall be placed in the East before proceeding with the Installation of GGC Officers.

Installation of a Grand Guardian Council

- Any floor plan with appropriate music planned by the incoming Grand Guardian may be used for the entrance and Installation of the Grand Officers.
- The Installing Musician shall take her place at the instrument.
- Order of Installation may be reversed to install the Grand Guardian last.
- Location of the chair for the Beekeeper will be decided to by the incoming Grand Guardian.
- If there is no Associate Installing Officer, the Installing Officer will begin with the section “We have assembled’

ASSOCIATE INSTALLING OFFICER: **I have the honor of introducing _____(title) who will preside as Installing Officer for this ceremony.** Presents gavel.

INSTALLING OFFICER: **I have the honor of introducing _____ (title) who will preside as Associate Installing Officer.**

INSTALLING OFFICER: **We have assembled today for the purpose of installing the newly elected and appointed Officers of the Grand Guardian Council of (State, Province, or Country), Job’s Daughters International. In installing these Officers, I will be assisted by:**

_____(title) as Installing Guide
_____(title) as Installing Marshal
_____(title) as Installing Chaplain
_____(title) as Installing Musician
_____(title) as Installing Secretary
_____(title) as Installing Flag Bearer
_____(title) as Installing Senior Custodian
_____(title) as Installing Junior Custodian

INSTALLING OFFICER: **Installing Guide and Installing Marshal, you will conduct the Installing Officers to their stations.** The Installing Guide and Installing Marshal turn south and north to the South and North Lines, then turn west and proceed to their stations. The other Installing Officers drop off at their stations.

Installing Guide and Installing Marshal, you will retire and escort into the room the newly elected and appointed Officers who are to serve this Grand Guardian Council for the ensuing year. Throughout this ceremony the Installing Guide and Installing Marshal use lines of march and floor work as outlined in the Bethel Installation Ceremony.

INSTALLING OFFICER: **Installing Guide and Installing Marshal, you will escort the Flag of**

our Country into the room. Installing Guide and Installing Marshal retire to Preparation Room followed by the Installing Flag Bearer. (Diagram 15) Three raps of gavel (***) as Flag Bearer returns with the Flag followed by the Installing Guide and Installing Marshal. Installing Guide and Installing Marshal wait on the sidelines. When Flag is west of Altar, all sing the National Anthem according to the custom of the Country. (Diagram 15)

INSTALLING OFFICER: Installing Flag Bearer, you will place the Flag in the East. Installing Flag Bearer proceeds to the East. Installing Guide and Installing Marshal proceed east on North Marching Line. (Diagram 15) Pledge may be omitted if not the custom of the government.

INSTALLING OFFICER: All citizens of (Country) will join in pledging allegiance to the Flag. One rap of gavel (*) as Flag Bearer turns to return to station. Installing Marshal and Installing Guide escort the Installing Flag Bearer to station. (Diagram 16) Escort of other flags is optional.

INSTALLING OFFICER: Before proceeding, with the installation of the elected and appointed officers of the Grand Guardian Council we will ask the blessing of our Heavenly Father. Installing Chaplain, you will attend at the Altar (*)**. Installing Chaplain attends at the Altar and opens Bible. Kneels.

INSTALLING CHAPLAIN: Heavenly Father, we ask Your blessings rest upon us as we humbly seek to work alongside the daughters of this jurisdiction. Give to these officers who are about to assume new positions in this organization, the ability to work with the Daughters and each other in harmony. Help them to guide the Members with compassion and to be a listening ear to each Daughter. Bless the officers of this Grand Guardian Council, that the duties of each office will be well served in the coming term. Amen. Installing Chaplain returns to station. One rap of gavel (*).

INSTALLING OFFICER: Installing Secretary, you will read the names of those elected and appointed to serve this Grand Guardian Council for the ensuing year, who as their names are read, will rise and remain standing. Installing Secretary reads office and name.

INSTALLING OFFICER: You will place your right hand over your heart and assume the following Obligation:

I solemnly affirm on my honor – that I will conform to - the Constitution, Bylaws, and Standard Operating Procedures – of the Supreme Guardian Council – and the Manual of Rules and Regulations - of the Grand Guardian Council of_____ (State, Province, Territory or Country) – of Job’s Daughters International. - That I will faithfully perform – the duties of my office – and promote the welfare – and prosperity of our Organization; that I will encourage in our Daughters – the practice of those principles and ideals – which inspire a life of service (*).

INSTALLING OFFICER: Installing Guide and Installing Marshal, you will present the Grand Guardian at the Altar, cause her to kneel and place her hands on the Holy Bible. When in position, Installing Officer proceeds. The Installing Officer may install the Grand Guardian from the East or at the Altar. If she leaves the East, she shall take the gavel with her.

INSTALLING OFFICER: You will repeat after me: I sincerely promise that I will faithfully obey - and justly enforce - the Constitution, Bylaws, and Standard Operating Procedures - of the Supreme Guardian Council - and the Manual of Rules and Regulations - of this Grand Guardian Council – of Job’s Daughters International - that I will perform the duties of my office - to the best of my ability - that I will promote the growth of our Order and foster its welfare - and that I will strive to be fair and impartial - in the exercise of the duties of my office - so help me God.

Grand Guardian rises. Solo or appropriate selection may precede her escort to the East. If the Installing Officer is at the Altar, she may escort the Grand Guardian to the East.

The Installing Guide and Installing Marshal go to Waiting Stations. If she does not escort the Grand Guardian to the East or if she remained in the East, she says:

INSTALLING OFFICER: Installing Guide and Installing Marshal, you will escort the Grand Guardian to the East. Installing Guide and Installing Marshal proceed to Altar Line, with Grand Guardian in center, march to East Line. Grand Guardian ascends Dais, Installing Guide and Installing Marshal back to Custodians pedestals, facing each other. Three raps of gavel (***). Grand Guardian is introduced.

INSTALLING OFFICER: Grand Guardian, the duties of your office are defined in the Manual of Rules and Regulations of this Grand Guardian Council and Constitution, Bylaws, and Standard Operating Procedures of the Supreme Guardian Council, which are entrusted in your care. Into your custody is given the Charter of this Grand Guardian Council. To you is now entrusted the guidance and control of our Organization. Yours is an office of great responsibility as the health of this jurisdiction depends largely upon the manner in which you conduct its affairs. It is the trust and support of our members that will allow you the courage to meet every difficulty, the wisdom to judge each question fairly, and the humility to sustain you in the performance of your duties (*). Installing Officer hands gavel to Assoc. Installing Officer.

ASSOCIATE INSTALLING OFFICER: Installing Guide and Installing Marshal, you will present the Associate Grand Guardian at the Altar. When in position: **Associate Grand Guardian, it is your duty to assist the Grand Guardian in the performance of her duties, to assist her in all matters pertaining to the welfare of the Organization and its relationship to Freemasonry, and to preside when requested to do so. You should make yourself familiar with the laws pertaining to Job’s Daughters International. You should encourage activities with the other Masonic Organization. Are you willing to assume these responsibilities?** (Answer: I am.) Solo or appropriate selection may precede his escort to the East.

ASSOCIATE INSTALLING OFFICER: Installing Guide and Installing Marshal, you will escort the Associate Grand Guardian to the East (*)**. Introduces the Associate Grand Guardian. One rap of gavel (*). Returns gavel to the Installing Officer.

INSTALLING OFFICER: Installing Guide and Installing Marshal, you will present the Vice Grand Guardian at the Altar. When in position: **Vice Grand Guardian, it is your duty to assist the Grand Guardian and assume her duties during her absence. It is also your duty to**

promote the growth and welfare of the Organization. You should make yourself familiar with our laws and encourage our Daughters in their efforts to promote the success of Job's Daughters International. Are you willing to assume these responsibilities? (Answer: I am.)

Installing Guide and Installing Marshal, you will escort the Vice Grand Guardian to the East. Introduces the Vice Grand Guardian. Installing Guide and Installing Marshal return to Waiting Stations. Installing Officer hands gavel to Associate Installing Officer.

ASSOCIATE INSTALLING OFFICER: Installing Guide and Installing Marshal, you will present the Vice Associate Grand Guardian at the Altar. When in position: **Vice Associate Grand Guardian, it is your duty to assist the Associate Grand Guardian and assume his duties during his absence. Your experience and careful study of our laws should prepare you for the performance of these important duties. Are you willing to assume these responsibilities? (Answer: I am.)**

Installing Guide and Installing Marshal, you will escort the Vice Associate Grand Guardian to the East. Introduces the Vice Associate Grand Guardian. Installing Guide and Installing Marshal return to Waiting Stations. Associate Installing Officer returns gavel to Installing Officer.

INSTALLING OFFICER: Installing Guide and Installing Marshal, you will present the Grand Guide and Grand Marshal at the Altar. When in position: **Grand Guide, it is your duty to escort distinguished guests and bring such matters before the Grand Guardian Council as will promote the growth and welfare of the organization. Grand Marshal, it is your duty to assist the Grand Guide, to present and care for our National Emblem, and to perform such other duties as may be assigned to you by the Grand Guardian. Are you both willing to assume these responsibilities? (Answer: I am.)**

Installing Guide and Installing Marshal, you will escort these officers to their stations. Introduce Officers when they arrive at their stations. Installing Guide and Installing Marshal return to Waiting Stations.

[If Grand Inner Guard / Grand Outer Guard are elected officers, they are installed at this time.]

INSTALLING OFFICER: _____ Grand Inner Guard, _____ Grand Outer Guard. Rise as names are called. **Installing Guide and Installing Marshal, you will present the Grand Inner Guard and the Grand Outer Guard at the Altar.** When in position. **Grand Inner Guard and Grand Outer Guard, your duty is to guard the doors of the Grand Guardian Council at its Annual Session. A deeper obligation rests upon you to devote your efforts to promote the growth and welfare of the Organization. Be ever alert in the performance of your duties. Are you both willing to assume these responsibilities? (Answer: I am.)**

Installing Guide and Installing Marshal, you will escort the Grand Inner Guard and Grand Outer Guard to their stations. Installing Guide and Installing Marshal return to Waiting Stations.

INSTALLING OFFICER: Installing Guide and Installing Marshal, you will present the Grand Secretary and Grand Treasurer at the Altar.

When in position. **Grand Secretary, it is your duty to keep a record of all proceedings**

of the Grand Guardian Council and make an annual report thereof, to receive all monies due the Grand Guardian Council and turn them over to the Grand Treasurer, and perform the other duties defined in the laws of the Organization. Promptness and accuracy are essential, and our progress depends largely upon the skill with which you perform the duties that have been entrusted to you.

Grand Treasurer, it is your duty to have charge of all funds and securities belonging to the Grand Guardian Council. You shall receive all monies from the Grand Secretary, keeping an accurate account of them and make a complete report at the Annual Session. Integrity and honor should guide you in the performance of your duties.

Are you both willing to assume these responsibilities? (Answer: I am.)

Installing Guide and Installing Marshal, you will escort these officers to their stations. Introduce Officers when they arrive at their stations. They are then seated. Installing Guide and Installing Marshal return to Waiting Stations.

INSTALLING OFFICER: _____ Grand Librarian, _____ Grand Chaplain, _____ Grand Director of Music. Rise as names are called. **Installing Guide and Installing Marshal, you will present these Officers at the Altar.** When in position.

Grand Librarian, it is your duty to serve as a trusted resource to the Bethels of this jurisdiction. You should encourage new ideas, help to navigate resources, and inspire a lifelong enthusiasm for learning.

Grand Chaplain, it is your duty to attend at the Altar during times of devotion, offering prayers that bring unity and inspiration to the group. Your position is grounded in sincerity, respect, and care for the well-being of others.

Grand Director of Music, it is your duty to set the tone of our meetings through the power of music. May your gift of your music bring beauty, harmony, and a deeper sense of connection to all who listen.

Installing Guide and Installing Marshal, you will escort these Officers to their stations. Installing Guide and Installing Marshal return to Waiting Stations.

INSTALLING OFFICER: _____ Grand Senior Custodian, _____ Grand Junior Custodian. Rise as names are called. **Installing Guide and Installing Marshal, you will present the Grand Senior Custodian and the Grand Junior Custodian at the Altar.** When in position. **Grand Custodians, it is your duty to care for the properties of the Grand Guardian Council during its session and at all times to give the Grand Guardian such assistance as she may require of you. May your faithfulness to duty be of great benefit to our Order. Installing Guide and Installing Marshal, you will escort the Grand Senior Custodian and Grand Junior Custodian to their stations.** Installing Guide and Installing Marshal return to Waiting Stations. If the Grand Inner Guard and Grand Outer Guard are elected officers, they are installed at this time.

INSTALLING OFFICER: _____ Grand First Messenger, _____ Grand Second Messenger, _____ Grand Third Messenger, _____ Grand Fourth Messenger, _____ Grand Fifth Messenger. Rise as names are called. **Installing Guide and Installing Marshal, you will present the Grand Messengers at the Altar.** When in position.

Grand Messengers, your duty is to encourage our members to embrace the timeless lessons found in the story of Job. They remind us that true growth often comes through challenge, and that with faith and determination, we can overcome anything.

Installing Guide and Installing Marshal, you will escort the Grand Messengers to their stations. Installing Guide and Installing Marshal return to Waiting Stations.

INSTALLING OFFICER: **Installing Guide and Installing Marshal, you will present the Grand Beekeeper at the Altar.** Installing Guide and Installing Marshal proceed from Waiting Stations (Altar Line at South and North Marching Lines) north and south to a point north and south of the Altar and turn west. As they enter the semicircle, the officer(s) to be installed advances to the Altar.

INSTALLING OFFICER: **Grand Beekeeper, it is your job to oversee the Jobie-to-Bee program in our jurisdiction Beekeepers throughout the Job's Daughters world will look to you to provide inspiration, programs and advice. Your ability to relate to and engage our future members in a positive fun-filled manner will be the key to helping create and grow thriving Jobie-to-Bee Hives.**

Installing Guide and Installing Marshal, you will conduct this officers to their stations.

Proclamation

INSTALLING OFFICER: **Installing Secretary, you will proclaim the Officers of this Grand Guardian Council duly and legally installed.**

INSTALLING SECRETARY: **By direction of the Installing Officer, and by authority of the Supreme Guardian Council, I now proclaim the officers of the Grand Guardian Council of (State, Province, Territory or Country) Job's Daughters International, duly and legally installed for the ensuing year (*).**

INSTALLING OFFICER: **Grand Guardian, I now present you with the gavel, the emblem of your authority as Grand Guardian. Remember to use it with wisdom, fairness and compassion. As you guide the work of this Grand Council, may your leadership be marked by thoughtful care and a sincere commitment to the well-being of all our members. In doing so, our Order will continue to flourish and serve as a force for good in the world.** Grand Guardian then takes charge.

[Optional: Grand Bethel Officers may be Installed at this time, or you may proceed to Closing]

Closing

GRAND GUARDIAN: **The Installing Officers may retire.**

Installing Officers retire except for Installing Secretary who shall complete minutes and the Installing Chaplain if she is to give the closing prayer. Installing Musician may remain at instrument.

Presentations

- [Optional] Presentation of Gavel
- [Optional] Exchange of Pins or Presentation of Past Pins
- [Optional] Presentation of Awards

Remarks and Announcements

Remarks from distinguished visitors, newly installed officers, etc.

Closing Prayer and Optional Bible Signing

GRAND GUARDIAN: **Installing Chaplain, you will attend at the altar (***)**.

Installing Chaplain offers a closing prayer and closes bible. When Installing Chaplain returns to seat, one rap ()*

[Optional] Grand Guardian approaches the Altar to sign the Bible. If the Bible is not signed, then proceed as follows:

GRAND GUARDIAN: **All present will please remain seated until the Grand Officers have retired (**)**.

SECTION E: Supreme Bethel & Supreme Guardian Council

Installation of Supreme Guardian Council

The incoming Supreme Guardian may choose to alter the order of installation by grouping more incoming SGC officers together.

It is acceptable to adjust the following ceremony as follows:

- Order of Installation may be reversed to install the Supreme Guardian last.
- To allow for the pre-seating of the GGs and AGGs from the incoming SG and ASG jurisdictions and the incoming Supreme Deputies rather than escorting.
- To allow for the Bible to be placed on the Altar rather than presenting it.
- To allow the Installing Officer to deliver the Officers Obligation and/or the Supreme Guardian Obligation and Installation from east of the Altar rather than the podium.

Any floor plan with appropriate music planned by the incoming Supreme Guardian may be used for the entrance and installation of the Supreme Officers (Escorts optional). Location of the chair for the Beekeeper will be decided to by the incoming Supreme Guardian. The Installing Musician shall take their place at the instrument.

PRELUDE INSTALLING MUSICIAN (optional)

ENTRANCE OF HOST AND HOSTESS

The Host and Hostess are escorted to the East by the Installing Junior and Installing Senior Custodians.

HOST: I have the honor of introducing _____ who will serve as Hostess for this ceremony. Presents gavel to hostess.

HOSTESS: I have the honor of introducing _____ who will serve as Host for this ceremony. The Host and Hostess give their addresses of welcome.

HOSTESS: Installing Junior Custodian and Installing Senior Custodian, you will escort the Supreme Guardian and Associate Supreme Guardian to the East. The Installing Junior and Senior Custodians escort the Supreme Guardian and the Associate Supreme Guardian to the East and remain at waiting stations on East Line. Three raps of gavel (***)

HOSTESS: It is with pleasure that I introduce _____ Supreme Guardian of Job's Daughters International.

HOST: It is with pleasure that I introduce _____ Associate Supreme Guardian of Job's Daughters International.

HOSTESS: Installing Junior Custodian and Installing Senior Custodian, you will escort the Grand Guardian and Associate Grand Guardian of _____ and _____ to the East. The Installing Junior Custodian and Installing Senior Custodian retire and escort the Grand Guardians and Associate Grand Guardians. They enter in couples, with the Grand Guardian and Associate Grand Guardian from the Supreme Guardian's jurisdiction following the Installing Junior Custodian and the Grand Guardian and Associate Grand Guardian from the Associate Supreme Guardian's jurisdiction following the Installing Senior Custodian. All will proceed east to the Altar Line turn north and south to center of Altar and then proceed to the East.

HOSTESS: It is with pleasure that I introduce _____ Grand Guardian of _____ and _____ Grand Guardian of _____ .

HOST: It is with pleasure that I introduce _____ Associate Grand Guardian of _____ and _____ Associate Grand Guardian of _____ .

HOSTESS: Installing Junior Custodian and Installing Senior Custodian, you will escort the Supreme Bethel Honored Queen and Miss International Job's Daughter to the East. It is with pleasure that I introduce:

_____ **Supreme Bethel Honored Queen**

_____ **Miss International Job's Daughter**

HOSTESS: Installing Junior Custodian and Installing Senior Custodian, you will retire and escort into the room the Installing Officer and the Associate Installing Officer. The Custodians, followed by the Installing Officer and Associate Installing Officer, march directly to the Altar Line, turn north and south, march to center of Altar, then turning east proceed to East Line. Custodians wait on East Line and Installing Officer and Associate Installing Officer proceed to East.

HOSTESS: It is with pleasure that I introduce _____ who will serve as the Installing Officer for the evening.

HOST: It is with pleasure that I introduce _____ who will serve as the Associate Installing Officer for the evening. The Hostess presents the gavel to the Installing Officer. The Host and Hostess are seated in the East. The Installing Junior and Senior Custodians remain standing at their stations.

INSTALLING OFFICER: Installing Junior and Senior Custodians, you will retire and invite the other Installing Officers into the room. The Custodians go directly to Altar Line, turn north and south, then proceed to West Line, taking position in the line of Installing Officers. Installing Guide and Installing Marshal, followed by other Installing Officers, march to Altar Line, turn north and south to center of Altar, turn east to East Line, turn north and south on East Line and face west for introduction.

INSTALLING OFFICER: We have assembled here this evening for the purpose of installing

the newly elected and appointed officers of the Supreme Guardian Council and Supreme Deputies of Job's Daughters International. In installing these officers, I will be assisted by:

- _____ **Installing Guide**
- _____ **Installing Marshal**
- _____ **Installing Chaplain**
- _____ **Installing Secretary**
- _____ **Installing Musician**
- _____ **Installing Senior Custodian**
- _____ **Installing Junior Custodian**
- _____ **Installing Flag Bearer**

The incoming Supreme Guardian has the option of having more than one Flag Bearer and a Bible Bearer.

INSTALLING OFFICER: Installing Guide and Installing Marshal, you will conduct the Installing Officers to their stations. The Installing Guide and Installing Marshal turn south and north to the South and North Lines, then turn west and proceed to their stations. The other Installing Officers drop off at their stations.

INSTALLING OFFICER: Installing Guide and Installing Marshal, you will escort the Supreme Deputies into the room. The Installing Guide and Installing Marshal march to South and North Marching Lines, then west to the entrances where they will remain until all have entered, then they return to their stations.

INSTALLING OFFICER: Installing Guide and Installing Marshal, you will conduct the newly elected and appointed officers who are to serve the Supreme Guardian Council for the ensuing year into the room. The entrance march and the seating formation for the Supreme Officers are planned by the incoming Supreme Guardian. The Installing Guide and Installing Marshal march to South and North Marching Lines, then west to the entrances where they will remain until all officers have entered according to the entrance ceremony. They will then take their seats.

INSTALLING OFFICER: Installing Guide, Installing Marshal, and Installing Chaplain (or Installing Bible Bearer), you will retire for the presentation of the Bible. The Installing Guide and Installing Marshal march to the Installing Chaplain's (or Installing Bible Bearer's) station and escort her/him to the entrance. Three raps of gavel (***) . Any special Bible Ceremony planned by the incoming Supreme Guardian may take place at this point. Otherwise, the Installing Chaplain (or the Installing Bible Bearer) carrying the Bible, followed by the Installing Guide and Installing Marshal marches to a point even with the Chaplain's station. The Installing Chaplain (or the Installing Bible Bearer) proceed to the Altar, places the Bible on the Altar and returns to her/his station. At the same time the Installing Guide and Installing Marshal return to their stations.

INSTALLING OFFICER: Installing Flag Bearer, you will present the National Flag, west of the Altar. Installing Guide and Installing Marshal, you will escort the Flag into the room.

The Installing Guide and Installing Marshal march to the Installing Flag Bearer's station and escort her/him to the entrance. The Installing Flag Bearer returns followed by the Installing Guide and Installing Marshal. As the Installing Flag Bearer enters, the Installing Officer sounds three raps of the gavel (**). The Installing Flag Bearer proceeds east on the North Marching Line until an appropriate opening presents itself according to the seating plan so that she/he can present the Flag west of the Altar. The Installing Guide and Installing Marshal proceed east on the North Marching Line until west of the Altar in line with the Installing Flag Bearer. They wait on the North Marching Line, facing east. When Flag is west of Altar one verse of National Anthem is sung.

INSTALLING OFFICER: Installing Guide and Installing Marshal, you will escort the Flag to the East. The Installing Guide and Installing Marshal march east on the North Line to the Altar Line, turn south and take positions on either side of the Installing Flag Bearer. They proceed to the East Line. The Installing Guide and Installing Marshal remain on the East Line. The Installing Flag Bearer posts Flag in the East.

INSTALLING OFFICER: All citizens of (Country) will repeat the Pledge of Allegiance. (if applicable) Installing Guide and Installing Marshal escort Installing Flag Bearer to her/his station and return to their stations. Other flags may be escorted or posted at the incoming Supreme Guardian's discretion. If a special Flag Ceremony is used, directions shall be given to the Installing Officer. At conclusion of Flag Ceremony one rap of gavel (*).

INSTALLING OFFICER: Before installing the officers who have been elected or appointed to serve the Supreme Guardian Council, Job's Daughters International, for the ensuing term, let us ask the blessing of our Father in Heaven. Installing Chaplain, you will attend at the Altar ().** Installing Musician plays appropriate music

INSTALLING CHAPLAIN: Our Heavenly Father, help us to realize that You are Life, Truth and Love; to know that all we have and are, or may ever become, is a divine gift from You. May Your choicest blessings of harmony, love and wisdom fill the hearts and minds of each one in this room. Give these officers strength and wisdom to guide them in this work we love. Bless, we beseech you, the parents and guardians of the Daughters entrusted to our care and guidance. May we live always as in Your presence. Amen. The Installing Chaplain returns to station. The Installing Musician plays appropriate music. One rap of gavel (*).

INSTALLING OFFICER: Installing Secretary, you will read the names of those elected and appointed to serve the Supreme Guardian Council for the ensuing year, who, as their names are read will rise and remain standing. Installing Secretary reads office and name.

INSTALLING OFFICER: You will place your right hand over your heart and assume the following obligation:

I solemnly affirm on my honor – that I will conform to - the Constitution, Bylaws, and Standard Operating Procedures – of the Supreme Guardian Council – of Job's Daughters International. - That I will faithfully perform – the duties of my office – and promote the

welfare – and prosperity of our Organization; that I will encourage in our Daughters – the practice of those principles and ideals – which inspire a life of service (*).

INSTALLING OFFICER: Installing Guide and Installing Marshal, you will present the Supreme Guardian at the Altar.

The Installing Guide and Installing Marshal proceed to waiting stations. Turning north and south they march to a point north and south of the Altar and turn west. As they enter the semicircle, the Supreme Guardian advances, kneels at the Altar and places her hands on the Holy Bible. **Supreme Guardian, into your hands is entrusted the opportunity to lead and guide this organization with wisdom and compassion. It is your duty to enforce all laws and to see that the Constitution is upheld throughout the Supreme domain. Yours is an office which carries with it great responsibilities, as the welfare of our organization depends on the manner in which you conduct its affairs. Obey not only the letter but the spirit of the laws.**

Installing Officer places gavel over heart

You will repeat after me: I sincerely promise – that I will faithfully obey – and justly enforce - the Constitution, Bylaws, and Standard Operating Procedures – of the Supreme Guardian Council – Job’s Daughters International – that I will perform the duties of my office - to the best of my ability – that I will promote the growth of our Organization – and foster its welfare – and that I will strive to be fair and impartial in the exercise of the powers of my office – so help me God. Amen. The Installing Officer places gavel at her side.

There is a dignity not gained by position. It is a dignity of charity and kindness. It arises not from selfishness, but from justice and a sense of its importance in our lives and in our relations one toward another. We who walk the pathway with you pray that our Heavenly Father will give you the courage to meet every difficulty, wisdom to judge each question properly, and His grace to sustain you in the performance of your duties. The Bible is not turned. The Supreme Guardian rises.

SPECIAL SONG [Optional]

INSTALLING OFFICER: Installing Guide and Installing Marshal, you will escort the Supreme Guardian (optional: and her escort(s)) **to the East.**

The Installing Guide and Installing Marshal step around the Altar, escort(s) march on the Altar Line to the Supreme Guardian and all proceed to the East Line. Three raps of gavel (***). The Installing Guide and Installing Marshal return to waiting stations. Supreme Guardian and escort(s) ascend to the East.

INSTALLING OFFICER: It is with pleasure that I introduce your Supreme Guardian_____ (*). The Supreme Guardian and escort(s) are seated. The Installing Officer hands gavel to the Associate Installing Officer.

ASSOCIATE INSTALLING OFFICER: Installing Guide and Installing Marshal, you will present the Associate Supreme Guardian at the Altar. The Installing Guide and Installing Marshal proceed from their Waiting Stations (Altar Line at South and North Marching Lines) north and south to a point north and south of the Altar and turn west. As they enter the semicircle, the

officer to be installed advances to the Altar.

Associate Supreme Guardian, your duty is to assist the Supreme Guardian in the performance of her duties, preside when requested to do so, and give your best counsel and advice in all things pertaining to the welfare of the Organization. Let no worldly consideration swerve you from the path of duty and the virtues of justice and truth, ever remembering that by the practice of the principles of Freemasonry you can best serve our Daughters.

SPECIAL SONG [Optional]

ASSOCIATE INSTALLING OFFICER: **Installing Guide and Installing Marshal, you will escort the Associate Supreme Guardian** (optional: and his escort(s)) **to the East (***)**.

The Installing Guide and Installing Marshal return to waiting stations. The Associate Supreme Guardian and escort(s) ascend to the East.

ASSOCIATE INSTALLING OFFICER: **It is with pleasure that I introduce your Associate Supreme Guardian _____ (*)**.

The Associate Supreme Guardian and escort(s) are seated in East. After conducting officer to the East, the Installing Guide and Installing Marshal return to their waiting stations. The Gavel is handed to the Installing Officer.

INSTALLING OFFICER: **Installing Guide and Installing Marshal, you will present the Vice Supreme Guardian at the Altar.** The Installing Guide and Installing Marshal proceed from their Waiting Stations (Altar Line at South and North Marching Lines) north and south to appoint north and south of the Altar and turn west. As they enter the semicircle, the officer to be installed advances to the Altar. **Vice Supreme Guardian, it is your duty to assist the Supreme Guardian and assume her duties if she is unable to continue in her office. Promote, as far as possible, the growth and welfare of this Organization. Be gracious in manner, thoughtful and kind, expressing in your daily life the principles we strive to teach. The Great Weaver is adding new threads to the cloth of pure gold and may all your actions add beauty, enhance value, and promote usefulness as you serve our Organization.**

Installing Guide and Installing Marshal, you will escort the Vice Supreme Guardian to the East.

The Vice Supreme Guardian and escort(s) are seated in East. After conducting to the East, the Installing Guide and Installing Marshal return to their waiting stations. The Installing Officer introduces the Vice Supreme Guardian in the East and hands the gavel to the Associate Installing Officer.

ASSOCIATE INSTALLING OFFICER: **Installing Guide and Installing Marshal, you will present the Vice Associate Supreme Guardian at the Altar.**

The Installing Guide and Installing Marshal proceed from their Waiting Stations (Altar Line at South and North Marching Lines) north and south to a point north and south of the Altar and turn west. As they enter the semicircle, the officer to be installed advances to the Altar.

Vice Associate Supreme Guardian, it is your duty to assist the Vice Supreme Guardian in all promotional work allotted to her and assume the duties of the Associate

Supreme Guardian in his absence. Make yourself thoroughly familiar with the Constitution, Bylaws and Standard Operating Procedures of the Supreme Guardian Council, so that you may be prepared to give assistance when called upon to do so.

Installing Guide and Installing Marshal, you will escort the Vice Associate Supreme Guardian to the East.

The Vice Associate Supreme Guardian and escort(s) are seated in East. After conducting to the East, the Installing Guide and Installing Marshal return to their waiting stations. The Associate Installing Officer introduces the Vice Associate Supreme Guardian in the East and hands the gavel to the Installing Officer.

INSTALLING OFFICER: Installing Guide and Installing Marshal, you will present the Supreme Guide and the Supreme Marshal at the Altar. The Installing Guide and Installing Marshal proceed from Waiting Stations (Alter Line at South and North Marching Lines) north and south to a point north and south of the Altar and turn west. As they enter the semicircle, the officers to be installed advance to the Altar. **Supreme Guide, it is your duty to bring before the Supreme Guardian Council such matters as may enhance the value and well-being of this organization. Supreme Marshal, to you comes the honor of caring for our beloved National Emblems. It is your duty to assist the Supreme Guide. Installing Guide and Installing Marshal, you will conduct these officers to their stations.** After conducting the officers to their stations, the Installing Guide and Installing Marshal return to their waiting stations. The Installing Officer introduces these officers when in position, then hands the gavel to the Associate Installing Officer.

ASSOCIATE INSTALLING OFFICER: Installing Guide and Installing Marshal, you will present the Supreme Inner and the Supreme Outer Guards at the Altar. The Installing Guide and Installing Marshal proceed from their Waiting Stations (Altar Line at South and North Marching Lines) north and south to a point north and south of the Altar and turn west. As they enter the semicircle, the officers to be installed advance to the Altar.

Supreme Inner and Supreme Outer Guard, you are to protect the interest of our Organization, guard the doors of our Supreme Guardian Council room and promote the good of our Job's Daughters International.

Installing Guide and Installing Marshal, you will conduct these officers to their stations.

After conducting the officers to their stations, the Installing Guide and Installing Marshal return to their waiting stations. The Associate Installing Officer introduces these officers when in position. If the Supreme Secretary, Supreme Treasurer, Supreme Chaplain, Supreme Director of Music or Supreme Librarian is a Mason, the Associate Installing Officer shall give the officers(s) their charge.

INSTALLING OFFICER OR ASSOCIATE INSTALLING OFFICER: Installing Guide and Installing Marshal, you will present the Supreme Secretary and Supreme Treasurer at the Altar.

The Installing Guide and Installing Marshal proceed from their Waiting Stations (Altar Line at South and North Marching Lines) north and south to a point north and south of the Altar and

turn west. As they enter the semicircle, the officers to be installed advance to the Altar.

Supreme Secretary, it is your duty to assist with correspondence and perform such other duties as may be assigned to you by the Supreme Guardian.

Supreme Treasurer, it shall be your duty to perform such duties as may be assigned to you by the Supreme Guardian. May your offices be a reminder to all that honesty and integrity are essential in our daily lives. Installing Guide and Installing Marshal, you will conduct these officers to their stations.

The Supreme Secretary and Supreme Treasurer follow the Installing Guide to their stations. After conducting the officers to their stations, the Installing Guide and Installing Marshal return to waiting their stations.

INSTALLING OFFICER: Installing Guide and Installing Marshal, you will present the Supreme Librarian, Supreme Chaplain and Supreme Director of Music at the Altar.

The Installing Guide and Installing Marshal proceed from their Waiting Stations (Altar Line at South and North Marching Lines) north and south to a point north and south of the Altar and turn west. As they enter the semicircle, the officers to be installed advance to the Altar.

Supreme Librarian, it is your duty to serve as a trusted resource to the Bethels of this jurisdiction. You should encourage new ideas, help to navigate resources, and inspire a lifelong enthusiasm for learning.

Supreme Chaplain, it is your duty to attend at the Altar during times of devotion, offering prayers that bring unity and inspiration to the group. Your position is grounded in sincerity, respect, and care for the well-being of others.

Supreme Director of Music, it is your duty to set the tone of our meetings through the power of music. May your gift of your music bring beauty, harmony, and a deeper sense of connection to all who listen.

Installing Guide and Installing Marshal, you will conduct these officers to their stations. The Supreme Librarian, Supreme Chaplain and Supreme Director of Music follow Installing Marshal to their stations. After conducting the officers to their stations, the Installing Guide and Installing Marshal return to their waiting stations.

INSTALLING OFFICER: Installing Guide and Installing Marshal, you will present the Supreme Senior Custodian and Supreme Junior Custodian at the Altar.

The Installing Guide and Installing Marshal proceed from their Waiting Stations (Altar Line at South and North Marching Lines) north and south to a point north and south of the Altar and turn west. As they enter the semicircle, the officers to be installed advance to the Altar.

Supreme Custodians, your duty is to serve as escorts when requested to do so, and to perform such duties as may be assigned by the Supreme Guardian. Every duty merits attention to detail and exactness of execution.

Installing Guide and Installing Marshal, you will conduct these officers to their stations.

After conducting the officers to their stations, the Installing Guide and Installing Marshal return to their waiting stations.

INSTALLING OFFICER: Installing Guide and Installing Marshal, you will present the five Supreme Messengers at the Altar.

The Installing Guide and Installing Marshal proceed from their Waiting Stations (Altar Line at South and North Marching Lines) north and south to a point north and south of the Altar, and turn west. As they enter the semicircle, the officer(s) to be installed advances to the Altar.

Supreme Messengers, your duty is to encourage our members to embrace the timeless lessons found in the story of Job. They remind us that true growth often comes through challenge, and that with faith and determination, we can overcome anything.

Installing Guide and Installing Marshal, you will conduct these officers to their stations.

The Installing Guide followed by the Supreme First, Second and Fifth Messengers, leave on the south side of the Altar to the Altar Line, then south to the South Marching Line, proceeds around the outside of the Messengers' stations, and then enters the semicircle between the Second and Fifth Messengers' stations. The Installing Marshal followed by the Supreme Third and Fourth Messengers, leaves on north side of the Altar to the Altar Line, then north to the North Marching Line, proceeds around the outside of the Messengers' stations, and enters semicircle between the stations of Fourth and Fifth Messengers. The Messengers assume their stations as the Installing Guide and Installing Marshal proceed through the semicircle to the Altar Line. After conducting the officers to their stations, the Installing Guide and Installing Marshal return to waiting stations.

INSTALLING OFFICER: Installing Guide and Installing Marshal, you will present the Supreme Beekeeper at the Altar.

The Installing Guide and Installing Marshal proceed from their Waiting Stations (Altar Line at South and North Marching Lines) north and south to a point north and south of the Altar and turn west. As they enter the semicircle, the officer(s) to be installed advances to the Altar.

INSTALLING OFFICER: Supreme Beekeeper, it is your job to oversee the Jobie-to-Bee program. Beekeepers throughout the Job's Daughters world will look to you to provide inspiration, programs and advice. Your ability to relate to and engage our future members in a positive fun-filled manner will be the key to helping create and grow thriving Jobie-to-Bee Hives. Installing Guide and Installing Marshal, you will conduct this officer to their station.

INSTALLING OFFICER: Installing Secretary, you will read the names of those appointed to serve as Supreme and Assisting Supreme Deputies for the ensuing year, who as their names are read will rise and remain standing.

The Installing Secretary reads the names.

Installing Guide and Installing Marshal, you will present the Supreme and Assisting Supreme Deputies for installation.

The Installing Guide and Installing Marshal march to the Deputies' line

You will place your right hand over your heart and repeat the following obligation: In the presence of God and these witnesses – I sincerely promise – that I will conform to and support – the Constitution, Bylaws, and Standard Operating Procedures – of the Supreme Guardian Council – Job's Daughters International. – That I will abide by the Supreme Book of Ceremonies – in the performance of my duties.

Supreme Deputies, to you has been given the responsibility of making known to

eligible people the teachings and principles of Job's Daughters; to assist Bethels not under Grand Guardian Councils in their understanding of the Ritual and Supreme Law, and to promote Job's Daughters International in such areas as directed by the Supreme Guardian. Your good work will strengthen our Organization throughout the Job's Daughters' world (*). The Supreme and Assisting Supreme Deputies are seated. The Installing Guide and Installing Marshal return to their waiting stations.

INSTALLING OFFICER: Installing Secretary, you will proclaim the officers and deputies of the Supreme Guardian Council duly and legally installed.

INSTALLING SECRETARY: By direction of the Installing Officer and under the authority of the Supreme Guardian Council, of Job's Daughters International, I proclaim its Officers and Deputies duly and legally installed (*).

INSTALLING OFFICER: Supreme Guardian, I now present you with the gavel, the emblem of your authority as Supreme Guardian. Remember to use it with wisdom, fairness and compassion. As you guide the work of this Grand Council, may your leadership be marked by thoughtful care and a sincere commitment to the well-being of all our members. In doing so, our Order will continue to flourish and serve as a force for good in the world.

Installing Guide and Installing Marshal, you will conduct the Installing Officers to the seats reserved for them.

- **Address of the Supreme Guardian and Associate Supreme Guardian**
- **Announcement of Standing Committees**
- **Presentation of Supreme Guardian and Associate Supreme Guardian Jewels**
- **Presentation of Past Supreme Guardian and Past Associate Supreme Guardian Jewels**
- **Presentations (Only those approved by the Supreme Guardian)**
- **Remarks**

SUPREME GUARDIAN: Supreme Chaplain, you will attend at the Altar.

The Supreme Chaplain attends at the Altar. A song may be sung or prayer may be given with Chaplain kneeling. Otherwise, she/he closes Bible and returns to her/his station.

SUPREME GUARDIAN: Supreme Marshal you will make the proclamation.

SUPREME MARSHAL: By direction of the Supreme Guardian, I proclaim this _____ Annual Session of the Supreme Guardian Council from labor to rest, to convene in _____ on _____.

CLOSING CEREMONY

Any ceremony planned by the Supreme Guardian may be used for the closing ceremony.

SUPREME GUARDIAN: The Supreme Officers will retire after which they will receive your greetings.

Installation of Supreme Bethel

Entrance of the Supreme Bethel Guardian and the Associate Supreme Bethel Guardian

The Supreme Bethel Guardian and Associate Supreme Bethel Guardian are escorted by the Installing Junior Custodian and the Installing Senior Custodian enter the Supreme Bethel room and proceed to the East. [Optional] The Supreme Bethel Guardian welcomes guests, explains the use of the gavel and asks attendees to silence their phones.

SUPREME BETHEL GUARDIAN: The Supreme Bethel of Job's Daughters International is about to convene for the Ceremony of Installation. Associate Supreme Bethel Guardian, you will retire and escort the Supreme Bethel Installing Officer into the room.

Associate Supreme Bethel Guardian descends the dais marches west to Altar Line, turns left to South Line, then right to entrance. Returning, with the Installing Officer on his right arm, he proceeds on the South Line to a point west of the Altar, turns left and marches to center of the Altar facing east.

ASSOCIATE SUPREME BETHEL GUARDIAN: I have the honor of presenting _____ who will preside as the Installing Officer for the [evening/afternoon].

SUPREME BETHEL GUARDIAN: Associate Supreme Bethel Guardian, you will conduct the Installing Officer to the East. As they ascend dais, three raps of gavel (***)

I have the pleasure of introducing _____ who will preside as the Installing Officer of the [evening/afternoon].

INSTALLING OFFICER: I have the pleasure to introduce _____ (name & title), Supreme Bethel Guardian and _____ (name & title), Associate Supreme Bethel Guardian.

Supreme Bethel Guardian presents Installing Officer with the gavel. Supreme Bethel Guardian and Associate Supreme Bethel Guardian are seated in the East (*).

INSTALLING OFFICER: Installing Senior Custodian and Installing Junior Custodian, you will retire and invite into the Supreme Bethel Room the other Installing Officers.

Installing Senior and Installing Junior Custodian retire and take their places in the lines. Led by the Installing Guide and the Installing Marshal, the Installing Officers march to the East Line facing west.

INSTALLING OFFICER: In installing the Officers and Representatives of the Supreme Bethel, I will be assisted by:

- _____ Installing Guide
- _____ Installing Marshal
- _____ Installing Recorder
- _____ Installing Chaplain
- _____ Installing Musician
- _____ Installing Senior Custodian

- _____ **Installing Junior Custodian**
- _____ **Installing American Flag Bearer**
- _____ **Installing Canadian Flag Bearer**
- _____ **Installing Australian Flag Bearer**
- _____ **Installing Philippines Flag Bearer**
- _____ **Installing Brazilian Flag Bearer**
- _____ **Installing Page** [Optional – duties defined by Supreme Guardian]
- _____ **Installing Page** [Optional – duties defined by Supreme Guardian]

Installing Guide and Installing Marshal, you will conduct the Installing Officers to their respective station (*). When Installing Officers are at their stations, Installing Officer continues. **Installing Guide and Installing Marshal, you will retire and escort into the Supreme Bethel Room the Supreme Bethel Officers and Representatives who are to serve the Supreme Bethel for the ensuing term**. Installing Guide and Installing Marshal march to West Line, turn south and north to South and North Marching Line, turn west and stand at the entrance.

Entrance

Shall be planned by the Supreme Bethel Honored Queen with the Supreme Bethel Committee. When all Supreme Bethel Officers and Representatives are in position (*).

Presentation of Bible

INSTALLING OFFICER: Installing Guide, Installing Marshal, and Installing Chaplain, you will retire for the presentation of the Holy Bible.

As Installing Chaplain, followed by Installing Guide and Installing Marshal, re-enters room. (***). Installing Chaplain places closed Bible on Altar, Installing Guide and Installing Marshal remain at waiting station, as per Ritual (*). Installing Chaplain, Installing Guide and Installing Marshal return to their stations.

Presentation of the Flags

INSTALLING OFFICER: Installing Guide, Installing Marshal, and Installing Flag Bearers, you will retire and present the flags west of the Altar. As flags enter room, three raps of gavel (***). National Anthem with appropriate music (as per Music Ritual) is sung when flags are west of the Altar. Order of escort of flags may vary, with the host country’s flag being presented first and others placed in the order in which they entered our Order.

INSTALLING OFFICER: Installing Guide and Installing Marshal, you will escort the flag to the East. When the flag is posted, the next sentence will be said if it is the custom of the government. **All citizens of (country) will join in the Pledge of Allegiance.**

INSTALLING OFFICER: The Supreme Guardian and Associate Supreme Guardian will please rise. (They are already seated in the East.) **It is my pleasure to introduce _____ Supreme Guardian and _____ Associate Supreme Guardian.**

INSTALLING OFFICER: **The Vice Supreme Guardian and Vice Associate Supreme Guardian will please rise.** (They are already seated in the East.) **It is my pleasure to introduce _____ Vice Supreme Guardian and _____ Vice Associate Supreme Guardian.**

INSTALLING OFFICER: **The Supreme Bethel Committee will please rise.** The Supreme Bethel Committee is already seated in the East.

INSTALLING OFFICER: **It is my pleasure to introduce:**

_____	Name	_____	Title
_____	Name	_____	Title
_____	Name	_____	Title

INSTALLING OFFICER: **The Miss International Job’s Daughter will please rise. It is my pleasure to introduce _____ Miss International Job’s Daughter.** Miss International Job’s Daughter is already seated in the East will rise.

INSTALLING OFFICER: **Members and friends of Job’s Daughters, we welcome you here to witness the Installation of the Supreme Bethel Officers and Representatives of Job’s Daughters International. They have been selected to serve for the ensuing term. Before installing them into office, we will ask the blessing of our Father in Heaven. Installing Chaplain, you will attend at the Altar (**).**

INSTALLING CHAPLAIN: **Heavenly Father, we come to You in faith, knowing that You will hear and answer our prayer. May the Daughters of the Bethel work together in harmony, and as they labor for the highest ideals of life, may they become more gracious and loving, more faithful and patient day by day, and thus complete the foundation of a useful and productive life. We ask in Your name. Amen.** All respond by saying “Amen”. The Installing Chaplain returns to station as per ritual (*).

INSTALLING OFFICER: **Installing Recorder, you will read the names of the Supreme Bethel Officers and Representatives who are to serve the Supreme Bethel for the ensuing term. As their names are read, they will rise and stand in front of their chairs.** Installing Recorder reads the names from a list provided for her by the Supreme Bethel Committee.

INSTALLING OFFICER: **Installing Guide and Installing Marshal, you will present the Supreme Bethel Officers and Representatives for the Obligation.** Installing Guide and Installing Marshal leave the west and stand at waiting stations.

INSTALLING GUIDE: **Installing Officer, all is in readiness.** Installing Officer descends dais and approaches Altar.

INSTALLING OFFICER: **You will place your right hand over your heart and make this**

promise:

- **Do you promise that no Supreme Bethel shall be opened without the presence of the members of the Supreme Bethel Committee?** (Answer, I do)
- **That you will be guided by the advice of the Supreme Bethel Committee in all matters concerning the work and welfare of the Supreme Bethel?** (Answer, I do)

You will assume the following obligation:

In the presence of God – and these witnesses – I promise to obey the laws – of Job’s Daughters International – that I will counsel with my Supreme Bethel Guardians – in working for the good of Job’s Daughters – that I will be faithful to the duties of my office – that I will endeavor to live in accordance with the teachings of Job’s Daughters – in the hope that I may be found worthy – of being one of “The Fairest in the Land” – that I will strive to be ever faithful to this promise – that should I fail to uphold this obligation - I agree to vacate my office – at the request – and upon the declaration – of the Supreme Bethel Committee. Installing Officer returns to East (*).

–
INSTALLING OFFICER: It gives me great pleasure to present the Supreme Bethel Representatives. The Supreme Bethel Representatives rise.

Supreme Bethel Representatives, you have been chosen to represent a State, Province, Territory or Country of Job’s Daughters International. Through various means of communication, you should become familiar with the activities of Bethels in the jurisdiction you represent. It is important that you carry out your role with sincerity and dedication nurturing deeper bonds of friendship and fostering the exchange of ideas. You may wear your medallions with pride.

Instructions for Installation at the Altar

- The Officers rise as the Installing Officer either announces their names and stations or as the Installing Guide and Installing Marshal are instructed to present them at the Altar. Installing Guide and Installing Marshal leave Waiting Stations and proceed west on North and South Marching Lines to Officer(s) to be installed. Installing Guide and Installing Marshal stand on their respective marching line and nod for Officer(s) to follow. (Diagram 19)
- **Option 1:** Installing Guide and Installing Marshal march east to the Altar Line, turn and march north and south until between the stations of Supreme Bethel Chaplain (Installing Marshal) or Supreme Bethel Treasurer (Installing Guide) and the altar, then turn west. The Guide and Marshal then march to a point west of the altar, turn to face east and invite the Officers to stand directly west of the altar, centered in a line facing east, to be installed. The Officers proceed to stand side by side west of the Altar. When in position, all face east. Installing Guide and Installing Marshal wait for instructions from the Installing Officer to escort the Officers to their respective stations. They then step forward to be in line with Officers and nod for them to follow. (Diagram 21)
- **Option 2:** Installing Guide and Installing Marshal march east to a point behind the Supreme Bethel Chaplain and Supreme Bethel Treasurer Stations, turn north and south, march to a point one step outside and behind the altar, face east, and back up one step. The Officers proceed to stand side by side west of the Altar. When in position, all face east.

- Marshal, Guide, Junior Princess, Senior Princess, and Honored Queen are introduced at their stations following their installation.

INSTALLING OFFICER: Installing Guide and Installing Marshal, you will present the Supreme Bethel Inner Guard and Supreme Bethel Outer Guard at the Altar.

Supreme Bethel Guards, watch carefully the doors of our Supreme Bethel and for those who wish to enter. Let the responsibilities of your office remind you to be alert to the temptations and challenges that may influence your lives.

Installing Guide and Installing Marshal, you will present these Officers with their medallions, after which you will conduct them to their stations.

- Installing Guide followed by Supreme Bethel Inner Guard, leaves on south side of the Altar to the Altar Line, south to South Marching Line, west to West Line and to Supreme Bethel Inner Guard's station.
- Installing Marshal followed by Supreme Bethel Outer Guard, leaves on north side of the Altar to the Altar Line, north to North Marching Line, west to the West Line, and to Supreme Bethel Outer Guard's station which is inside Preparation Room door if an open installation. (Diagram 22)
- Installing Guide and Installing Marshal return to Waiting Stations. (Diagram 23) Installing Guide nods to seat Officers.

INSTALLING OFFICER: Installing Guide and Installing Marshal, you will present the Supreme Bethel Junior Custodian and Supreme Bethel Senior Custodian at the Altar.

Supreme Bethel Custodians, you are the Custodians of the paraphernalia of our Supreme Bethel. Ever let your lives symbolize patience and faith, which are represented by the Dove and Urn of Incense.

Installing Guide and Installing Marshal, you will present these officers with their medallions, after which you will conduct them to their stations.

- Installing Guide followed by Supreme Bethel Junior Custodian, leaves on south side of the Altar.
- Installing Marshal followed by Supreme Bethel Senior Custodian, leaves on north side of the Altar.
- They proceed to the East Line, turn north and south to North and South Marching Lines, and west to their Waiting Stations. Officers assume stations as they are reached and remain standing. (Diagram 24)
- Installing Guide nods to seat Officers.

INSTALLING OFFICER: Installing Guide and Installing Marshal, you will present the Supreme Bethel Chaplain, Supreme Bethel Musician and Supreme Bethel Librarian at the Altar.

Supreme Bethel Chaplain, you are to lead the devotions of the Supreme Bethel and give the Pledge for Adults when necessary. May your faith in our Creator lead you to a steadfast and upright life.

Supreme Bethel Musician, your duty is to provide the music during our meetings and ceremonies. May the harmony of your music ring so true that no discord will enter here.

Supreme Bethel Librarian, your duty is to encourage a taste for literature, arts and sciences by giving a report on an educational subject. Let your life be an open book whose pages are full of knowledge and truth.

Installing Guide and Installing Marshal, you will present these officers with their medallions, after which you will conduct them to their stations.

- Installing Guide leaves on south side of the Altar and goes directly to Waiting Station.
- Installing Marshal, followed by Officers, leaves the Altar on north side, proceeds to the East Line, north to the North Marching Line and west to Waiting Station.
- Officers assume their stations as they are reached and remain standing. (Diagram 25) Installing Guide nods to seat Officers.

INSTALLING OFFICER: Installing Guide and Installing Marshal, you will present the Supreme Bethel Recorder and the Supreme Bethel Treasurer at the Altar.

Supreme Bethel Recorder, it is your duty to record the minutes of the Supreme Bethel, read all communications and assist the Supreme Bethel Treasurer. May the skills you learn here be applied to all aspects of your future endeavors.

Supreme Bethel Treasurer, your duty is to report the Supreme Bethel finances at each Supreme Bethel meeting. May honesty and integrity be the foundations of your character.

Installing Guide and Installing Marshal, you will present these officers with their medallions, after which you will conduct them to their stations.

- Installing Guide followed by Supreme Bethel Recorder and Supreme Bethel Treasurer leave on south side of Altar.
- Supreme Bethel Treasurer assumes station immediately and remains standing.
- Installing Guide and Supreme Bethel Recorder proceed to East Line, Supreme Bethel Recorder assumes her station as it is reached and remains standing, Installing Guide continues south to South Marching Line, and west to Waiting Station.
- Installing Marshal leaves on north side of Altar and goes directly to Waiting Station. (Diagram 26) Installing Guide nods to seat Officers.

INSTALLING OFFICER: Installing Guide and Installing Marshal, you will present the five Supreme Bethel Messengers at the Altar. Supreme Bethel Messengers, to you has been given the privilege of unfolding to new members the story of Job's eventful life, his happiness, his trials, his temptations, and his final triumph and peace. Be particular therefore, that your own interpretations of the story be earnest and sincere, and that your own lives be an example of patience and faith, that your reward may be life's highest attainment.

Installing Guide and Installing Marshal, you will present these officers with their medallions, after which you will conduct them to their stations.

- Installing Guide followed by First, Second, and Fifth Messengers, leaves on south side of the Altar to the Altar Line, south to South Marching Line, proceeds around the outside of Messengers' stations, and enters semicircle between the Second and Fifth Messengers' stations.
- Installing Marshal followed by Third and Fourth Messengers, leaves on north side of the Altar to the Altar Line, north to North Marching Line, proceeds around the outside of the

Messenger's stations, and enters semicircle between the stations of Fourth and Fifth Messengers.

- Supreme Bethel Messengers assume stations as Installing Guide and Installing Marshal proceed through semicircle to the Altar Line. Messengers remain standing. (Diagram 27 & 28) When Installing Guide and Installing Marshal reach Waiting Stations, Installing Guide nods for Messengers to be seated.

INSTALLING OFFICER: Installing Guide and Installing Marshal, you will present the Supreme Bethel Guide and Supreme Bethel Marshal at the Altar.

Supreme Bethel Guide, your duty is to escort distinguished guests and to promote the welfare of the Supreme Bethel. Supreme Bethel Marshal, your duty is to care for the flags of our nations, to see that suitable preparation is made for our ceremonies and to assist the Supreme Bethel Guide in her duties. May these positions remind you of the leadership and guidance you performed in your own Bethels as you carry out your duties in Supreme Bethel.

Installing Guide and Installing Marshal, you will present these officers with their medallions, after which you will conduct them to their stations.

- Supreme Bethel Guide follows Installing Guide south of the Altar to the Altar Line, south to South Marching Line, and then west to West Line and to Guide's station. At the same time, Supreme Bethel Marshal follows Installing Marshal, north side of the Altar to the Altar Line, north to North Marching Line, west to West Line and to Marshal's station.
- Installing Guide and Installing Marshal step one step east of West Line and retrace steps to Waiting Stations. Guide and Marshal assume stations and remain standing.
- Installing Officer will introduce the Supreme Bethel Guide and Supreme Bethel Marshal when they are at their stations.

INSTALLING OFFICER: Installing Guide and Installing Marshal, you will present the Supreme Bethel Senior Princess and Supreme Bethel Junior Princess at the Altar.

Supreme Bethel Princesses, your duty is to assist the Supreme Bethel Honored Queen during the ceremonies of the Supreme Bethel. You should conduct yourselves at all times with quiet dignity befitting your high offices. Be gracious in manner, courteous and understanding, expressing through your daily lives the principles of truth, integrity and honor.

Installing Guide and Installing Marshal, you will present the Supreme Bethel Princesses with their medallions, after which you will conduct them to the East Line to be invested with the honors of their stations. After the Princesses are invested with their capes and crowns the Installing Officer continues.

INSTALLING OFFICER: Supreme Bethel Princesses, ever strive for beauty of character that will outshine the beauty and splendor of your raiment. Supreme Bethel Princesses rise and ascend dais (***)

INSTALLING OFFICER: It is with pleasure that I present _____ who has been installed Supreme Bethel Senior Princess and _____ who has been installed Supreme Bethel Junior Princess (*).

INSTALLING OFFICER: Installing Guide and Installing Marshal, you will cause the Supreme Bethel Honored Queen to kneel at the Altar and place her hands on the open Holy Bible. Installing Guide and Installing Marshal assist Honored Queen to kneel. Honored Queen places her hands on the Bible. **DO NOT TURN BIBLE.** Installing Officer descends dais to a point one step East of and in center of Altar.

INSTALLING OFFICER:

Supreme Bethel Honored Queen, you will repeat after me: I will faithfully obey and become familiar with – the laws of Job’s Daughters International. - Respect the Supreme, Grand, Jurisdictional and Bethel Guardian Councils - and endeavor to be worthy of my office - so help me God.

You have been selected to hold the office of Supreme Bethel Honored Queen and we believe you to be generous in character, kind, tolerant, and have the ability to preside in a just and gracious manner. Your conversation should be both delightful and improving. Your taste in literature, arts, and science should be such that you will lead the thoughts of others toward the highest and purest things in life. Polite and courteous attention to the advice of parents and guardians and the consideration of the happiness of others will so strengthen your own life that the beauty of your example will be observed by all with whom you are associated, and the prayer of all who know and love you is, that you will be blessed in your service of love. Installing Officer moves around Altar and stands behind Supreme Bethel Honored Queen.

This cape is an emblem of your high office and symbolizes the love of the Supreme Bethel members. After cape is tied, the Installing Officer removes crown and places it on head of Honored Queen.

I now place on your head this crown, an emblem of leadership, and a symbol of your high position. May you always wear it with dignity, grace and humility. Installing Officer moves to between the Altar and Chaplain’s station.

Supreme Bethel Honored Queen, let wisdom and understanding crown your judgment, and the beauty and glory of your reign will be as lustrous as the sheen of your royal cape. Always strive to wear these honors with real dignity as becoming a Supreme Bethel Honored Queen of this beautiful organization.

SPECIAL SONG [Optional]

Supreme Bethel Honored Queen rises and Installing Officer escorts her to the East. Installing Guide and Installing Marshal return to their stations (**).

INSTALLING OFFICER: It is with pleasure that I present _____ who has been installed as Supreme Bethel Honored Queen for the ensuing term. (Applause)

INSTALLING OFFICER: Supreme Bethel Honored Queen, I present you with the gavel, the emblem of your authority, knowing that in your hands it will be used wisely and well. Supreme Bethel Honored Queen gives one rap of gavel (*).

INSTALLING OFFICER: Installing Recorder, you will make the proclamation.

INSTALLING RECORDER: By direction of the Installing Officer and the Supreme Guardian Council, I proclaim the Supreme Bethel Officers and Representatives of the Job's Daughters International, legally installed for the transaction of business under the laws of Job's Daughters International and the Supreme Guardian Council (*).

INSTALLING OFFICER: The Supreme Bethel Installing Officers may retire.

Installation of Supreme Bethel Guardian and Associate Supreme Bethel Guardian

INSTALLING SUPREME BETHEL GUARDIAN: Supreme Bethel Guide and Supreme Bethel Marshal, you will present the Supreme Bethel Guardian and the Associate Supreme Bethel Guardian appointed for the ensuing term, west of the Alter.

When they are in position:

You will place your right hand over your heart and repeat the following pledge: I solemnly affirm on my honor – that I will conform – to the Constitution, Bylaws, and Standard Operating Procedures of the Supreme Guardian Council – and the Manual of Rules and Regulations – of the Supreme Bethel – that I will faithfully perform the duties of my office – and earnestly endeavor – to promote the welfare and prosperity – of the Supreme Bethel (*).

Supreme Bethel Guardian, the duties of your office are defined in the Supreme Bethel Rules and Regulations in the Constitution and Bylaws of the Supreme Guardian Council. Yours is an office of great responsibility as the welfare of the Supreme Bethel depends upon the manner in which you perform your duties. Are you willing to assume these responsibilities? The Supreme Bethel Guardian answers “I am”.

Associate Supreme Bethel Guardian, it is your duty to assist the Supreme Bethel Guardian in the performance of her duties and to assist her in all matters pertaining to the welfare of the Supreme Bethel. Are you willing to assume these responsibilities? The Associate Supreme Bethel Guardian answers “I am”.

You have been given the privilege of guiding and advising these fair Daughters in life's journey and assisting them in their projects for the good of the Supreme Bethel. You should be alert and watchful that your conduct will be an example of patience and virtue which the Daughters will emulate.

(Escort to East, introduce, congratulate and hand the Supreme Bethel Guardian the gavel.)

Presentations

- Presentation of Supreme Bethel Honored Queen's pin
- Presentation of Supreme Bethel Honored Queen's sash
- Presentation of Past Supreme Bethel Honored Queen's pin
- Acceptance speech of the Supreme Bethel Honored Queen
- Introduction of parents

Remarks

- Miss International Job's Daughter
- Supreme Guardian
- Associate Supreme Guardian
- Supreme Bethel Guardian
- Associate Supreme Bethel Guardian

Coin March

Closing

Supreme Bethel Business Meeting

The Supreme Bethel is opened in the same manner as a regular Bethel as per Ritual, except it is an open meeting with no proficiency work.

SBHQ: **The Supreme Bethel Officers will take their stations.**

PRESENTATION OF FLAGS

SBHQ: **Supreme Bethel Marshal, you will display the National Emblem.** As the Supreme Bethel Marshal enters the room, three raps of gavel (**). When the flag of the host country is west of the Altar, the National Anthem is sung. The order of the flags may vary, with the host country's flag being presented first and the others being placed in the order in which they joined JDI.

SBHQ: **Supreme Bethel Marshal, you will escort the _____ Flag to the East. All citizens of _____ will repeat the Pledge of Allegiance** (if applicable).

As flags enter room, three raps of gavel (**). National Anthem with appropriate music (as per Music Ritual) is sung when flags are west of the Altar. The order of escort of flags may vary, with the host country's flag being presented first and others placed in the order in which they entered our Order. The flags are placed to the right of the Supreme Bethel Senior Princess.

Job's Daughters' Flag, to Altar, the Daughters and Majority Members sing the "Bethel Flag Song" then to East and placed at the left of the Supreme Bethel Junior Princess.

STATIONS AND DUTIES OF THE OFFICERS

SBHQ: **We are again assembled to impress more deeply upon our hearts and minds the lessons of love, honor, faith, trust, and hope. It is a privilege and an honor to serve in the Supreme Bethel, to cherish and preserve the high ideals and principles of Job's Daughters and to promote the friendship, welfare, interest, and growth of our beloved Organization. That the teachings of our Creator may be more deeply impressed on our hearts and minds, let us be attentive while the Officers explain their duties, each with a lesson of international friendship.** Supreme Bethel Honored Queen is seated. All Daughters sing, "Behold, We Are the Daughters of Job".

SB HONORED QUEEN: **Supreme Bethel Outer Guard.**

SB OUTER GUARD (rises and nods): **Supreme Bethel Honored Queen.**

SBHQ: **Where is your station in the Supreme Bethel and what is your duty?**

SB OUTER GUARD: **Supreme Bethel Honored Queen, my station is to the left of the Supreme Bethel Marshal at the entrance of the outer door. I represent the Outer Guards of our Organization who graciously serve outside the closed doors as the ambassadors of goodwill and protection.**

SBHQ: Supreme Bethel Inner Guard.

SB INNER GUARD: (rises and nods) **Supreme Bethel Honored Queen, my station is to the right of the Supreme Bethel Guide and at the entrance of our Supreme Bethel. I represent the Inner Guards of our Organization who are alert and watchful, ever protecting the interests of our Bethels.**

SBHQ: Supreme Bethel Junior Custodian.

SB JUNIOR CUSTODIAN: (rises, faces SBHQ and nods) **Supreme Bethel Honored Queen, my station is at the left and west of the Supreme Bethel Junior Princess. (faces west) I represent the Junior Custodians of our Organization who willingly perform special duties assigned to them by their Honored Queens.**

SBHQ: Supreme Bethel Senior Custodian.

SB SENIOR CUSTODIAN: (rises, faces SBHQ and nods) **Supreme Bethel Honored Queen, my station is at the right and west of the Supreme Bethel Senior Princess. (faces west) I represent the Senior Custodians of our Organization who assist in various ceremonies and work in harmony with the Junior Custodians.**

SBHQ: Supreme Bethel First Messenger.

SB FIRST MESSENGER: (rises and nods) **Supreme Bethel Honored Queen, my station is in the Messengers' semicircle between the Supreme Bethel Treasurer and the Supreme Bethel Second Messenger. I represent the First Messengers of our Organization who, through the first message of Job's life, teach respect for the wishes of our parents and guardians.**

SBHQ: Supreme Bethel Second Messenger.

SB SECOND MESSENGER: (rises and nods) **Supreme Bethel Honored Queen, my station is in the Messengers' semicircle between the Supreme Bethel First Messenger and the Supreme Bethel Fifth Messenger. I represent the Second Messengers of our Organization who continue the story of Job's life teaching patience and a respect for knowledge.**

SBHQ: Supreme Bethel Third Messenger.

SB THIRD MESSENGER: (rise and nods) **Supreme Bethel Honored Queen, my station is in the Messengers' semicircle between the Supreme Bethel Chaplain and the Supreme Bethel Fourth Messenger. I represent the Third Messengers of our Organization who relate the temptations of Job and teach the value of responsibility to God and to all mankind.**

SBHQ: Supreme Bethel Fourth Messenger.

SB FOURTH MESSENGER: (rises and nods) **Supreme Bethel Honored Queen, my station is in the Messengers' semicircle between the Supreme Bethel Third Messenger and the Supreme Bethel Fifth Messenger. I represent the Fourth Messengers of our Organization who relate the triumph of Job and the reward for his faith in God.**

SBHQ: Supreme Bethel Fifth Messenger.

SB FIFTH MESSENGER: (rises and nods) **Supreme Bethel Honored Queen, my station is in the center of the Messengers' semicircle. I represent the Fifth Messengers of our Order who teach that "In all the land were no women found so fair as the Daughters of Job".**

SBHQ: Supreme Bethel Librarian.

SB LIBRARIAN: (rises, faces the SBHQ and nods) **Supreme Bethel Honored Queen, my station is at the right and west of the Supreme Bethel Senior Princess. (faces west) I represent the Librarians of our Organization who, with the selection of good literature, arts and sciences, share knowledge and lessons of life with their Bethels.**

SBHQ: Supreme Bethel Musician.

SB MUSICIAN: (rises, faces the SBHQ and nods) **Supreme Bethel Honored Queen, my station is at the instrument. (faces west) I represent the Musicians of our Organization who exemplify harmony expressed through accompaniment and song.**

SBHQ: Supreme Bethel Recorder.

SB RECORDER: (rises, faces the SBHQ and nods) **Supreme Bethel Honored Queen, my station is at the left and west of the Supreme Bethel Junior Princess. (faces west) I represent the Recorders of our Organization who record the Bethel activities in accurate form and leave histories of progress and good works.**

SBHQ: Supreme Bethel Treasurer.

SB TREASURER: (rises and nods) **Supreme Bethel Honored Queen, my station is south of the Altar. My duty is to give an annual report of the Supreme Bethel funds. I represent the Treasurers of our Organization who occupy positions of honor and truth.**

SBHQ: Supreme Bethel Chaplain.

SB CHAPLAIN: (rises and nods) **Supreme Bethel Honored Queen, my station is north of the Altar. My duty is to lead the devotions of our Supreme Bethel, to attend at the Altar and to perform any duties associated with my office. I represent the Chaplains of our Organization who lead our Bethel Daughters in prayer.**

SBHQ: Supreme Bethel Marshal.

SB MARSHAL: (rises and nods) **Supreme Bethel Honored Queen, my station is at the northwest entrance of the Supreme Bethel. I represent the Marshals of our Organization who display and care for the flags of their countries, assist the Guides in escorting members and guests and welcome new members.**

SBHQ: **Supreme Bethel Guide.**

SB GUIDE: (rises and nods): **Supreme Bethel Honored Queen, my station is at the southwest entrance of the Supreme Bethel. I represent the Guides of our Organization who escort members and guests, conduct new members during the Membership Ceremony and who work for the good of our Job's Daughters.**

SBHQ: **Supreme Bethel Junior Princess.**

SB JUNIOR PRINCESS: (rises, faces the SBHQ and nods): **Supreme Bethel Honored Queen, my station is at your left. (faces west) I represent the Junior Princesses of our Organization who preside during the ceremony of the First Epoch and assist their Honored Queens in promoting the welfare of their Bethels.**

SBHQ: **Supreme Bethel Senior Princess.**

SB SENIOR PRINCESS: (rises, faces the SBHQ and nods): **Supreme Bethel Honored Queen, my station is at your right. (faces west) My duty is to promote friendship in the Supreme Bethel and to assist the Supreme Bethel Honored Queen. I represent the Senior Princesses of our Organization who preside during the ceremony of the Second Epoch and stand prepared to assist their Honored Queens.**

SBHQ: **My station is in the East. It is my duty to appoint committees approved by the Chairman of the Supreme Bethel Committee and to preside over such other affairs as designated by the Supreme Bethel Committee and the Supreme Guardian. I represent the Honored Queens of Job's Daughters International who preside with dignity, courage, wisdom, and grace.**

Our Supreme Bethel Chaplain will lead us in prayer (*)**. The Musician plays appropriate music as the Supreme Bethel Chaplain approaches the Altar and opens the Bible. The Supreme Bethel Chaplain has three options for the Opening Prayer. She may use, use the Opening Prayer from the Ritual, the Lord's Prayer or present an original prayer. The original prayer must be submitted to the Supreme Bethel Guardian for approval. The decision of which prayer is used shall be made by the SBHQ, SBG and ASBG.

Option 1

SB CHAPLAIN: **Blessed Father, we thank You for the opportunity to meet together. Make us ready and eager to gather knowledge and wisdom that we may grow together to become confident young women. Give us faith to trust that You will always guide us and help us to be more accepting of others. We ask that you watch over us and help us learn**

to do your will. Amen. Musician plays appropriate music as the Supreme Bethel Chaplain returns to her station (*).

Option 2

SB CHAPLAIN: Our Father which art in Heaven, hallowed be thy name. Thy kingdom come. Thy will be done on earth, as it is in Heaven. Give us this day our daily bread. And forgive us our debts, as we forgive our debtors. And lead us not into temptation, but deliver us from evil. For Thine is the kingdom, and the power, and the glory, forever. Amen. Musician plays as Supreme Bethel Chaplain returns to her station (*).

Option 3

SB CHAPLAIN: Original prayer written by Supreme Bethel Chaplain. Musician plays as SB Chaplain returns to her station (*).

SBHQ: By virtue of the power given to me by the Supreme Guardian Council, I now declare the Supreme Bethel of Job's Daughters International, in session.

ESCORT AND INTRODUCTIONS

- Past Supreme Bethel Honored Queens- Escorted from their reserved seats (if not in the East), introduced and welcomed
- Honored Queens – Escorted and welcomed
- Past Honored Queens - Rise and welcomed
- Princesses and Past Princesses - Rise and welcomed
- Miss IJD - Escorted from her reserved seat (if not in the East), introduced and welcomed
- Supreme Bethel Guardian and Associate Supreme Bethel Guardian - Rise and introduced and welcomed
- Supreme Bethel Committee – Rise, introduced and welcomed

SBHQ: This completes Escort and Introductions. (*) The SB Guide and SB Marshal return to their stations and are seated.

ROLL CALL

SBHQ: Supreme Bethel Recorder, (rises) you will call the roll.
The Recorder calls the roll and is seated (*)

MINUTES

SBHQ: Supreme Bethel Recorder, you will read the minutes.

SB RECORDER: I move the minutes be approved as printed and distributed. The SBHQ will follow Parliamentary Procedure for a motion (*).

TREASURER'S REPORT

SBHQ: Supreme Bethel Treasurer, you will give your report.

SB TREASURER: There are approximately _____ Daughters present at this _____ Annual Session and their dues of \$ _____ per Daughter will be paid to the Supreme Guardian Council. These monies will be used by the Supreme Guardian Council Finance Committee to pay any expenses incurred by Supreme Bethel. (*)

CEREMONIES

- Degree of Royal Purple Ceremony
- Lily of the Valley Award Ceremony
- Majority Ceremony

COMMUNICATIONS

SBHQ: **Supreme Bethel Recorder, you will read the communications.**

SB RECORDER: **Supreme Bethel Honored Queen, [reads the communications or states] there are none.**

REPORTS

- a. Supreme Bethel Honored Queen (*)
- b. Supreme Bethel Officers (Optional)
- c. Supreme Bethel Representatives (Optional)

COIN MARCH

SBHQ: **We will now have the coin march. Those assisting will please proceed with the collection. The money received from the Coin March will be divided equally between the Miss International Job's Daughter and the Supreme Bethel Honored Queen for expenses during their term.**

NEW BUSINESS

SBHQ: **We will now have the draw for the Supreme Bethel Officers and Representatives.** The SBHQ will oversee the drawing according to the protocol determined by the SBHQ and the SB Committee.

OTHER BUSINESS

At the discretion of the SBHQ and the SB Committee

RECEIPTS OF THE MEETING

SBHQ: **Supreme Bethel Treasurer, you will read the receipts of the meeting.**

SB TREASURER: **The Supreme Bethel has received money from the coin march. It will be counted and distributed equally to the Miss International Job's Daughter and the Supreme Bethel Honored Queen. (*)**

BILLS

SBHQ: **Supreme Bethel Recorder, you will read the bills.**

SB RECORDER: **The disbursements have been handled as per the Bylaws. (*)**

LIBRARIAN'S REPORT

SBHQ: Supreme Bethel Librarian, you will give your report. The SB Librarian reads the Librarian's Report. (*)

PARENTS' AND GUARDIANS' PRAYER

SBHQ: Daughters you will rise. Supreme Bethel Chaplain, you will attend at the Altar. Appropriate music is played as the SB Chaplain attends at the Altar. When the SB Chaplain has knelt at the Altar all Daughters repeat the prayer. The SB Chaplain returns to their station. One rap of gavel (*).

PRESENTATIONS

- Awards
- Other approved presentations

REMARKS

- Supreme Bethel Guardian
- Associate Supreme Bethel Guardian
- Miss International Job's Daughter
- Supreme Bethel Honored Queen

CLOSING CEREMONY

SBHQ: The Supreme Bethel Officers and Representatives, over the past year, have worked diligently to foster friendship and engagement among Job's Daughters worldwide. Now as the term of office comes to a close, we part with the hope that in the year ahead the Daughters will renew their commitment to the principles and high ideals of this beloved Organization.

The Supreme Bethel Chaplain will lead us in prayer (*)**. Appropriate music will be played as the SB Chaplain approaches the Altar.

SB CHAPLAIN: Dear God, we ask you to bless Job's Daughters International, the Supreme Bethel and those assembled here today. May the new Officers and Representatives continue the good work of Job's Daughters throughout the world. Help us to carry the gifts of friendship and unity shared this week until we meet again. Amen. "Now Our Work is Over" is sung. The SB Chaplain closes the Bible as per Ritual and returns to her station. One rap of gavel (*).

SBHQ: All present, except the Supreme Bethel Officers and Representatives, will be seated until the Supreme Bethel Officers and Representatives have retired. The SB Custodians remove the chairs.

RETIRING MARCH

Formation and music as per ritual

SECTION F: Other Ceremonies

Degree of Royal Purple

1. This Degree is to be given only at the request of the Supreme or Grand Guardian.
2. The ceremony shall be given at the Annual Session of the SGC by the Supreme Bethel, the Annual Session of the GGC by the Grand Bethel, or at a regular Bethel meeting when requested by the Supreme or Grand Guardian.
3. If the Degree is to be given by the Supreme Bethel, Grand Bethel or Bethel, the Supreme Bethel Honored Queen, Grand Bethel Honored Queen, or Honored Queen shall be notified as soon as possible, and the speaking parts shall be distributed to the necessary officers.
4. The Chairman of the Degree of Royal Purple Committee shall prepare the certificates, arrange for the purchase of the roses, order the medallions, medals or pins and arrange for appropriate engraving. All items shall be available for presentation at the ceremony.
5. Recipients of the Degree of Royal Purple shall be seated with their Bethels or in reserved seats. If there is more than one recipient, they shall be seated on the North and South Marching sidelines.
6. The Medallions (medals or pins) may be in place beside the Altar before the ceremony.

HONORED QUEEN: Members and friends, we have assembled here to honor the Member[s] who [have/has] been especially generous in dedicating their time and efforts in promoting their Bethel[s] and Job's Daughters International. As Job's Daughters we are regarded as "The Fairest in the Land", but it is often easy to fall short of the mark. The Member who always displays faith, trust, responsibility, respect and love should be rewarded. It is with this in mind that we meet to confer the Degree of Royal Purple. Guide, and Marshal, you will escort the Member[s] who [are/is] to receiving the Degree of Royal Purple to the East Line facing west. Recipients rise. Guide and Marshal leave their stations in the west, turn right and left respectively to the North and South Marching Lines and march to the East collecting the recipients on the sidelines. Proceed with escorting the recipients to the East Line as per Ritual. All face west. Guide shall be given the recipients' names prior to the ceremony.

GUIDE: I have the pleasure to present _____, who [are/is] entitled to receive the Degree of Royal Purple. Recipients nod as name is given. Guide and Marshal then instruct the recipients to turn and face the Honored Queen.

HONORED QUEEN: The purpose of Job's Daughters is to teach young women to live responsibly, morally and honestly. The Book of Job is a strong foundation upon which to build this training for it deals with a real person, a imperfect human

being, Job. By studying the trials and triumphs of this man, we hope to discover how to direct our own lives so that we may receive our final reward. Honored Queen is seated. The Princesses and Custodians rise. The Custodians take the Dove and Urn from the pedestals, turn to the center, turn east and ascend the dais. Junior Custodian stands on the left of the Junior Princess and Senior Custodian stands on the right of the Senior Princess. They hand the Urn and the Dove to their respective Princesses.

JUNIOR PRINCESS: Upon receiving the Degree of Royal Purple, you will be given a medallion (medal or pin). It is engraved with a figure of a Junior Princess holding a white Dove as I do now. This is meant to remind you of the lessons of the First Epoch. Remember always to be patient and earnest in your work, and as Job endeavored to teach his children to live according to God's will, may you also continue being diligent in conveying his love and peace.

SENIOR PRINCESS: On your medallion (medal or pin) you will also find pictured, a Senior Princess holding the Urn of Incense. It symbolizes the important lessons of the Second Epoch, the story of Job's anguish and suffering, and the final triumph of his faithfulness. If you ever begin to doubt that there is a God, study the soft colors of the sunrise or the fragrant beauty of a rose, and your faith will be renewed. The Princesses return the Dove and the Urn to the Custodians who descend the dais, replace the Dove and the Urn on the pedestals and return to their stations. Princesses and Custodians are seated at the same time as the Princesses.

HONORED QUEEN: Rises and takes the Horn of Plenty in her hands: With the two Princesses, your medallion (medal or pin) also has engraved upon it an Honored Queen holding the Horn of Plenty. You have learned and lived well the teachings of the First and Second Epochs. Even now, as we gather in your honor, there remains one final lesson: that of reward. Return Horn of Plenty to podium. **We hope that by receiving this Degree, you will be inspired to continue in your devotion to our beloved Organization. Let this moment serve as a reminder that all individuals are equal in worth and dignity. Above all, you should strive to uphold the high ideals you represent, that by your example others may be encouraged to live a life worthy of the Degree of Royal Purple. Guide and Marshal, you will escort our member(s) west of the Altar.**

The Guide marches to the South Marching Line, turns and marches west to the Altar Line, turns north past the Treasurer's chair and continues in front of the Altar, turns left between the Altar and Chaplain's chair then leads into the semicircle and walks toward the 1st Messenger's chair, stops and faces east. The Guide and the Marshal take one step back.

HONORED QUEEN: Our chaplain will lead us in prayer. (*)**

The Musician plays, "Sweet Hour of Prayer" or other appropriate music as the Chaplain attends at the Altar.

CHAPLAIN: Dear Lord, we ask that special blessings rest upon all the recipients of the Degree of Royal Purple. May the new recipient[s] of this award be truly grateful for the honor which has been bestowed upon them today. The joy of work well done has been experienced by [this/these] member[s]. May we all learn from their example and become useful messengers of Your peace. Amen.

The Musician plays appropriate music as the Chaplain returns to her station (*). Princesses with certificate(s) and rose(s) descend from the dais and proceed side by side to the Altar Line.

JUNIOR PRINCESS: This certificate represents the love and appreciation of those with whom you have worked, and the years spent in your association with Job's Daughters. The Junior Princess enters the semicircle between Altar and Treasurer's station, presents the certificate(s) and returns to her position east of the Altar.

SENIOR PRINCESS: May the beauty of this (these) rose(s) remind you of the beauty of the lessons you have learned in this Organization. The Senior Princess enters the semicircle between Altar and Chaplain's station, presents rose(s) and returns to her position east of the Altar. The Princesses step back three steps, turn together, march to the East, ascend the dais and are seated. The Honored Queen carrying the gavel and medallions (medals or pins) descends to the Altar Line.

HONORED QUEEN: I now present you with the medallion (medal or pin) of the Degree of Royal Purple. May you always wear it with grace, dignity and humility, with your character continuing to reflect the lessons you have learned in Job's Daughters. The Honored Queen enters the semicircle between the Altar and the Chaplain's station. She places the medallions (medals or pins), one by one, around the recipients' necks or presents pins to the recipients and then returns to her station.

SPECIAL MUSIC. (Optional) (***)

HONORED QUEEN: Members and friends, [these/this] member[s] [have/has] proven themselves to be deserving of your respect and admiration and I would ask that you now join me in extending to them a very hearty congratulations.

Applause (*).

Guide and Marshal, you will escort [them/her] to the sidelines. Guide and Marshal escort the recipients to the sidelines or reserved seats and then return to their stations (*).

Lily of the Valley Award Ceremony

HONORED QUEEN: **Members and friends, we have assembled here to honor the Daughters who have continued to remain active within our beloved organization. They have continued to show unselfish devotion to our Organization, and it is through loyal dedication such as this that our Organization shall continue to prosper and grow.**

[An appropriate poem or musical selection may be offered at this time.]

HONORED QUEEN: **Guide and Marshal, you will escort the Daughter(s) who are entitled to this high honor to the East Line.** Instruct Daughters to face the Honored Queen.

GUIDE: **Honored Queen, I have the pleasure of presenting [name(s)] who, through unselfish love and devotion to our Organization, [has/have] been chosen for this Award.**

HONORED QUEEN: **We welcome you here for this, your special [night/day]. It is far too seldom that we are able to pay such a high honor to someone who is one of “the Fairest in the Land.” Before we proceed with our ceremony, we will ask the blessing of our Heavenly Father. Guide and Marshal, you will escort [this/these] Daughter(s) west of the Altar.** They turn and march single file north to the North Line, west to Altar Line, south on Altar Line to position between Altar and Chaplain’s chair, west around the Altar. Music: “I’ll Walk With God”, or approved music

Chaplain, you will attend at the Altar (*)**. Guide and Marshal cause the Daughter(s) to kneel then step back one step. All Daughters and Majority Members assume the attitude of prayer as the Chaplain kneels.

CHAPLAIN: **Our Father, we pray that precious memories will rest upon us in this hour as we honor the Daughter(s) who [has/have] shown continual love and devotion to our beloved Organization. May the unselfish loyalty demonstrated by them continue through their lives and may the example of their character shine brightly in the valued friendships they have created. We ask this in Your name. Amen.** Chaplain returns to station (*).

HONORED QUEEN: **Guide and Marshal, you will escort [this/these] Daughter(s) to the East Line and cause [her/them] to face west to receive words of tribute from our five Messengers.** Leave Altar single file between Treasurer and Altar, go to Altar Line, turn and march north to North Line, then east to East Line, south on East Line to a position in front of the Honored Queen, turn and face west.

FIRST MESSENGER: (Rises) **You are a Job’s Daughter, one of the fairest in the land, blessed with a smile and a helping hand.** First Messenger is seated.

SECOND MESSENGER: (Rises) **Your thoughts are unselfish; with a heart of gold. You've upheld the laws and rules of our organization we are told.** Second Messenger is seated.

THIRD MESSENGER: (Rises) **When life was too fast, everyone in a hurry, your patience came forth, advising us not to worry.** Third Messenger is seated.

FOURTH MESSENGER: (Rises) **With your faith in God above, you gave your special gift of love.** Fourth Messenger is seated.

FIFTH MESSENGER: (Rises) **When your great reward is near, your love of God leaves nothing to fear.** Fifth Messenger is seated. Guide and Marshal turn the Daughters to face East

HONORED QUEEN: (Rises) **Daughter(s), you have heard the tributes from our Messengers that all associated with this Organization confer upon you and hope that we too, someday, may be found worthy of such a high honor. As we, the three principal officers in the East represent the three Daughters of Job, it is fitting that we bestow the honors of this Award upon you.**

Junior Princess, what honor do you give? Honored Queen is seated.

JUNIOR PRINCESS: (Rises) **I present to you this certificate of appreciation showing respect for your dedication and devotion to this beautiful Organization.** Descends dais, reads each name as she hands out certificates. Returns to station and is seated.

HONORED QUEEN: (Rises) **Senior Princess, what honor do you give?** Honored Queen is seated.

SENIOR PRINCESS: (Rises) **I present you with another token of our pride in you. This symbolic flower, the Lily of the Valley, is meant to be a reminder of our Organization's motto, "Virtue is a quality which highly adorns woman."** Descends dais, presents each with flower, returns to station and is seated.

HONORED QUEEN: (Rises) **Finally, I have the honor of bestowing upon you the medallion, which represents this Award of high achievement. May you ever wear it as a symbol of our love and admiration for you, a true Daughter of Job, "the Fairest in all the Land."** Descends the dais, places the medallions around each Daughter's neck. Returns to her station.

Guide and Marshal, you will cause the Daughters to face west (*)
Members and friends, I now present to you our newest recipient(s) of the "Lily of the Valley Award." Please join me in extending her (them) a very hearty**

congratulations. (Applause) Chaplain, you will attend at the Altar.

CHAPLAIN: Father, we ask your blessings upon our Lily of the Valley recipients. Walk with them, comfort them, be with them every step of their journey through life. In your precious name, we pray. Amen. Closes Bible and returns to station (*).

HONORED QUEEN: Guide and Marshal, you will escort this (these) Daughter(s) to the seat(s) reserved for her (them). Guide is followed by the recipients and the Marshal in single file order. March south on the East Line to reserved seats. Guide and Marshal then return side by side on South Marching Line to the west and their seats.

HONORED QUEEN: This concludes our Lily of the Valley Award ceremony. (*)

Ceremony for Prospective Members and their Parents

The information contained in this ceremony is intended for use in an open Bethel meeting to inform prospective members and their parents about JDI, its ideals, principles and teachings. By providing a ceremony that explains our Order, prospective members receive a positive introduction to Job's Daughters. This first exposure may help to alleviate concerns and create a sense of trust and understanding of what members gain from Job's Daughters. It is advisable that this ceremony be just one part of the entertainment for this event. Coupled with a fun activity, the prospective member and her parents will see the breadth of what Job's Daughters has to offer. Of course, be sure to have Applications on hand to distribute at the conclusion of the event. The Officers and Choir shall wear Official Regalia, follow established lines for floor work, and assume the Attitude of Prayer when necessary. The Bethel Room shall be prepared as for a regular Bethel meeting. The National Emblem and Bethel Flag should be placed in the Preparation Room.

This ceremony is the first impression on the prospective members and their parents. Therefore, it is important that all Officers have their parts memorized. Bethel Guardian, Associate Bethel Guardian, and Choir enter as per Ritual for the opening of a regular Bethel meeting.

BETHEL GUARDIAN: **Bethel No ... of (City), (State, Province, Territory or Country) of Job's Daughters International is about to convene for a special open meeting. We invite all those present to remain, so that you may become familiar with the lessons that are offered to young women in Job's Daughters.** Bethel Guardian nods to Musician to begin "Open the Gates of the Bethel". Officers enter as per Ritual. When Officers are in position, the Honored Queen continues.

HONORED QUEEN: **Marshal, (rises) you will retire and present the flag of our nation west of the Altar.** As Marshal retires, the Honored Queen explains the raps of the gavel to prospective members. As Marshal enters Bethel Room with flag, three raps of gavel (***). Marshal uses regular lines of march. When the flag is in position, Honored Queen continues.

HONORED QUEEN: **I present our country's flag, born in freedom, cradled in independence by the pioneers of a glorious country. It has been the symbol of a nation in its vicissitudes as well as its glories. It has been an inspiration to the hearts, minds, and souls of all who desire to be free. May it ever be borne aloft in the defense of every righteous cause. May our hearts be filled with all that it signifies as we rally to its support, and may we, as citizens of this nation, ever follow it with honor and in peace. Marshal, place it in the East at the right of the Senior Princess.** Marshal uses regular lines of March. When Flag is in the East, Honored Queen continues. Pledge may be omitted if it is not the custom of the government.

HONORED QUEEN: **All citizens of (Country) will join in pledging allegiance to the flag.** As Marshal turns to return to her station, Honored Queen sounds one rap of gavel

(*). After descending dais, the Marshal stops and turns toward the prospective members.

MARSHAL: You have witnessed just one of the primary lessons of Job's Daughters: respect for our country, its laws, those who have made possible the wonderful freedoms we enjoy today, and respect for our flag - the symbol of our Great Nation. Throughout our lives, this lesson becomes the binding thread that holds the very fabric of our values together. Marshal returns to her station and is seated.

HONORED QUEEN: Marshal (or Bethel Flag Bearer) (rises), **you will retire and present the Bethel Flag west of the Altar. When the Flag** is in position, Honored Queen continues.

HONORED QUEEN: Daughters, you will rise and join with me in singing the Bethel Flag Song. Daughters rise, turn toward the flag, and sing the song. **Marshal** (or Bethel Flag Bearer), **place the Bethel Flag in the East.** Marshal (or Bethel Flag Bearer) follows regular lines of march to present flag in the East. (*).

When Marshal (or Bethel Flag Bearer) is at foot of dais, she turns toward the prospective members and says:

MARSHAL (or **BETHEL FLAG BEARER**): **Our Bethel Flag represents our Order. The purple, which is the basic color of Job's Daughters, stands for the highest ideals of life. The white symbolizes purity, and the triangle is the emblem of our Order.** Marshal (or Bethel Flag Bearer) returns to her station and is seated.

HONORED QUEEN: (rises) **Our Chaplain will lead us in prayer.** (***)
Chaplain attends at the Altar as per Ritual.

CHAPLAIN: Oh, merciful and loving Father, we come to You in faith, knowing that You will hear and answer our prayer. Be very near to us in this hour and let Your blessings rest upon us as we humbly seek to do Your will. Help us to see clearly the power and influence of a beautiful and womanly life. And, as we labor for the highest ideals of life, may union and harmony prevail as we strive to become more gracious and loving, more faithful and patient day by day, and thus complete the foundation of a useful and perfect life. We ask in Your name. Amen. All Daughters respond by saying "Amen". Chaplain rises, returns to her station. Recorder assumes place at the Recorder's desk. (*).

Chaplain is not seated. She turns to the prospective members and says:

CHAPLAIN: We learn that if we live in accordance with the teachings of our Creator, we will be enriched. We gain insights on what is expected of us by studying the Bible and talking with God through prayer. While I am at the Altar, all members of Job's Daughters assume the Attitude of Prayer which is given by

bowing the head and placing the open hands palm to palm, fingers pointing upward. Chaplain demonstrates Attitude of Prayer and is seated.

HONORED QUEEN: In the name of our Lord and by virtue of the power vested in me by the [Supreme/Grand] Guardian Council, I now declare Bethel No ... of (City), (State, Province, Territory or Country) of Job's Daughters International assembled for an Open Meeting (*).

HONORED QUEEN: Recorder, (rises) you will read the Special Dispensation.
Recorder reads the Special Dispensation and is seated.

HONORED QUEEN: We have invited you here to witness this special ceremony that explains the ideals, principles and teachings of Job's Daughters International which serve as guideposts for life. As the Job's Daughters motto states, "Virtue is a quality which highly adorns woman". During this ceremony, we will provide information that will describe our Order, and give you a better understanding of Job's Daughters.

This is considered an Open Meeting. Usually, our meetings are closed, which means that the only persons who can attend are members of Job's Daughters, their parents, step-parents, grandparents and guardians, Master Masons in good standing, or women at least 20 years of age who are either the wife, daughter, granddaughter, mother, sister, half-sister, or widow of a Master Mason. Additionally, a woman who is a member of an adult organization basing its membership requirements on a Masonic relationship or if married, is eligible to membership in such an organization, Majority Members, and the husband of a Majority Member of Job's Daughters can also attend meetings.

All of our regular meetings follow the form outlined in our Ritual - this small purple book. (Holds up Ritual.) Each member becomes very familiar with its contents. When she holds an office, she learns certain parts that she presents at meetings of our Bethel. This is an excellent means to gain poise and experience before groups. At this point, you are probably wondering how our organization began. Our Senior Princess will explain. Honored Queen is seated. Senior Princess rises and faces the prospective members.

SENIOR PRINCESS: Job's Daughters International was founded in Omaha, Nebraska in 1920 by Ethel T. Wead Mick. When she was a child, her mother urged her to be like the daughters of Job, who are described in the Book of Job, Chapter 42, Verse 15, "and in all the land were no women found so fair as the daughters of Job; and their father gave them inheritance among their brethren". Today, this Bible verse is the source of the principles of our Order. Little did Mrs. Mick know that she would create an organization that today reaches across the United States, into Canada, the Philippines, Australia and Brazil, and has touched the lives of young women from all walks of life.

The fundamental object of Job's Daughters International is to band

together young women for spiritual and moral upbuilding, to inspire the desire for knowledge, to teach love of Country and Flag, love of home, respect for parents and elders, and reverence for the Holy Scriptures. That tie to the Holy Bible is the foundation of our every action. Now, our Junior Princess will explain the significance of our work. Senior Princess is seated. Junior Princess rises and faces the prospective members.

JUNIOR PRINCESS: Nothing is more fitting during the developing years of a young woman than the lessons that can be learned from the Book of Job. We learn that throughout life, from early childhood to old age, we encounter many trials and tribulations that will test our faith.

The drama of Job, which unfolds as he faces calamities, is portrayed in our lessons, symbols and songs. As these are unveiled during our ceremonies, all in attendance are inspired by the story and its message for us as we confront the challenges of daily life. Our reliance on the Holy Bible as the source of strength in our lives, is most evident in the story of Job and the watchwords we learn. Members of Job's Daughters are given symbolic words that are only shared with other members of the Order. These are representative of the lessons in the story of Job that are taught during the Membership Ceremony. Junior Princess is seated. Honored Queen rises.

HONORED QUEEN: Therefore, it is important that we, as Job's Daughters, ever strive to be the "Fairest In All The Land". And, we also must remember our Masonic relationship, as it states in the 15th verse of the 42nd Chapter of Job, "... and their father gave them inheritance among their brethren". To us, this has a special meaning. Our relationship to the Masonic fraternity comes from being related to a Master Mason, related to a Majority Member of Job's Daughters or sponsorship by a Master Mason. Job's Daughters International is the only organization which requires this close relationship with the Masonic fraternity which creates a special bond with their members and ideals. This ties us closely to the Masonic fraternity. Some of you may not be familiar with Master Masons. The five Messengers will now relate the history of Masons and why Job's Daughters have such a strong bond between its members and Master Masons. Honored Queen is seated. The Five Messengers rise and present their parts, each in turn, then are seated.

FIRST MESSENGER: The origin of Freemasonry is said to date back to a time before the Christian era. Masonic tradition informs us that in the middle of the 17th Century, a group of skilled builders banded themselves together for the protection of their craft and the prosperity of their skills. They worked under their own government and traveled freely from place to place as work required. They were believed to be the builders of the magnificent edifices of the medieval period of cathedral building in Europe and are said to be the first "Master Masons".

SECOND MESSENGER: Some years later at the Goose and Gridiron Alehouse in London, England, on June 24, 1717, four Lodges publicly acknowledged the existence of the Masonic fraternity and formed the first Grand Lodge. The lofty moral principles, noble ideals and manly virtues of those who were known to be members of the Society, attracted men of prominence in the Church and the State whose high character and fine attainments had made them distinguished. This is the recorded history of Freemasonry as it is known today.

THIRD MESSENGER: Persecuted by the Church and the State because of its successful efforts to promote free thinking and lofty ideals, Freemasonry's pages in history became smeared with the blood of martyrs who gave up their lives that the Order might survive. Its history also has many pages covered with the records of deeds well done; of bonded men set free; of mercy and goodwill to all mankind.

FOURTH MESSENGER: A noted writer on the subject of Freemasonry tells us that the great secret of this fraternity is that it makes men aware of the divinity and goodness within themselves. A Mason's whole life takes its meaning and direction from this divine spark of goodness. This same writer says, "A man is a Mason, when he can look over the rivers, the hills, and the far horizon with a profound sense of his own littleness in the vast scheme of things, and yet has faith, hope and courage which is the root of every virtue."

FIFTH MESSENGER: The high ideals of this great Masonic fraternity that we revere, and honor are revealed in this quotation from The Veil of Isis; "The doctrines of Masonry are the most beautiful that are possible to imagine. They breathe simplicity of the ages, animated by the love of a martyred God. That word which Puritans translated "Charity", but which really is "Love", is the keystone which supports the entire edifice of this mystic science. Love one another, teach one another, help one another. This is our doctrine, all our science, all our law. We have no narrow-minded prejudices; we do not debar from our society this sect or that sect. It is sufficient for us that man worships God no matter under what name or in what manner. It is impossible to be a good Mason without being a good man."

HONORED QUEEN: Among those principles which we hold most dear is the democratic structure of our organization. The members preside over the business and other affairs of the Bethel and are responsible for implementing and taking part in all activities. From this, we learn leadership and the rights and privileges that are ours if we do our part in a democratic society. We are under the supervision of an adult advisory group, comprised of nine members and known as the Bethel Guardian Council. The top two authorities are the Bethel Guardian and Associate Bethel Guardian. Honored Queen is seated. Senior Princess rises.

SENIOR PRINCESS: We call this group of members and our meeting place a "Bethel" which means "Holy Place". When we enter our Bethel, everyone is equal. This is an important tenet in our beliefs. Regardless of one's status outside, when within the Bethel, we practice the belief that we all are of equal importance in life. You will notice that we all wear identical white Grecian robes to express this equality. Robes such as these were worn at the time of Job. Senior Princess is seated. Junior Princess rises.

JUNIOR PRINCESS: Our colors, purple and white, also represent important lessons. Purple is the symbol for royalty. True royalty is founded in nobility of character, made up of virtuous habits and thoughts. Kindness, patience, thoughtfulness, willingness and many other virtues are essential to noble character. White in all ages has been deemed an emblem of purity and a symbol of joy. We wish for all our members the joy of all good things and finally the greatest joy of all, that of work well done and a life well spent. Junior Princess is seated. Honored Queen rises.

HONORED QUEEN: I, as the Honored Queen, am elected to this position by the members, and I preside over all meetings of the Bethel and serve as their leader. I represent Keren Happuch, the third daughter of Job, whose name stands for plenty or abundance. God rewarded Job with the richest blessings after Job maintained a steadfast faith in God, despite the worst possible trials. The emblem of the Honored Queen is the Horn of Plenty which symbolizes the triumph of Job. All Officers serve a term of six months. Four other Officers are elected by the members: the Senior Princess, Junior Princess, Guide, and Marshal. They will now explain their duties, beginning with the Senior Princess. Honored Queen is seated. Senior Princess rises.

SENIOR PRINCESS: As the Senior Princess, I conduct the ceremony of the Second Epoch. I represent Kezia, the second daughter of Job, whose name stands for prayer, a constant reminder of Job's great faith in God. The emblem of this office is the Urn of Incense which symbolizes prayer. The name Kezia means incense. Senior Princess is seated. Junior Princess rises.

JUNIOR PRINCESS: As the Junior Princess, I conduct the ceremony of the First Epoch. I represent Jemima, the first of Job's three daughters. Purity and truth are my watchwords for all members, to which we should remain faithful in our every thought, word, and act. The emblem of this office is the Dove, which teaches us to be steadfast and seek strength from above. It symbolizes purity and truth. The name Jemima means Dove. Junior Princess is seated. Guide rises.

GUIDE: I am the Guide. My responsibilities are to lead initiates as they learn the story of Job, and how it applies to us today. I also escort distinguished guests to the East for introduction during our regular business meetings. Guide is seated.

Marshal rises.

MARSHAL: My office is the Marshal. I am charged with caring for the flag of our country and displaying it. I also assist the Guide in leading initiates and escorting distinguished guests. Marshal is seated. Honored Queen rises.

HONORED QUEEN: The remainder of our officers are appointed by the Honored Queen. They will now describe the responsibilities of their offices. Each officer rises, presents her information, and is seated.

LIBRARIAN: I am the Librarian. It is my duty to expose the Bethel to literature, arts and sciences. Our Order is built upon the Open Book, and we should abide by its lessons.

SENIOR CUSTODIAN: I hold the office of Senior Custodian. I help in caring for the properties of the Bethel. We must remember that humble service is of the same importance as greater deeds.

JUNIOR CUSTODIAN: As Junior Custodian, I, too, take care of the properties and assist in setting up the Bethel Room. The performance of humble tasks in life will be rewarded with those of greater importance.

RECORDER: I am the Recorder. I note all proceedings of the Bethel. This office exemplifies the need for all of us to act in such a manner as we would want it recorded in our Book of Life.

MUSICIAN: In my position as Musician, I play the piano (organ) during the meeting. The Musician symbolizes the need for harmony in our organizations.

CHAPLAIN: As the Chaplain, I represent devotion, religion, and reverence. As such, I lead members in prayer. The Altar is located in the center of the Bethel Room, upon which rests the Holy Bible. It reminds us that the teachings of God must serve as the center of our lives.

TREASURER: I hold the office of Treasurer. I am responsible for the funds of the Bethel and keeping an accurate account. We learn that honesty is the basis of our character.

FIRST MESSENGER: I am the First Messenger. Together with the other Messengers, I explain the story of Job and his trials and tribulations. I represent respect for our parents and guardians, and our charge to serve as examples for our friends.

SECOND MESSENGER: I am the Second Messenger. I remind our members that

as we gather knowledge, we must be aware of the trials that life can present us.

THIRD MESSENGER: As the Third Messenger, I emphasize our responsibility to God and all mankind no matter what our station in life.

FOURTH MESSENGER: I am the Fourth Messenger. I represent the quality of righteous service that was displayed by Job.

FIFTH MESSENGER: I am the Fifth Messenger. I stress the need to work to reach our fullest potential in life. From the Five Messengers, members learn the basic ingredients that make our lives happy and fulfilling.

INNER GUARD: I serve as Inner Guard. As such, I respond to warnings from the outside. This teaches us to be alert to temptations from the world around us.

OUTER GUARD: In the position of Outer Guard, I prevent interruptions of the Bethel Meetings. This reminds us that we should ever be on guard against sin.

CHOIR: We, the members of the Choir, share an equal responsibility with the Officers. Becoming accomplished in the art of music is one of the highest achievements in life. The melody of our song resounds in the hearts and lives of our Job's Daughters.

HONORED QUEEN: You have heard the responsibilities and the lessons that Job's Daughters apply to their daily lives. As you can see, we strive for nothing but the best in our every action. Job's Daughters accept these charges with humility and determination. It is the goal of each of us that our lives reflect traits represented here.

We also have a lot of fun. Outside the Bethel, we hold many activities which give us a chance to develop long-lasting friendships. Together, we share the excitement of growing up, and we plan a number of events throughout the year that let us share many special moments. Our Order aims to provide a well-rounded experience for its members in all facets of life. This better prepares us for handling the situations and decisions that await all of us for the rest of our lives. But most importantly, we share a special love for one another that is fostered by the close bond that Job's Daughters offers to each one of us. It's a distinctive opportunity. It's one that our members cherish forever. And it can be yours.

Through this special ceremony, we have tried to answer many of the questions that commonly are asked of us. If you have additional questions, please feel free to ask any one of us after the close of the meeting. Each of you will be given an Application for Membership which we will gladly help you fill out.

During the many years of the existence of Job's Daughters, our Order has been assisted by some very special people. We take time at each meeting to

honor them. I would like to present to you the beautiful people who have helped us reach the heights we enjoy today.

Proceed with Escort and Introductions as per Ritual but eliminate Honors. Introduce the prospective members and their parents. A token gift may be presented to the prospective members (*).

HONORED QUEEN: **Remarks.** Honored Queen calls on Bethel Guardian, Associate Bethel Guardian, and others who may have a special message for the prospective members (*).

HONORED QUEEN: **Closing Ceremony. Chaplain, you will attend at the Altar (***)**. Chaplain attends the Altar, as per Ritual.

CHAPLAIN: **Our Father in Heaven, we thank You for Job's Daughters International. Ever keep us mindful of the valuable lessons of our Order so that we may always be "The Fairest in the Land". We ask for Your blessing on those who are present here today. May the beauty of our Order shine in their hearts. Instill in us the patience and faith of Job as we depart here to go our various ways. Guide us all in a life that better serves You. Amen.** All Daughters respond by saying "Amen". Chaplain reverently closes the Bible as appropriate music is played. She returns to her station.

HONORED QUEEN: **All present will please be seated until the Officers and Bethel Choir have retired.** Custodians remove chairs as per Ritual. One of the closing formations is performed as per Ritual.

BETHEL GUARDIAN: **This concludes our Ceremony.**

March music for officers to retire as per Ritual. It is nice to have the prospective members view the Closing Formation from the East Line, then the Officers can greet them similar to the way new members are greeted after the Membership Ceremony.

Ceremonies for Jobies to Bee

a. Jobie to Bee Ceremony

- This Ceremony is to be performed at an open meeting, with the purpose of a Beehive institution or Adoption/Welcome new Jobies-to-Bee, or promotional event where children may attend.
- Items needed for the ceremony: A white flower, a purple flower, flower crown, bee sash (or other appropriate item to designate the girl is a Jobie-to-Bee), and certificate.
- In case of a Beehive institution, at the end of the ceremony the Beekeeper may be introduced.

HONORED QUEEN: Guide and Marshal you will retire and escort those who are to participate in the Jobie-to-Bee ceremony into the Bethel room.

Guide with Jobie-to-Bee(s) followed by the Marshal enter the Bethel Room through the Preparation Room door, walk east on the North Marching Line to the East Line and assemble the Jobies-to-Bee on the East Line facing east.

GUIDE: (Faces Honored Queen) Honored Queen, I have the pleasure to present _____(introduces all Jobie(s)-to-Bee)_____, who are entitled to become a Jobie-to-Bee.

HONORED QUEEN: We are excited for you to have an active membership in our Order. You are about to go through an important milestone on your journey though Job's Daughters. This time has been set apart in order that we may confer this Jobie-to-Bee Ceremony as a heartwarming gift of friendship. We hope that as you go forth in school and your daily activities, you will be guided by the lessons you receive during today's ceremony and all the other things you will encounter when you soon become a Job's Daughter. Before the Altar you will take a special promise and receive your first lesson in our beautiful Order. You will now be escorted to the Altar to recite this promise and receive our Officers gifts of love and friendship. Guide and Marshal you will conduct the Jobie-to Bee west of the Altar. Guide turns right on the East Line to the South Marching Line, then west to the Altar Line. She turns right on the Altar Line and then turns left between the station of Treasurer and the south side of the Altar. The Guide and Marshal assemble the Jobie(s)-to-Bee between the stations of the First and Third Messengers. All face east. Chaplain you will attend at the Altar. The Chaplain attends the Altar in the usual manner. The Chaplain and the Jobies-to-Bee remain standing and place their right hand over their heart. Guide and Marshal will place their hands over their hearts, but will not repeat the pledge.

CHAPLAIN: Being a Jobie-to-Bee is a great privilege and an extra special and

important job. You will repeat after me the Jobie-to-Bee promise.

I promise - that I will prepare - to become a Job's Daughter - by respecting my parents - by being a true friend - to all my Job's Daughter Sisters - and by spreading love, - peace and happiness - wherever I may go. - I promise that I will strive to be - the best Bee - that I can be.

The Guide and Marshal walk to the east side of the Altar with the Bees between them.

GUIDE: First Messenger, what do you hope to share with these Bees?

FIRST MESSENGER: Friendship is special and something all Job's Daughters share. It's the job of each Jobie-to-Bee to offer a smile and show that she will always care. Remember to show kindness and make friends with each thing that you do.

MARSHAL: Second Messenger, what quality do you have for our Bees today?

SECOND MESSENGER: We learn to honor our parents and guardians in every thought word and feat. Job's Daughters teaches us to respect each and every person we meet. Respect for our parents is a quality which each Jobie-to-Bee must contain.

GUIDE: Third Messenger, what trait do you have to give these Bees?

THIRD MESSENGER: Truth is important all the way from youth through old age. The Job's Daughters Ritual focuses on honesty through the very last page. As a Jobie in training remember to never gossip or lie as you are never too young to see that honesty is a quality we all should live by.

MARSHAL: Fourth Messenger, what are you most proud of that Job's Daughters do?

FOURTH MESSENGER: Within Job's Daughters we focus on charity and caring for those in need. One cannot help but smile after accomplishing a good deed. A Jobie-to-Bee should remember to give back with kindness every day. For charity is the gift that keeps giving in each and every way.

GUIDE: Fifth Messenger, what blessing do you hope these Bees carry though life?

FIFTH MESSENGER: Love is a quality each Job's Daughter holds close to her heart. Within our Order we see love all the way to the end from the very start. As a Jobie-to-Bee this room has unconditional love just for you. And we hope that your hearts are abundant in love.

MARSHAL: Treasurer, what do you have to say?

TREASURER: Job's Daughters shows us it is better to be rich in love than in gold, because friendship's the most important thing anyone can hold.

Guide followed by the Bees and the Marshal, turns left, marches to the South Marching Line, then turns left and marches to the East Line where they assemble, centered across the East Line and facing east.

MARSHAL: Librarian, what words do you have to offer these Bees?

LIBRARIAN: Job's Daughters teaches us to live a balanced life, to enjoy literature, arts and science and never lose sight of God even when facing strife.

GUIDE: Musician and Recorder what lessons do you have for our Bees?

MUSICIAN: Never forget the importance of song; a positive melody can keep you smiling all day long.

RECORDER: Side by side or miles apart, Job's Daughters will give you both friends and sisters who will be dear to your heart.

MARSHAL: Junior and Senior Custodian what qualities do you have to offer?

JUNIOR CUSTODIAN: I offer you the quality of patience in your everyday life. Patience is a quality a Daughter needs in school, fundraising and when facing strife.

SENIOR CUSTODIAN: Faith is the quality I offer you, to hold high your beliefs and values is something our Order strives to teach.

GUIDE: Honored Queen, these Bees have heard the good words and wishes of our Officers and I now present them to you.

HONORED QUEEN: Junior and Senior Princesses, have you something to offer these future Daughters?

JUNIOR PRINCESS: May you always remember the lessons taught in this ceremony. I represent Jemima, one of Job's three daughters. May purity and innocence remain faithful to your every thought, word and act. I give you a white flower, an emblem of purity.

SENIOR PRINCESS: I represent Kezia, the second daughter of Job. Though you are still young, your beauty this evening (morning or afternoon) shines eternally and it's apparent you are truly the "fairest in all the land". I present to you this

purple flower representing royalty and power.

HONORED QUEEN: This ceremony marks a very important moment in your Job's Daughter career. May the blessings of Friendship, Honor, Truth, Charity, and Love enhance your lives. Your experiences and Job's Daughters sisters will sweeten each passing day. I now present you with your certificate and Jobie-to-Bee Sash. I hope you wear it with dignity and grace as becoming a future Job's Daughter. Guide and Marshal please escort our Jobie(s)-to-Bee to their seats. Guide, followed by the Bees and Marshal, marches west on the North Marching Line to sit with their families unless seats have been reserved specifically for them. At this point, if in case of a beehive institution, the Honored Queen may present the Beekeeper, and either the Honored Queen continues with the business at hand for the promotional event or she calls for Closing Ceremony, raps the Officers up and they close per the Ritual using the Triangle formation and the Mizpah Benediction.

b. Seeds of Promise

A ceremony for Job's Daughters-to-Be

SUGGESTIONS:

1. A tiny live rosebud for each Job's Daughter-to-Be (JD2B).
2. Seat the Job's Daughter-to-Be on South in section just east of Altar line.
3. If you have other JD2B, they could sing "I am a Promise".

HONORED QUEEN: (rises) When our organization was started by Mrs. Ethel T. Wead Mick in Nebraska in 1920, she called her Job's Daughters "Buds of Promise". Tonight, we welcome our Job's Daughter(s)-to-Be, she is (they are) the Seeds for the Buds of Promise. Guide and Marshal, you will escort our Job's Daughter(s)-to-Be, west of the Altar. Honored Queen is seated. Guide and Marshal proceed on South Marching Line to where JD2B are seated. Guide nods for JD2B to follow her, Marshal follows JD2B. Guide marches to Altar line, turns north, to a point between the Altar and Chaplain's station, turns west, and positions JD2B behind Altar.

GUIDE: Honored Queen, I would like to present our Job's Daughter(s)-to-Be (names):

HONORED QUEEN: (rises) Welcome. We are glad to have you become a part of our Bethel.

Being a Job's Daughter is like being a rose, both lives are divided into stages. The first stage is being a Job's Daughter-to-Be. It is the start of something new and exciting, a learning experience, a time to grow, a seed for the promise for something special to come. Honored Queen is seated.

JUNIOR PRINCESS: (rises) **The next stage begins when you are ten and are initiated as a Job's Daughter, a rosebud, a Bud of Promise, excited to learn and to find knowledge in everything and everyone around you.** Junior Princess is seated.

SENIOR PRINCESS: (rises) **The next stage is being knowledgeable about the world and places around you. When you reach this stage, you will have the responsibility of helping the newer members, the seeds and buds, by becoming a friend. This will be a rewarding experience.** Senior Princess is seated.

HONORED QUEEN: (rises) **The last stage is being a mature rose, or Daughter, experienced in everything you do. You are now participating in all the Job's Daughter activities, by becoming a real friend, and helping the other members with their endeavors. And when this special time arrives, you will share a special warmth and love.**

All these stages are special and full of friends and love. You will grow from a Seed of Promise, to an initiate, a Bud of Promise, into a sharing and caring Job's Daughter friend. Song: "I am a Promise" may be played or sung at this time. The Honored Queen descends the dais with rosebuds, walks to the north side of Altar and presents each JD2B a rosebud, steps back to the front and center of Altar.

HONORED QUEEN: **You represent a seed that will grow into a rosebud. As you watch these rosebuds grow into mature roses, think about how you will grow into experienced Job's Daughters.**

Honored Queen backs to a point halfway between Altar and the East, turns and ascends dais.

HONORED QUEEN: **Mother Mick once said, "There is something that makes a Bethel Out of four walls, ceremony, and prayer. Something like seeds in a garden, Becomes a Bud of Promise rare."**

Guide and Marshal, will you escort our Job's Daughter(s)-to-Be to the East. Guide, rounds Altar on south followed by JD2B and Marshal, rounds Altar on north (if more than one JD2B they follow Guide and Marshal equally), all march abreast to East Line.

HONORED QUEEN: (presents her (them) with her (their) card and introduces her (them)) **It is with pleasure that I present (name(s)), new Job's Daughter(s)-to-Be. Guide and Marshal, will you escort our Job's Daughter(s)-to-be to her (their) seat(s), after which you will return to your stations.**

Guide, followed by JD2B(s), and Marshal, turn to South Marching Line and escort JD2B(s) to her (their) seat(s). Guide and Marshal return to their stations side by side and are seated (*).

c. Rosebud

SUGGESTIONS: A ceremony for new members

1. A live rosebud for each new initiate.
2. This can be given as a Librarian's Report with the Librarian as the narrator.

NARRATOR: This ceremony is mainly for the newest members of our Bethel, but it's for the rest of us, too.

Being a Job's Daughter is like being a rose. Both lives are divided into three stages. The first stage is being a new person, or rosebud, in a new place, excited to learn and find knowledge in everything and everyone around you.

The second stage is being knowledgeable about the world and places around you. The second stage has the responsibility of helping the newer girls, or rosebuds. This responsibility is rewarding.

The third stage is being a mature rose, or Job's Daughter, and experienced in everything you do. Ready for the responsibility of helping others. . All of the stages are special and full of new experiences and friends.

Appropriate music may be played at this time. Suggested song: "The Rose" with permission of copyright owner. As the last verse is played, the Narrator advances to the new members and gives each new Daughter a rosebud.

As you watch rosebuds grow into mature roses, think about how you will grow into experienced Job's Daughters.

Job's Daughters Emblem

March music as Daughters enter to form a triangle. Soft music while forming triangle. Lights semi- dimmed.

NARRATOR: Before you are your Daughters, arranged in the emblem of Job's Daughters International. This organization is for young women between the ages of ten and twenty who are related to a Master Mason, or related to a Majority Member of Job's Daughters, or sponsored by a Master Mason.

The purpose of this Order is to band together young women for character building through moral and spiritual development, by teaching a greater reverence for God and the Holy Scriptures, loyalty to our Flag and the Country for which it stands, and a deeper respect for parents and adults.

Founded in 1920 by Mrs. Ethel T. Wead Mick in the city of Omaha, Nebraska, its membership now embraces thirty-six states, representing the United States, five provinces in Canada, Australia, the Philippines and Brazil.

Its Ritual is written from the Bible story of Job, with special emphasis placed upon the 15th verse of the 42nd chapter of the Book of Job, "and in all the land were no women found so fair as the daughters of Job and their father gave them inheritance among their brethren." Master Masons, to you we look for a worthy inheritance that we may truly say "The Fairest in all the Land."

The triangle reminds us of the three-fold influence upon our lives, our God, our country, our home. May the teachings of our Order never fail to strengthen our love and adoration for the Heavenly Father; never fail to strengthen our love and loyalty to our country; never fail to strengthen our love and respect for the family and home which is the foundation of the security in which we live. Our colors, purple and white, are constant reminders of the royalty of motherhood and the purity of a womanly life. March music as Flag Bearer enters carrying Job's Daughters' flag. Place it in the East on the right side and steps to side, gives tribute to the flag and remains in the East.

**FLAG BEARER: Job's Daughters' Flag and oh! how much it holds
For all the Order's members secure within its folds It stands for joy and order,
beautiful and sincere,
Domineering over self and let evil not appear.
Upward and onward and for reverence a token;
Let hope never fail, and truth always spoken.
Its stripes stand for knowledge, waving toward the best,
It floats steadfast and upright, life's future for success.
Teaching respect for elders, love for all the world,
Kindness to fellow men and faith - Though it be furled.
And so we bear you tribute, Job's Daughters' flag - today,
For your land - and our land - and all the world some day.
March music for Daughters to move out of Triangle into Cross Formation.**

NARRATOR: The Cross is the emblem of the Christian faith. As Christ came for all men to see the perfect life, so is this symbol of His death on Calvary's Cross for all to see. It is the Christian's reminder of God's infinite love for us, His children. It is the beacon light of the Masonic fraternity, the love symbol of the Order of the Eastern Star, and the only symbol of hope to offer the youth of today. "Teach us, help us, love us," that we, your Daughters may carry forward the Masonic heritage so soon to be given into our keeping. The Daughters will repeat the "Parents' and Guardians' Prayer." Prayer is said.

NARRATOR: Please join us in singing "Forward All Job's Daughters." Daughters sing first verse standing still then leave the Cross, turning left and right, and march out. Narrator leaves stage or East as the last of the members leave the room.

Bible Ceremony

SUGGESTIONS:

- Turn down the lights as low as possible (preferably out). You should have a person positioned to turn on the lights when indicated in the ceremony.
- The Daughters enter the room carrying battery operated lights (candles) which are not yet lit, and the Honored Queen carries the Bible.
- They may form either the Cross, Triangle or Square & Compass Formation east of the Altar, as per Ritual, or in the west depending on the room arrangement.

The lineup is as follows:

Honored Queen enters first carrying the Bible.

Marshal	Guide
Outer Guard	Inner Guard
Chaplain	Treasurer
Fourth Messenger	Fifth Messenger
Third Messenger	Second Messenger
Librarian	First Messenger
Recorder	
Senior Princess	Junior Princess
Senior Custodian	Junior Custodian

ALL: In the beginning, God created the Heaven and the Earth, and the darkness was upon the face of the deep and the Spirit of God moved upon the face of the waters. And God said: "Let there be Light." (turn on light being carried) and there was Light. And God saw the Light that it was good.

HONORED QUEEN: (at the word BIBLE the Altar light is turned on) The Holy Bible is the Great Light in Masonry and the Rule and Guide for faith and practice. So, it is with Job's Daughters. Each Bethel opens and closes with the pages of this great

Book.

SENIOR PRINCESS: Time is a river and books are boats. Many volumes start down that stream only to be wrecked and lost in its sands. Only a few, a very few, endure the testing of time and live to bless the ages following. We pay homage to the greatest of all books - the one enduring Book which has traveled down to us from the far past, loaded with the richest treasures that every book has brought to humanity. What a sight it is to see men gathered about an open Bible. How typical of the spirit and genius of men to study its great and simple faith and to follow its gentle ministry to mankind.

JUNIOR PRINCESS: Here is a Book whose scene is the sky and the earth and all that lies between - a Book that has in it the arch of the heavens, the curve of the earth, the ebb and flow of the sea, sunrise and sunset, the peak of the mountains, the glint of sunlight and flowing waters, the shadow of forest on the hills, the song of the birds, and the color of flowers. But its two great characters are God and the human soul and the story of their eternal life.

HONORED QUEEN: Take this great and simple Book, white with age, yet new with the dew of each new morning, tested by the sorrowful and victorious experience of centuries, rich in memories, and wet with the tears of multitudes who walked this way before us. Lay it to heart... live it,... read it,and learn what life is. Make it your friend and teacher and you will know what Sir Walter Scott meant when, as he lay dying, he asked Lockhart to read to him.

"From what book?" asked Lockhart and Scott replied: "There is but one Book."

Chords for Daughters to kneel as per Ritual. Sing "Nearer My God to Thee", "We March to Victory", or other appropriate song. When song is complete, Daughters rise as per Ritual, Honored Queen turns to South Marching Line and marches out without forming line in the west followed by the other Daughters as per Ritual.

Flag Ceremony for the United States Flag

1. This may be given at a regular Bethel meeting under No. 4 of Order of Business.
2. It may be given as an exemplification to Masonic and/or related Orders. A triangle formation west of the Altar is suggested or Officers remain at their stations.

HONORED QUEEN: **Marshal, you will present the flag of our country west of the Altar (***)**. Marshal leaves her station, turns left to North Line, proceeds east to the East Line, turns right to center and ascends the dais. Takes flag from stand, descends dais, turns right to North Line, then west to point between Fourth and Fifth Messengers, enters the semicircle and stands behind the Altar facing the East posting flag. (*)

HONORED QUEEN: **The Officers taking part in the ceremony will please rise.**

FIRST MESSENGER: **This flag is a symbol of patriotism and love of country - an inspiration to men and women fighting for freedom and an emblem of faith in justice.**

SECOND MESSENGER: **Many have given their lives knowing that "Freedom Under God" was more precious than life without honor and liberty; our flag is a history of courage and a symbol of hope for the future.**

THIRD MESSENGER: **Our flag was born in independence; a symbol of our ideals, our aspirations and achievements as Americans and ever reminds us that our forefathers struggled and sacrificed to bequeath to us a free and proud country.**

FOURTH MESSENGER: **Our beautiful flag should remind us also that we must ever strive to honor our heritage, promote brotherhood and extend a hand of friendship and understanding.**

FIFTH MESSENGER: **Woven into the fabric of our flag are threads of faith, honor, courage, liberty, justice and understanding. Let us strive so to live that these same threads are woven into the fabric of our characters.**

INNER GUARD: **The stripes of alternate red and white proclaim the original union of thirteen states to form the United States of America. The stars of white on a blue field constitute our national constellation to which a new star has been added with each new state. The stars and stripes signify a union both past and present.**

LIBRARIAN: **The colors of our flag were officially recognized by our forefathers to**

be white for purity, red for valor and blue for justice and they have remained throughout the years. Let us have faith that there is goodness in the hearts of men, courage in their deeds, and justice in their actions.

TREASURER: Our flag is also a symbol of our country, the United States of America, a land where unity is strength, where peace is dear to every citizen and where there is still opportunity and freedom of choice.

JUNIOR CUSTODIAN: When our colorful flag is rippling in the breeze, it is as if it is saying to all of us, "I hold out a promise. Everyone, regardless of his birth, has a shining, golden opportunity: the right to live, to work, to be themselves, and become whatever their hopes, dreams and visions can combine to make them". This is the promise of America.

SENIOR CUSTODIAN: The American Creed ends with these words, "I therefore believe it is my duty to my country to love it; to support its constitution; to obey its laws; to respect its flag; and to defend it against all enemies". Wouldn't it be wonderful if all citizens not only knew this creed but lived it day by day?

HONORED QUEEN: Each day we should ask our Creator to keep His protecting hand over us so that we may pass on to those who come after us the heritage of a free people. Our Chaplain will lead us in prayer. (*)**
Chaplain approaches Altar as per Ritual. Musician plays appropriate music.

CHAPLAIN: Almighty God, it is our prayer that You will continue to keep the United States in Your Holy protection; help us to be obedient to law and order; teach us to be just; to love mercy; and to clothe ourselves with charity, humility and a peaceful temper of mind. Help us to follow your example, for without following in Your footsteps, we can never hope to be a happy nation. Grant this prayer, we beseech You. Amen.
Chaplain returns to station as per Ritual. Musician plays appropriate music.

HONORED QUEEN: This concludes our ceremony (*).

Bethel Flag Tribute

This ceremony is suitable to be given by one person. The Bethel Flag should be placed in a flag stand to the left of the speaker. If possible, have another person hold the flag out so that the emblems are visible for all to see.

NARRATOR: The Job's Daughters' flag represents our Order and the basic principles upon which it was founded. It was designed by Mattrup Jensen, Past Associate Supreme Guardian, from California. It shows the emblem superimposed on a field of purple and white stripes. From the position of the

emblem on the flag three white stripes radiate from each of the three points of the triangle, making a total of five stripes starting from the triangle.

This gives us a flag composed of seven stripes in all, representing the mystic numbers of our Order.

The emblem consists of three Daughters (the Honored Queen and the two Princesses) wearing their capes and crowns and holding the emblems of their office. These Daughters represent the three daughters of Job and the top three officers in each Bethel. The emblems they are holding have special meanings to our members.

The Junior Princess, holding the white dove, represents Job's first daughter, Jemima, meaning dove, a symbol of purity and truth, reminding us to be faithful to every thought, word and act.

The Senior Princess, holding the urn of incense, represents Job's second daughter Kezia, meaning cassia which is used in incense.

The Honored Queen, holding the horn of plenty, represents Job's third daughter Keren Happuch, meaning plenty, reminds us that God rewarded Job with great riches and a long life of happiness.

The three Daughters are enclosed within a triangle representing the three-fold influence of Job's Daughters - our God, our Country, and our Home.

The emblematic colors of our Order are purple and white. Purple represents the highest ideals of life and the royalty of womanhood. White symbolizes the purity of a beautiful and womanly life.

At this time, I would like all Job's Daughters, both active and Majority Members to please rise for the tribute to our flag.

After the Job's Daughters rise the Narrator turns toward the Bethel Flag and gives the following tribute, written by Mattrup Jensen:

Job's Daughters' Flag and oh! How much it holds

**For all the Order's members secure within its folds It stands for joy and order,
beautiful and sincere,**

Domineering over self and let evil not appear.

Upward and onward and for reverence a token;

Let hope never fail, and truth always spoken.

Its stripes stand for knowledge, waving toward the best

It floats steadfast and upright, life's future for success.

Teaching respect for elders, love for all the world,

Kindness to fellow men and faith - Though it be furled.

And so we bear you tribute, Job's Daughters' flag - today,

For your land - and our land - and all the world some day.

Friendship Ceremony

HONORED QUEEN: (rises) **If we want to know what friendship is, we must find it, not like a pot of gold at the end of the rainbow, but among people who are living a**

full life. .

INNER GUARD: Friendships are priceless, for true friendship is a gift.

OUTER GUARD: Friendship is about caring and supporting each other. .

JUNIOR CUSTODIAN: Special moments of life depend on making and keeping friends.

FIRST MESSENGER: The only way we can have a friend is to be one.

SECOND MESSENGER: Friendship is built on trust, honesty and respect.

THIRD MESSENGER: Friendship can be the sunshine of life.

FOURTH MESSENGER: Friendship is like a chain of gold, linking friends together.

FIFTH MESSENGER: Friendship can help to brighten our days along the way.

LIBRARIAN: True friendship is one of life's most precious gifts.

MUSICIAN: Friendship knows another's thoughts and cares about them too.

RECORDER: Friendship is like a rare gem which never loses its brilliance.

CHAPLAIN: Friendship grows better with age as our understanding deepens.

MARSHAL: Friendship is like loyalty, lasting and real.

GUIDE: Friendship leads us along life's road to heights not known before.

JUNIOR PRINCESS: A friend can truly be life's most perfect gift.

SENIOR PRINCESS: Friends comprise the family we choose. .

HONORED QUEEN: Friendship can mean the difference between living and really enjoying life. It is a wonderful feeling, knowing that someone cares. True friendship is formed when one person stands beside you and is ready to help you. Friendship shares the spirit of the sky and the beauty of a new day. The Officers form a heart. Outer Guard takes a position inside the Preparation Room door. The Guide descends the West Dais, turning to South Marching Line and is followed by the Inner Guard, 2nd Messenger, 1st Messenger, Treasurer, Recorder, and Junior Custodian.

The Junior Princess descends from the East Dais and takes her position in the heart followed by the Guide and other officers. The Marshal descends the West Dais at the same time as the Guide, turning to North Marching Line and is followed by the Outer Guard, 5th Messenger, 4th Messenger, 3rd Messenger, Chaplain, Librarian and Senior Custodian. The Senior Princess descends from the East Dais and takes her position in the heart followed by the Marshal and other Officers. The Honored Queen descends the East Dais and takes her position in the center of the heart. (See Diagram 49) When in position all repeat in unison:

A friend is someone we turn to when our spirits need a lift. A friend is someone we treasure for true friendship is a gift.

A friend is someone we can laugh with over silly little things.

A friend is someone we are serious with, facing whatever life may bring.

A friend is someone filling our lives, with beauty and grace. A friend makes the world we live in a better, happier place.

Officers return to their stations by reversing their steps.

HONORED QUEEN: This concludes our Friendship Ceremony (*)

Pin Ceremony

SUGGESTIONS: Secure Officer's pins to a white ribbon for the ceremony.

HONORED QUEEN: **Guide and Marshal, please come to the East for the presentation of pins.**

RETIRING HONORED QUEEN: (to the newly installed Honored Queen)

The position of Honored Queen requires your best. Your leadership ability will be put to the test.

Wear your pin proudly as all Honored Queens do, and savor these memories your whole life through. (presents pin to Honored Queen)

HONORED QUEEN: (to the newly installed Senior Princess)

As Senior Princess you will sit on my right instructing new members , along their pathways of life. Be aware of the honor this pin holds for you, and exemplify our teachings in all you do. (presents pin to the Senior Princess)

SENIOR PRINCESS: (to the newly installed Junior Princess)

This pin is accompanied by a cape and a crown. Wear them with dignity, grace and poise. Responsibility runs high in this office you hold. In a job that's well done, there'll be treasures untold. (presents pin to the Junior Princess)

JUNIOR PRINCESS: (to the newly installed Guide)

The new members will look to you as their guide, to impart our lessons with love and with pride. We each will endeavor to work hand in hand. To strengthen our Organization throughout all the land. (presents pin to the Guide)

GUIDE: (to the newly installed Marshal) **As Marshal you'll sit in the west, assisting the Guide and doing your best. Our country's flag will be in your care, leading the way with respect and flair.**

(presents pin to the Marshal)

HONORED QUEEN: **Guide and Marshal, you may return to your stations.**

Love is...Our Parents

A ceremony honoring parents

SUGGESTIONS: The officers may form a heart shape east of the Altar. The Honored Queen will take a position two steps west of the East Line, taking a roll of red crepe paper. As each officer steps into position and gives her part, they will pass the crepe paper to the next officer. This will continue after each officer gives her part, until a red heart has been formed. Each officer may also hold the letter she represents.

HONORED QUEEN: Love is our parents. Only one thing could motivate parents to work so diligently or sacrifice so willingly for their children and that is love. To be a parent is to be a constant teacher and advisor, to be gentle and to be firm while constantly learning and listening. To be a parent is to have one of the most challenging, yet rewarding, full-time jobs on earth. In order to succeed in this job, parents must be filled with love, and it is in honor of this love that we present this ceremony tonight (today), for truly, love is our parents.

JUNIOR PRINCESS: The letter L alludes to the leadership our parents teach us. The ability to step forward and guide people when they need help and maintain organization in time of trouble is a quality to be desired.

JUNIOR CUSTODIAN: The letter O represents obedience to our parents, guardians and elders thus showing them our willingness to cooperate in making a better world.

TREASURER: V signifies virtue, a necessary quality for everyone. Our parents recognize this and teach us that a constant application of moral values will enrich our lives.

FIRST MESSENGER: The letter E reminds us of endurance, often reinforced by faith in God, which is needed to cope with the hardships and trials of life.

SECOND MESSENGER: I stands for individuality that our parents teach us to respect and retain, even in this society which tends to promote conformity and places more stress on people as a mass than as separate individuals.

GUIDE: S is represented by sincerity, an important attribute in our character and we should always strive to be genuine and honest in our thoughts and actions.

FIFTH MESSENGER: Patience, denoted by the letter P, is an asset we must cultivate by recognizing shortcomings in ourselves and others.

MARSHAL: A signifies that we are taught to be Aware of everything around us, and to be Alert and considerate of other people and their feelings.

FOURTH MESSENGER: The letter R signifies respect, and we should show respect for our fellow man and his rights, as well as all of God's creations.

THIRD MESSENGER: E represents our endeavors in life, and even though we encounter temptations and difficult decisions, let us learn from the experienced advice of our parents and from the teachings of God.

CHAPLAIN: N stands for noble, and noble is what our purposes and goals should be, striving to act better, to be better, and to be worthy of our parents', and of God's, love.

SENIOR CUSTODIAN: T, represented by Thoughtfulness is a show of concern and consideration for the welfare and privileges of others, and is an act of love that we should practice more often.

SENIOR PRINCESS: The last letter, S, represents selflessness; being unselfish and generous and always remembering that it is more blessed to give than to receive and truly, our parents must be blessed for they have given so much to us and for us. These sacrifices are proof of their love for us and may we only say that love is our parents. When ceremony is over, the Officers pass the crepe paper back around the heart to the Honored Queen and then return to their stations.

Parents' Ceremony

This is a ceremony to welcome parents, grandparents and guardians of the newly initiated Daughters to the Bethel and may be given under Presentations. White carnations or other white flowers should be in the East prior to the meeting.

HONORED QUEEN: The parents [grandparents] of the newly initiated Daughter(s) please stand. Guide and Marshal, you will conduct our guests to the East Line.

When new parents are in position at East Line the Honored Queen continues.

It is a pleasure for me as Honored Queen of Bethel Number ... of Job's Daughters International, to welcome you to the Membership Ceremony of your daughter(s) [granddaughter(s)] into the Bethel. We have taken these young women through our beautiful ceremony, traversing the trials and tribulations as well as the triumph experienced by Job as written in the Book of Job.

Job's Daughters teaches love, faith, patience and fidelity, qualities which our Daughters can use throughout their daily lives. As they begin their work in the Bethel, helping with its philanthropic efforts and assisting wherever they are needed. It is our desire that you, as parent(s) [grandparent(s) or guardian(s)] take an active part in their commitments to the Order and their oath of allegiance to its principles which they have sworn to uphold.

On behalf of all the Daughters of Bethel Number...we ask that you accept the responsibility of working with your daughter(s) [granddaughter(s)] in this Order. We, therefore, ask you to respond in the affirmative to this question: "Will you as parents of these Job's Daughters support them in their activities in the Bethel wherever and whenever possible and render assistance when called upon?" (Response)

As a gesture of our love for you and your daughter(s) we present to you this flower whose color means purity and we invite you to view the closing Cross from the East Line at the end of the meeting.

Guide and Marshal you will conduct these adults to the sidelines (*).

Honored Queen continues with Order of Business

Let's Get Acquainted

SUGGESTIONS:

1. The ceremony may be given as an exemplification for other Masonic Orders.
2. The ceremony may be given for prospective members and their parents.

Officers enter as per Ritual. The ceremony uses six officers, but the parts may be assigned to more if desired. Officer rises for her speaking part and is seated following part.

HONORED QUEEN: We have invited you here tonight to witness a special ceremony created to help you understand Job's Daughters. Job's Daughters is an organization for young women between the ages of 10 and 20 who are related to a Master Mason, or related to a Majority Member of Job's Daughters, or sponsored by a Master Mason. Our members have a special pride in our Order. They will be explaining the symbols of Job's Daughters and giving you some new information. Listen carefully, and after the meeting if you have any questions, ask any of the members or adults. They will be happy to answer your questions and obtain Applications for you.

Marshal, you will retire and present the Flag of our Nation west of the Altar. Three raps of gavel (*) Floor work and music as per Ritual.**

OFFICER No. 1: The National Emblem is considered the most distinguished guest at any Bethel meeting and is presented first, before any distinguished member or guest. It holds a place of high honor in the East during the Bethel meeting. Sing National Anthem

HONORED QUEEN: Marshal, you will place the Flag in the East. Floor work and pledge to flag as per Ritual. (*)

HONORED QUEEN: Bethel Flag Bearer, you will retire and present the Bethel Flag west of the Altar. Floor work as per Ritual.

OFFICER No. 1: The Job's Daughters' flag consists of our colors. Purple represents the highest ideals of life and white represents purity. The triangle is the insignia of our Order with the three daughters of Job each holding an emblem of the three epochs. The Bethel flag represents all the basic principles of Job's Daughters.

HONORED QUEEN: Daughters, you will rise and join me singing the Bethel Flag song.

HONORED QUEEN: Bethel Flag Bearer, you will place the Bethel Flag in the East. Floor work as per Ritual. (*)

OFFICER No. 2: The Altar is placed in the center of the Bethel room. The Holy Bible is placed in the center of the Altar. Job's Daughters use a white Bible symbolizing light and purity. During our meetings, the Chaplain reverently opens the Bible to the 42nd Chapter,

15th Verse of the Book of Job. "In all the land were no women found so fair as the daughters of Job, and their father gave them inheritance among their brethren."

HONORED QUEEN: Please join our members in reciting the Lord's Prayer. (*)** Members assume the Attitude of Prayer. One rap of gavel (*) following prayer.

OFFICER No. 3: Job's Daughters International is the only organization for young women that requires all of its members to be related to a Master Mason, or related to a Majority Member of Job's Daughters, or sponsored by a Master Mason. While Job's Daughters is not a part of the Masonic fraternity, this pre-requisite ties it closely to the Masonic Order. Our Order is built upon the Book of Job which teaches us that throughout our lives we encounter trials and tribulations which must be met and overcome. Our meetings are held in a Bethel, a word which means "holy place". The Honored Queen's station is in the East of the Bethel symbolizing light, authority, and understanding. The west is known as a reflection of God's word. The officers in the west guide those seeking membership. The Inner and Outer Guards, stationed within and without the door of the Bethel, guard against interruptions.

OFFICER No. 4: Purple is the basic color of our Order, representing the highest ideals in life. It is the color of high dignity and emblematic of a high office. White is the second color of our Order. It has been used for centuries as a symbol of purity and innocence. Our Honored Queen and Princesses wear purple capes to signify dignity. The Grecian key design on the border of the capes is white and signifies our faith in our way of life and stands for protection. The design is continuous and therefore represents eternal life and reminds us of continuous good conduct. The crown is a symbol of success.

OFFICER No. 5: The floor work of Job's Daughters represents a pathway of life. We never walk in front of the Altar while the Bible is open, because that would disrupt the beam of light, wisdom and harmony between the Bible and the East. The sideliners represent the cornerstone and foundation of the Bethel. The object of Job's Daughters International is to band together young women for spiritual and moral upbringing, to inspire the desire for knowledge, to teach love of God, Country, Flag and home, and respect for parents and elders, to have reverence for the Holy Scriptures the principles for which Freemasonry stands. Job's Daughters is democratic and faithful in purpose, preparing young women for domestic, civic, patriotic, business, religious, fraternal, and social activities. In our organization we have beautiful music, which inspires us in the reverent parts of our ceremony and brings happiness into our lives.

OFFICER No. 6: The emblem of our Order is the Triangle. The White Dove symbolizes purity, and represents peace, purity, and divine recognition and approval. It reminds us of Job's first daughter, Jemima. The Urn of Incense represents a pure heart filled with faith, love, and devotion to God. The fragrance of the incense going heavenward

symbolizes prayers of gratitude for our blessings.

It reminds us of Job's second daughter named Kezia. The Horn of Plenty is symbolic of the triumph of faith and reminds us of Job's third daughter named Karen happuch. The Lily of the Valley is the flower of our Order and is a symbol of humility, purity, and a clean life. (If desired, the "Story of the Robe" may be done at this point in the ceremony.)

HONORED QUEEN: Our Chaplain will lead us in prayer. Three raps of gavel (***) Chaplain attends the Altar as per Ritual.

CHAPLAIN: Oh Lord, be Thou our Guardian on high, be there to counsel us, to keep us free from fear. Be with us as we part on our various ways, guide and protect each one assembled here. Help us to help each other. May we practice in our daily lives the trustful faith of Job. Bless our leaders, our parents and those near and dear to us. We ask in Thy name. Amen. Chaplain returns to station (*).

HONORED QUEEN: Job's Daughters has existed for many years and we are proud of those who have provided special service to our Bethel. We take time to recognize these many people at each meeting. At this time, I would like to present to you the members of our Bethel Guardian Council. (Introduces Council members)

In our ceremony tonight, we have tried to answer most of the questions you may have about Job's Daughters. If, however, you have further questions, please ask any of us. We would be most happy to help you.

(Omit next paragraph if prospective members are not present.)

If there are any present who are considering membership in Job's Daughters, we urge you to ask for an Application from our Bethel Guardian. Complete this Application giving the name and Lodge of your Masonic relative. The Associate Bethel Guardian will contact the Lodge for confirmation. We would be most eager and happy to initiate each one of you into Job's Daughters.

We now close this special meeting in the same manner in which we close each Bethel meeting. This ceremony is very special to us and we perform it often for our Masonic-affiliated bodies. Perhaps you have witnessed it before. Officers you will rise. (Closing Ceremony as per Ritual.)

Story of the Robe

Written by Sharlot Avery Swem, PHQ, PSG and others

SUGGESTIONS:

1. May be given as part of an open meeting.
2. May be given as a special ceremony during a Bethel meeting.
3. May be given as a Librarian's report.
4. Speaking parts may be given by a narrator or divided among the officers.
5. Have one Daughter in full regalia exemplifying the robe as parts are given. The Recorder would be in a good position to do this.
6. For a shorter version, you can omit those sections in *italics*.
7. References to the Trinity may be omitted.

HONORED QUEEN: Symbols are ages old and were known and understood long before the building of the pyramids. Job's Daughters uses symbols found within the pages of the Holy Bible to convey to its members the virtues for which they should strive.

Religious symbolism has been preserved through centuries of time and is worthy of our consideration. However, there is another symbol that our Order's members should consider that is often taken for granted; it is our Bethel robe. The members of our Order are easily recognized by their robes of white, some with touches of royal purple, but most people are not aware of the significance of our attire. The robe has deep significance to all Job's Daughters, for wonderful lessons are hidden within its folds.

Our officers will now explain and exemplify the lessons which are to be found within the folds of our Bethel robe.

OFFICER 1: *The Bethel robe is worn, not only because it was the garb of the women in the time of Job, but also because it is symbolic of the qualities and high ideals a true Job's Daughter should cherish.*

The Bethel robe is white and white in all ages has been deemed an emblem of purity and should remind us that virtue is a quality to be admired and desired in women.

OFFICER 2: *The yoke is a continuous circle. There is no beginning and no end, and no place where it can be broken. It is indicative of life everlasting.*

The gathers represent the many friends we make in Job's Daughters. Like the gathers in our robes, our Job's Daughters friends gather around us and aid in shaping our lives.

OFFICER 3: *The cord is a collection of minute parts, teaching us that in unity of purpose there is strength.*

As the cord falls from the yoke it is secured by three twists, reminding us that life everlasting is built upon the virtues of faith, hope, honor and love. The twists are also

symbolic of praying hands, a reminder that our Father in Heaven watches over us all. As the cord is placed around the body, it represents the strength drawn from friendship and the lasting heritage of the Master Masons who came before us. The cord is tied at the waist in a square knot, admonishing us to face life squarely for future success. When held in place, the cord forms a triangle, the emblem of our Order.

OFFICER 4: ***In the days of old, ancient priests tied bells on the end of their habit cords. The bells rang softly as they walked through the villages announcing the priest's arrival and calling the people to prayer.***

The tassels at the end of our cords are shaped like bells. When we wear our robes, we call attention to the fact that we are Job's Daughters and our actions should always reflect those of the fairest in the land.

OFFICER 5: ***The robe's sleeve forms a square, reminding us that we should always turn square corners and walk in straight paths. It teaches us that throughout our lives we should always be upright and on the square. Our robe is three inches from the floor, repeating one of the most perfect numbers as reflected in the three epochs in our ceremony; Job's three daughters; Job's three friends from the East; and the third degree by which that special man who gave us our Masonic heritage became a Master Mason. When wearing our robes, we are reminded that we are all daughters of one God, and thus are equal regardless of our social and economic status.***

OFFICERS 6: ***We hope that by listening to the story of our Bethel robe, which represents a forward, upward and onward trend toward higher ideals, you too have been inspired by its beauty and its significance to our Order. Many of the teachings of our Order are exemplified in our robe. Each member is proud to have the privilege of wearing a robe, for it is a constant reminder of the many virtues we should strive to maintain. But most of all, it should be a reminder that our purpose is to live that we may be known as true daughters of Job and the fairest in all the land.***

Ceremony of the Symbols

This ceremony may be presented to other Orders and is suitable for use with a limited number of members.

HONORED QUEEN: On behalf of Bethel number ... I thank you for setting aside a night to honor Job's Daughters. We hope you will be able to attend one of our meetings. We meet at _____ (location) at _____ (time) on the _____ and _____ (days).

Our Ritual is based on the Book of Job in the Book of Holy Scriptures, with special emphasis on the 42nd Chapter, 15th verse: "And in all the land, were no women found so fair as the Daughters of Job' and their father gave them inheritance among their brethren." We are very proud of our Masonic heritage, and that we are part of the Masonic family. We show it in the way we conduct ourselves in our respect for God, our country, and our elders.

As Job's Daughters we have certain emblems that mean a great deal to us. I am holding the cornucopia or, as we term it, the Horn of Plenty. It is a symbol of Job's abundance or riches.

SENIOR PRINCESS: I am holding the urn of incense, which gives us the light of courage. The urn reminds us to have faith in God, as Job did during his trials.

JUNIOR PRINCESS: I am holding the white dove, which teaches us peace, thoughtfulness, and love as reflected in the life of Job. He thought not of himself, but of giving to others a helping hand when needed.

GUIDE: On our Altar is a precious possession, the open Book of Holy Scriptures. It is a symbol of our faith and courage and reminds us of the patience of Job. It is a rule and guide for our journey through life. Throughout history, people have looked to God for guidance. We find that guidance in this Book of Holy Scriptures.

MARSHAL: (Holding out the Job's Daughters' flag.) Our flag shows the emblem of our Order. The three corners of the triangle remind us of the three main teachings of Job's Daughters - the love of God, love of country, and love of home. The Honored Queen, Senior Princess and Junior Princess remind us of the three Daughters of Job. Our colors are purple and white: purple for the royalty of womanhood, and white for the purity of a beautiful and womanly life.

HONORED QUEEN: The Job's Daughters will now form one of the emblems that are used at the close of a Bethel meeting. Our emblems and symbols hold special meaning for us. They show that we are inspired to love God, our country and all the world. We are an integral part of the Masonic family and we thank you for the support that you give to our Order _____ (Name of Order.) We look to you as adult leaders for guidance. With your assistance, we can be "The Fairest in all the Land."

Distinguished Order of Job's Daughters

HONORED QUEEN: Members and Friends, we have set aside this night to pay special tribute to these (this) adults (adult) who have (has) given outstanding service to the world's youth; especially to Job's Daughters International. Recorder, you will read the names of those selected to receive the Distinguished Order of Job's Daughters, who, as their names are read, will rise

RECORDER: Rises, reads names, and is seated

HONORED QUEEN: Guide and Marshal, you will present the (this) honorees (honoree) on the West Line. Guide and Marshal leave stations, walk side by side to the North Line, east on the North Line to the honorees. The Guide nods for them to follow - single file - the Marshal follows at the end of the line, retracing steps to the West Line. All face east together.

HONORED QUEEN: Those whom we honor have shown by their deeds, they realize that the future lies with the young people of today. Statues of former great leaders in the communities across the world deserve no more recognition than the living symbols represented by the Daughters found in this room tonight, and in other Bethels wherever they may assemble. As Honored Queen, it is my duty to preside over Bethel activities. Tonight's occasion is a singular honor not only for me, but for all our Officers, as we express in the words to follow, our gratitude to those individuals for what they have given to the world's youth. Marshal, you will begin our tribute.

MARSHAL: (Takes two steps forward, faces south - gives tribute and returns to position.) As Marshal, I escort the flags of our countries to their proper places in the East. As our members honor our flags, so have you honored us by your deeds. We salute you tonight with this ceremony. Guide, you will continue.

GUIDE: (Takes two steps forward, faces north - gives tribute and returns to position.) As Guide, I escort our new members and guests within our Bethel room. Many of us are here tonight because of the guidance of your kind hands. We acknowledge your accomplishments and offer our hands in return.

HONORED QUEEN: Around our Altar sit five Messengers whose duty it is to tell the story of Job. Tonight, each will tell you what your contribution has meant to Job's Daughters International.

Guide leads honorees to the South Marching Line, turns left and marches to East Line, turns left and marches north until honorees are centered, evenly spaced, directly in front of Honored Queen, facing west. Messengers rise and follow Membership Ceremony floor work per ritual.

FIRST MESSENGER: We Daughters know that respect for our parents and guardians is a virtue to be cherished in our daily lives. You have earned our respect and tonight we honor

you.

SECOND MESSENGER: True friendship is the world's most priceless treasure. The highest compliment we can give is to call you 'friend.

THIRD MESSENGER: We read in the Holy Book that Job was a patient man. Helping the youth of today requires patience equal to that of Job. You, through your endeavors, have shown the qualities of patience.

FOURTH MESSENGER: Charity is an expression of unselfishness that often goes unnoticed and cannot be repaid. We acknowledge your efforts and leave you with the feeling of goodwill to all mankind.

FIFTH MESSENGER: Love is a heart that shows respect, creates friendship, patience and gives charity. This commendation you are receiving is from our hearts...a true gift of love.

Guide leads honoree(s) west of the Altar by walking to the North Marching Line, turns left to Altar Line, turns and marches south, then west between Altar and station of Chaplain to a point in line of the Third Messengers chair facing east. The Honored Queen followed by the Senior Princess and Junior Princess leave dais and forms a triangle east of the Altar.

JUNIOR PRINCESS: This jewel is given to remind you of this ceremony. It bears the symbol of our Order which is a triangle with the three Daughters of Job inside. Under it, in Latin, is IYOB Filiae, which means Daughters of Job.

SENIOR PRINCESS: We have given to you some of the many virtues of Job's Daughters—love of country, guidance, respect, friendship, patience, charity and love. Now, we reward you with the Distinguished Order of Job's Daughters.

HONORED QUEEN: Job's Daughters proudly attest to the fact that we exist because of our Masonic Heritage. The future of the world and the future of Masonry truly rests with the youth. These Daughters who have just spoken express the gratitude of Job's Daughters International. The ceremony we have exemplified portrays our deep and continued.

The awards to be presented at this time shall be brought to the Honored Queen by the Senior Custodian and Junior Custodian, who will walk forward to a point in line with the Honored Queen. The Honored Queen walks around Altar to present awards and returns to position. If necessary, Senior Custodian and Junior Custodian will assist. After presenting the awards at the Altar, the Honored Queen followed by the Senior Princess, Junior Princess, Senior Custodian and Junior Custodian, face east and return to their stations. Guide and Marshal walk around the Altar toward the East, then back on the East Line to a position in front of Custodians' pedestals and stand facing each other. First Messenger will stand, offer her arm to the nearest

honoree, and escort the honoree to the East leaving the honoree at the East Line where the Honored Queen will welcome to East with extended hand. First Messenger will return to their station by walking south on East Line to South Line, turn right, march west to point even with station and then north to station and be seated. Third Messenger will follow a similar format, then Second Messenger, Fourth Messenger, Fifth Messenger, and if needed, Treasurer and Chaplain. Honored Queen reads a small portion from the nomination form that the Bethel Guardian has provided, then calls on that honoree to speak.

HONORED QUEEN: Members and friends, these adults have proven themselves to be deserving of your respect and admiration. Please join me in giving them a very sincere congratulations. (*)**

The Honored Queen at this time will ask the new recipients to give a few words.

HONORED QUEEN: This completes the Distinguished Order of Job's Daughters Ceremony. (*)

Adult Worker Memorial Ceremony

This ceremony may be narrated by one Daughter, one member of the Supreme, Grand, Jurisdictional or Bethel Guardian Council, preferably someone who was close to the deceased during her/his life or a member of her/his Bethel, or a combination of several people, Daughters and/or adults.

NARRATOR: Let us pray: Heavenly Father, God of courage, strength, understanding and love; we thank you for the life of _____ . We shall miss her/his kindness and love. We are confident, as we bid her/him farewell in this life, we will one day join her/him again in that bright, fair land on High. Be very near and especially bless her/his family (names may be mentioned) and all those gathered this day to remember her/him. May all members of this _____ (Supreme, Grand, Jurisdictional or Bethel Guardian Council) know Your abiding presence and comfort. In the Master's holy name we pray. Amen.

The evergreen, which we present this day, is a symbol of everlasting life, which our God has given her/him. The Great Bethel on High has opened for _____, and she/he will now live in the arms of our God forever.

**Tender little memories of some word or deed
Give us strength and courage when we are in need...
Blessed little memories help to bear the pain that life has tossed
And soften all the tears and loneliness of our loss...
Precious little memories of little things that were done
Make the very darkest day a bright and happy one.
- *Author Unknown***

Because _____ was such a vital member of our Order and loved by many and because her/his fond memories will always be with us and give us comfort, she/he is with us still! A solo or special music may be presented.

Let us pray: May the Lord, Mighty God, bless and keep us forever. May He grant us perfect peace, and courage in every endeavor. Lift our eyes to see Your face, Oh God, and may we be blessed by Your grace forever. In the name of the Lord God, our Father, we humbly pray. Amen.

Memorial Ceremony

This ceremony is given under “Good of the Bethel,” following the close of the Bethel meeting or at an open meeting called for this purpose. It may also be presented at a funeral home or another appropriate location.

The flowers to be used in the ceremony are placed near the stations of the Guide and Marshal before the meeting opens. The flowers shall remain on the Altar (not on the Bible) until after the meeting is closed. If it is necessary to hold the Memorial Ceremony for more than one Daughter, the ceremony shall be modified to include all Daughters. This ceremony may also be modified for use as a tribute to an adult worker.

HONORED QUEEN: **Memorial Ceremony.**

Members and friends of Bethel number ... God has called to His eternal home our beloved member (first and last name.) Although her travels through the journey of life on earth were brief, we shall always cherish the memory of her presence among us.

RECORDER: (Name) **was born** (day, month, year) **at** (state, province, territory, or country) **and was initiated into Bethel number ... on** (day, month, year). **She entered the Great Bethel on High on** (day, month, year).

HONORED QUEEN: **Our Chaplain will lead us in prayer (***)**. March music: Handel’s “Largo.” The Guide and Marshal pick up the flowers, march to the South and North Marching Lines, turn and march east to the East Line. They then proceed on a diagonal line to a point on either side of the Altar, facing the Altar. When the Guide and Marshal are in position, the Chaplain goes to Altar. Altar music: “Sweet Hour of Prayer.”

CHAPLAIN: **Our Heavenly Father, we thank You for Your love and tender care. Make us worthy of that love. We thank You for the life of (first name). We shall miss her kind spirit and loving ways. Be very near to her loved ones. May we realize that we have only said “Good night,” and in that bright, fair land we shall bid her “Good morning.” Be with and bless the members of our Bethel. We ask this in Your Holy Name. Amen.** Chaplain rises (*).

SENIOR PRINCESS: **As a tribute to her life we place Lilies of the Valley on the Altar. They represent purity and the innocence of youth.** Marshal places a sprig of Lilies of the Valley on the Altar (not on the Bible).

JUNIOR PRINCESS: **As a tribute of our love to her we place Forget-Me-Nots on the Altar. They represent fine character and leave us with lasting memories.** Guide places the Forget-Me-Nots on Altar (not on the Bible).

HONORED QUEEN: **The evergreen is placed on the Altar as a symbol of life everlasting. The gates of the Great Bethel on High have opened for__and she lives in the arms of God forever.** Both the Guide and Marshal place a sprig of evergreen on the Altar.

If approved by the Executive Members of the BGC, other Officers and Members may approach the Altar and place a flower or sprig of green on the Altar (not on the Bible).

An appropriate song may be sung or played.

The Chaplain returns to her station. Altar music: “Sweet Hour of Prayer.” March music: Handel’s

“Largo.”

The Guide and Marshal turn and march east to the Altar Line, turn and march to the South and North Marching Lines, turn west march to their stations and are seated.

HONORED QUEEN: **This concludes the Memorial Ceremony (*)**

Easter Service

- During the Opening and first part of the meeting, Bethel Officers assume their stations.
- When it is time for the ceremony, Officers will retire from room. Guide and Marshal pick up Officers on each side by marching through Messengers' semicircle, and then to East Line, turning north and south, to sidelines, marching out of room. Officers re-enter Bethel Room singing "The Old Rugged Cross."
- The Honored Queen and the Guide lead off going to opposite sides of Guide and Marshal's stations and fifth Messenger's Chair, forming a single line in the semicircle. Honored Queen, leading line continues east and Guide remains standing in front of Cross, which has been placed just west of Altar. Other Officers form Cross, entering line alternately.
- To form arms of Cross, Senior Princess turns left at Fifth Messenger's station, followed by Inner Guard and Senior Custodian; Junior Princess turns right, followed by Outer Guard and Junior Custodian. When Officers are in position, Honored Queen proceeds with Ceremony.

HONORED QUEEN: Today in our world of hurry and bustle, of speed and noise, of hope and despair, the Cross of Jesus Christ seems very far away. Easter is the season in which we draw again to the Cross and remember especially the Crucifixion and Resurrection of our Lord. This evening has been set aside in order that we, in our Bethel, might turn again to the Cross. Let us listen while our Daughters tell the story of Easter. Each Daughter, as her turn comes, waits until preceding Daughter is on sideline walking to station then steps up to the Cross, tells her story, puts white flower in Cross, steps to side, walks to Altar Line, turns, walks to sideline and hence to station. Daughters take alternate sides right or left according to plates.

GUIDE: Almost two hundred years ago there lived in Galilee a man whose name was Jesus. He was a meek and humble man who knew no sin. He went about healing the sick and performing miracles. He taught the people of the love of God and claimed to be his son.

MARSHAL: The church leaders and many other people openly hated Jesus, and many times sought to kill him. He was rejected by his own townspeople. But a great crowd of people did follow Him, and obeyed His teachings, because they believed He had the words of eternal life

FIRST MESSENGER: On the first day of unleavened bread, Jesus gathered with the Disciples in an upper room to celebrate the Passover. When He had given thanks, He took the bread and wine and blessed them and gave them to his Disciples. Then He said, "one of you will betray me."

THIRD MESSENGER: After they had sung a hymn they went out to the Mount of Olives and into the Garden of Gethsemane. While Jesus prayed there, Judas (one of the twelve), came with a great crowd of soldiers and priests. He approached Jesus and kissed Him,

thereby betraying the Lord.

SECOND MESSENGER: Straightaway in the morning, the Council of Scribes and Elders was held. They declared Jesus was guilty, so He was taken to Pontius Pilate for trial. Pilate decided Jesus should be whipped and then released, but the crowds continued to cry out, “Crucify him.” So Pilate delivered Jesus into their hands that they might crucify Him.

FOURTH MESSENGER: (Placing a crown of thorns on Cross, not a flower.) The soldiers took Him away and placed a cape of purple upon His shoulders and a crown of thorns on His head, and they mocked Him, saying, “Hail, King of the Jews.” Then they led him away to be crucified.

FIFTH MESSENGER: They brought Him to a place called Golgotha, which means “the place of a skull” and here they crucified him together with two thieves, one on his right, one on his left. There hanging from the Cross, Jesus said, “Father, forgive them, for they know not what they do.”

LIBRARIAN: Even then they continued to mock him, saying “If thou be King of the Jews, save thyself,” and they placed a sign above his head which read “King of Jews.”

RECORDER: Suddenly darkness came upon the earth, and after the third hour Jesus cried aloud, “My God, my God, why hast Thou forsaken me?” Thinking He was thirsty, they gave him vinegar to drink. Then Jesus cried, “It is finished; Father into Thy hands I commend my spirit.” And He gave up the ghost

MUSICIAN: In the evening a rich man called Joseph of Arimethea came and took the body of Jesus from the Cross and with Nicodemus, wrapped it in linen with myrth and spices and placed it in a sepulchre. They rested the next day as it was the Sabbath.

TREASURER: Early on the first day of the week the women came to the tomb, bringing spices and ointments, but they found the stone rolled away and the body of Jesus gone.

SENIOR CUSTODIAN: And an angel appeared to them saying, “Why seek ye Jesus here? He is risen.” So they returned and told these things to the Disciples. The Disciples, however, would not believe and ran to see for themselves. They found indeed that Jesus had risen from the dead. Custodians walk directly to their stations. Junior Custodian waits until Senior Custodian reaches her station before she steps up. Similarly, the Princesses later.

JUNIOR CUSTODIAN: In the next forty days before His ascension, Jesus appeared to them in many ways. To Thomas, who would not believe until he saw the wounds, Jesus said, “Because ye have seen me ye have believed. Blessed are they that have not seen and yet have believed.”

Last five Officers: Inner Guard, Outer Guard, Chaplain, and Princesses, wait in their positions until Honored Queen has spoken.

HONORED QUEEN: My friends, you have heard the story of Easter, so seemingly tragic at the trial and crucifixion, yet in reality gloriously triumphant through the resurrection, which signifies consecration, for Jesus was made the sacrifice for our sins by His death on Calvary. Let us tonight, bring gifts of consecration to Him. Our remaining Officers will, on our behalf, present them at the Cross.

OUTER GUARD: Jesus used all his intellect and strength to preach the Gospel of Life. And so I bring my strength, both physical and mental, and consecrate it to his service.

INNER GUARD: Just as Jesus sacrificed his all on Calvary, not only His life, but everything He possessed, so tonight I bring my possessions and lay them at His feet. Princesses have purple flowers and place them at extremes of arms of Cross.

JUNIOR PRINCESS: Jesus prayed, “not my will, but Thine, be done.” So, I consecrate my will to Him that His will, not mine be done.

SENIOR PRINCESS: Just as Jesus gave his life that we might live, so I bring my life and place it at the Cross that He might use it as He wills.

Chaplain does not have flowers. She steps up and goes to north of Altar, then to east of Altar, and kneels. Daughters assume Attitude of Prayer with Chaplain.

CHAPLAIN: Dear Lord, our loving Savior, we thank You that You were willing to die upon the Cross for us because you loved us and that you rose again to give us eternal life. We pray that we might love You more day by day and gladly give our lives for Your service. Through Jesus’ name, Amen. Chaplain returns to her station

HONORED QUEEN: It is the Cross of Jesus Christ that we see in its divine form. Jesus died because He loved us. So tonight, bring the Crown of Roses, the rose, a symbol of love and the crown, a symbol of kingship to signify our love for Him and willingness to serve Him as King.

Honored Queen leaves East, goes west of Altar, stands in front of Cross, removes crown of thorns and places crown of roses on Cross, returns to station. Choir may sing, “Crown Him with Many Crowns,” or other suitable music or hymn. A Cross may be formed east of the Altar during the hymn.

Story of Job – 1975

- This 1975 version of the Story of Job can be used for competitions and historic exemplifications.
- This may be presented by an individual or as a team.
- It shall not be used in Regular Bethel Meetings.

FIRST MESSENGER: On the edge of an Arabian desert, there lived centuries ago a man whose name was Job. He was a pious and upright man who loved and feared God and turned away from all evil. God, in His goodness, blessed this man with great riches. With his wife, seven sons and three daughters, he lived in the valley in peace, happiness

and plenty. His vast estates stretched many miles over the plains and into the hills where grazed his countless flocks of sheep. Dotted the landscape in the lowlands, and shaded by giant palms, were the homes of his sons.

At the close of each day it was the custom of the younger members of this happy family to feast at one of their homes. Job, not wishing to impose the gravity of his years upon the festivities, remained at his own home in peace. Job feared that his children, in their worldly pleasures and untold wealth, might forget or turn away from God. By regular hours of worship, he taught his family to share in his righteousness.

In the Heavenly Council God commended the piety of his faithful servant Job. The Adversary, whose mission was to test the faith of the people of the earth, accused Job of being pious because God had blessed him with great wealth and extensive estates and possessions. He declared that if God should take away Job's riches, his piety and reverence would turn to hate. God permitted the Adversary to try Job's faith, but warned him not to do bodily harm to Job. So the Adversary set forth on his mission.

SECOND MESSENGER: Job was happy, for his children were about him. The days faded into evening, and he looked out on the peaceful land and watched the stars as they came forth in silent procession. He silently glorified the Great Hand which controls the universe.

But there came a day when the Adversary struck Job with his wrath. Messengers falling at Job's feet told him of disaster following disaster; his flocks destroyed by lightning; his beasts of burden carried away by plundering tribes; his servants put to the sword; and finally, the death of his sons and daughters by a mighty wind which laid low the homes of feasting and pleasure.

Job, in anguish, cast himself upon the ground, laying his forehead in the dust. The Adversary watched, ever ready to return to his Master with the story of Job's fall from his faith in God. In spite of his misfortunes, Job remained steadfast and continued to worship God.

Again the Adversary approached the throne saying, "All that a man hath will he give for his life. Put forth Thine hand and touch his flesh and he will turn from Thee." God answered, "He is in thine hand, but save his life."

The Adversary went forth. Job's suffering was intense. He was banished from the habitations of man. Yet, in his suffering and misfortune, he remained faithful to God, saying, "Shall we receive good at the hand of God and not expect to receive misfortune?"

THIRD MESSENGER: Job, stricken with a never-ceasing torture, sought refuge upon a heap of ashes. He was almost helpless, and his feeble efforts to arise from the ground provoked the mirth of the children who played about.

His companions were beggars and outcasts. The day faded into evening. Again, Job heard the twilight song bird, but its strain had changed to sorrow. He gazed with reverence upon the horizon streaked with the afterglow of a lowering sun. His eyes paused upon the ruins of the homes of his sons, and in his troubled mind, again he saw the candlelights grow dark - one by one - until the last. All was darkness, and Job, in the agony of his heart, cried aloud, "Why does God continue life to the wretched who long for death?"

As daylight dispelled the gloom, there came out of the East three men. They were the friends of his youth, Eliphaz, Bildad, and Zophar. They met by appointment to tell Job

of their sympathy, for the story of his misfortune had travelled to the farthest parts. They sought Job among the outcasts but knew him not. When at last they found their friend, they looked upon him in great pity and watched with him. They knew that his grief and suffering were intense. They waited until Job, in his misery, broke the silence.

At length Job spoke, "Let the day perish wherein I was born." He continued portraying a peaceful vision of death and release from earthly suffering. He awakened to his real condition and his words rose like the storm after the lull. "Why is light given to a man whose way is hid?" Job spoke with the passion of despair and the bitterness of his misery. The eldest of his friends reminded him that calamity destroys only the wicked and the righteous will endure.

Again and yet again, the friends insisted that Job was being punished for sinful acts. Job replied to each in turn. He maintained his purity and righteousness and wondered at the work of God's Divine Hand.

FOURTH MESSENGER: Job's cries to God to appear were heard by the Almighty. There came a wind whirling about the mound, and out of the tumult came God's answer, "Who is this that darkeneth counsel by words without knowledge? Where wast thou when I laid the foundations of the earth? Declare, if thou hast understanding." So on and on the whispering of the wind asked Job, "Who shall make the sun to shine and the moon to walk its silvery path; the troubled waters of the sea to be calm and the rivers to flow their winding course; the rolling thunder and the flashing lightning to cease; the birds to sing their lay and the beasts to roam the plain; and the earth to move in its appointed course? Who shall satisfy the desolate and vast ground with gentle rains and scatter the east wind upon the earth?"

Job heard in shame and answered, "Behold I will lay my hand upon my mouth. Once I have spoken, but now I will not answer." Again the voice persists, "If thou hast an arm like God, take up the sword and rule the universe, but lay low all that is proud, subdue the forces of evil, and hide the faces of the wicked in darkness."

Job answered, "I know Thou can do everything, and that no thought can be hidden from Thee. Therefore, I have uttered that which I knew not, and I repent in dust and ashes."

Then the Lord spake unto Eliphaz saying, "My wrath is kindled against thee and thy two friends, for ye have not spoken of me the things that are right, as my servant Job hath."

Job's righteousness had prevailed. God laid His hand upon him, healed his wounds, guided him to the ruins of his home and restored to him twice as much of the world's goods as he had before. So Job lived for many years in peace and plenty as a reward for his steadfastness during the trial by the Adversary.

FIFTH MESSENGER: The story of Job is a lesson of life. It has been handed down from generation to generation in the Sacred Writings. Whatever its antiquity, it is as true today as when it was written.

The members of this Order are just beginning the warfare of life - the trials of human existence. We are going forth on our pilgrimage filled with ambition and hope. All the magic of youth and the joy of life are ours, and our eyes are filled with wondering interest in the world's affairs.

We know not what may be written in our book of destiny. There may come a time when, through adversity, we may be tried for our faith in the Great Creator of Heaven and earth. We may in the years to come be fettered by poverty and toil, yet in our hearts there should forever echo the remembrance of the trials of Job, his steadfastness to God and the reward for his righteousness.

The Sacred Book informs us that Job was rewarded with twice as much of the world's goods as he had before, and that other sons and daughters were given to him. But above all, he enjoyed the blissful happiness of the commendation of God for his faith. The closing chapter of the Book tells us, "In all the land were no women found so fair as the daughters of Job, and their father gave them inheritance among their brethren." Let it be our purpose so to live that the members of our Order will be known throughout the land as true Daughters of Job.

Section G: Ceremonies for Other Organizations

Honoring Masonic Organizations

SUGGESTIONS:

- This ceremony is most adaptable. It can be given by one or more Bethels. Formation of emblems may be arranged to fit available floor space. No Altar is necessary. One or more Narrators may be used.
- If this is to be an evening's entertainment with no formal opening of any organization, the evening could be opened with a Master of Ceremonies, preferably a Mason, either the Master or a Past Master. It would honor Masonry in having a Master or Past Master to present the Narrators during the evening. It is desirable to: have a Master Mason or Associate Bethel Guardian give the narration during the formation of the Masonic Emblem; have an Eastern Star member be narrator for the Eastern Star Emblem; have, if possible, a mature member of Job's Daughters narrate for the Job's Daughters' Emblem. She should be one experienced in giving readings. It is also desirable to have a Job's Daughter narrate for the closing (unless one narrator is used during the whole evening.)
- The Tribute to the Job's Daughters' Flag should be memorized and presented by a Job's Daughter.
- Daughters wear Official Regalia.
- To make the Star more colorful, a band of ribbon or crepe paper in Star Point colors may be fastened on right shoulder across the front to waistline under left arm.
- Approximate time for the ceremony is forty minutes.
- Musician plays march music as Daughters enter, forming Square and Compass. Soft music may be played during reading. Lights semi-dimmed.

a. Masons

NARRATOR: The history of Masonry dates back to the time before the Christian era. In the middle of the Seventeenth Century, a group of skilled architects banded themselves together for the protection of their craft and the prosperity of their skills. They were the first "Master Masons", creators of the magnificent edifices of the medieval period of Cathedral building in Europe. They worked under their own government, traveling from place to place as work required.

Some years later, in 1702, a London, England, lodge decided to open the doors of Masonry to men unskilled in architecture. As the demand for operative skill decreased, the lofty moral principles, noble deeds and manly virtues of those who were already members, attracted to this society men of prominence in Church and State, whose higher character and fine attainments had made them distinguished. This is the origin of Free Masonry as we know it today.

Persecuted by Church and State because of its successful effort to promote free thinking and lofty ideals, its history pages are smeared with the blood of martyrs who gave their lives that this Order survive. Its history also has many gilded pages covered with the records of deeds well done, of bonded men set free, and of mercy and good-will to all mankind.

A writer of authority on the subject of Masonry tells us that the great secret of this Order is that it makes men aware of the divine within them. A Mason's whole life takes its beauty and meaning from this diving spark and inspires him to follow and obey it. This same writer says, "a man is a Mason, when he can look out over the rivers, the hills, and the far horizon with a profound sense of his own littleness in the vast scheme of things, and yet have faith, hope and courage which is the root of every virtue."

This quotation from "The Veil of Isis" by Winwood Reade, is a revelation of the high ideals of this great Masonic Order that we revere and honor. Full lights here.

"The doctrines of Masonry are the most beautiful that are possible to imagine. They breathe the simplicity of the earliest ages, animated by the love of a martyred God. That word which Puritans translated charity, but which is really love, is the keystone which supports the entire edifice of this mystic science. Love one another, teach one another, help one another. This is all our doctrine, all our science, all our law. We have no narrow-minded prejudices; we do not debar from our society this sect or that sect; it is sufficient for us that man worships God no matter under what name or in what manner. It is impossible to be a good Mason without being a good man."

Here we have formed the Square and Compass, symbolic emblems of this exalted Order, to which the youth assembled this evening owe their heritage. We exalt it, honor it. We are proud of its victories over bitter persecution, we are grateful for its triumph over the snares of time.

Solo: "How Firm A Foundation". March music for Daughters to retire.

b. Eastern Star

Musician plays march music as Daughters enter to form a star. Soft music may be played during reading. Lights semi-dimmed as member enter, then raised later.

NARRATOR: Women are no part of the Masonic Order. But woman's heart does beat responsively to the same inspiration that prompts man to noble deeds, and out of this desire to serve in a like manner and the human desire for fraternal fellowship came the banding together of women of Masonic relationship known as The Order of the Eastern Star.

This glorious star, significant of the Star of Bethlehem which heralded the coming of the Light of all Lights, has in less than a century shed its rays of light into all parts of the world. Its dignity and beauty as a fraternal order is respected and revered by Masons and laymen alike. (Lights bright here.)

Oh, great and glorious Eastern Star whose light has shed both near and far
To bless and comfort young and old, Yea, light their path to a sheltered fold, we honor thee.
Your ray of blue has taught us too that God loves us as fathers do.
Fidelity in each kindred soul is the valued lesson by the blue ray told.

The golden light of the second ray
has changed the outlook of many a day,

Here we recall that labor brings love, the reward of labor sent from above.
Constancy of purpose be it humble or great

is blessed with companionship, a joy to relate.

Loyalty shines from the pure ray of white and loyalty pierces the darkness of night. It demands allegiance to family and friend, to Nation, to God, to the World, without end. Loyalty is the lesson on our hearts we must write if God is to guide us in the pathway of right.

Green pastures mean growth and new life on the earth for good Eastern Stars, green symbolizes rebirth. The green of the fourth ray is the hope of all men for it tells by its story, "We shall live again."

The red of the fifth ray is the symbol of love, mother love, Fraternal love, the love from above That God in His Fatherhood gives to each one, who seeks but to know Him and His Blessed Son.

Yes, Glorious Order of the Eastern Star, we pay you just tribute, for nothing can bar the light of your good deeds, your teachings of faith, the gifts of fine women to country and state. This star of your Daughters is our tribute to you, with our respect and honor, in all that we do. In loving tribute one of our Daughters sings: ("the Lord is My Light". March music for Daughters to retire.

c. Order of the Amaranth

NARRATOR: The Order of the Amaranth has a royal ancestry, being founded upon and descended from an order created by Queen Christina of Sweden in 1653. This brilliant young woman who became queen of her warlike nation at the age of six, devoted her life to promoting, learning and the fine arts.

Christina created an Order of the Amaranth to honor Lady Amaranth, a woman of rare beauty, charm and virtuous and noble character. For many years the Order was immensely popular throughout Europe, and the most distinguished ladies and gentlemen considered themselves honored by being made members of the Order. During Christina's reign, the Order was supported with royal pomp, dignity, and magnificence by the ladies and knights of Royal Court.

The Order of the Amaranth appeared again in France when the Lodges of Adoption were organized about 1730, each of which was under the control of a Masonic Lodge.

The Supreme Council of the Order of the Amaranth was formally organized in New York City in 1873 by Robert McCoy, a 33rd Degree Mason, assisted by Robert Morris and several other prominent Masons. Their original intent was to have Amaranth as the third degree in an organization for young women with Masonic affiliation, but in 1921 this idea was changed, and the Order of the Amaranth became a distinct, independent organization. The Supreme Council of the Order of the Amaranth of the World draws its membership direct from Masonic families, receiving wives, mothers, widows, sisters, half-sisters, daughters, granddaughters, step-daughters, and adopted daughters of Master Masons in good standing.

The teachings of the Order of the Amaranth are eternal, and its stately ceremonies impress upon us our duty to our God, to our country, and to one another. The ideals of home, friendship, and hospitality, the impressive lessons of truth, faith, wisdom, and charity, and devotion to the flag of our country, encourage highest standards of conduct and honorable actions.

The leaves of the amaranth plant are indicative of distinction and honor. When formed into the “Amaranthine” wreath with its never-ending circle, they symbolize the bond of fraternal friendship which encircles our beloved Order. Centered on the Standard of the Order is the Amaranthine Wreath encircling the Crown and the Sword, emblems of royalty and power which united symbolize unity and strength.

d. White Shrine of Jerusalem

NARRATOR: The ritual of the Order of the White Shrine of Jerusalem is founded upon the birth and life of Christ. Its teachings are scriptural and intended to illustrate and impress upon the minds of the initiates, the humble but glorious birth and life of Him who trod the winepress of life alone.

The mission of the Order is to uphold the simple religion of Christ and further His gospel of “peace and good will upon the earth,” to do noble deeds, and by acts of kindness and words of cheer, make the world a better and brighter place for him or her, who, in the hour of sorrow or affliction sees nothing but darkness. There is but one degree and the obligation is based upon the honor of those who obtain it, and once voluntarily assumed, is perpetual. The emblems are the star, the Cross, and the shepherd’s crook.

The beautiful story related by the three wise men and the shepherd admonishes us to exercise thoughtful, loving kindness and patience. We are led by ways we know now, but if we are earnest, conscientious and walk in the light as it is given us, then we may safely trust the results in the hands of Him who does all things well.

Masonic Tribute

SUGGESTIONS:

1. This ceremony may be performed at a regular Bethel meeting when there is a special night to honor Masons.
2. It may be used as an exemplification to a Masonic Lodge.
3. It may be used at a Masonic Installation in which case the phrases in parentheses would be used.

The Bethel Guardian and Associate Bethel Guardian accompanied by the Guide and the Marshal enter the room and proceed on the North and South Lines to the East Line. They all turn toward the center. Guide and Marshal stop in front of the Custodians' chairs and face each other. The Bethel Guardian and Associate Bethel Guardian ascend the Dais. As they turn west, the Guide and Marshal also turn west.

BETHEL GUARDIAN: Guide and Marshal, you will retire and present the members of Bethel _____ to the Master Masons of _____ Lodge No. _____ [and their guests / who have gathered for this special occasion.]

The Guide and Marshal return to the North and South Marching Lines and proceed to the Anteroom and Preparation Room, opening the doors and standing at the front of the line of officers. They proceed on the North and South Marching Lines and form the Square and Compass formation (See Diagram 47). The line-up is as follows:

Preparation Room

Marshal
Outer Guard
2nd Messenger
4th Messenger
3rd Messenger
Chaplain
Librarian
Senior Princess
Senior Custodian

Anteroom

Guide
Inner Guard
5th Messenger
1st Messenger
Treasurer
Recorder
Junior Princess
Honored Queen
Junior Custodian

As the Officers enter the Narrator begins to read.

FIRST NARRATOR: Through the centuries, one group of men has taught a higher meaning of life and promoted free thinking. They are the Master Masons. We honor the [members / new Officers] of _____ Lodge [at the installation of their __[year]__ officers / for their work in continuing this honorable commitment].

For the members of Bethel, Master Masons represent the strong values of loving one another and helping one another – the tenets of Masonry that are shared by Job's Daughters International. The basis of our Order is found in the Book of Job, 42nd Chapter, 15th Verse: "And in all the land were no women found so fair as the daughters of Job and

their father gave them inheritance among their brethren.”

Tonight, we emphasize the latter part of that quotation, “...and their father gave them inheritance among their brethren.” To become a Job’s Daughter a young woman must be related to a Master Mason, or related to a Majority Member of Job’s Daughters, or sponsored by a Master Mason. That is the inheritance she receives from you. This kinship is a special one. Therefore, we share not only a commitment to a common set of values, but also a common heritage.

SECOND NARRATOR: The members of Bethel _____ have formed the Square and Compass – the symbol of Freemasonry. In honor of _____, Worshipful Master of _____ Lodge, we form the square, the emblem of his office, which calls Masons to square their actions by the square of virtue. Just as the Worshipful Master is charged to teach morality, the members of Job’s Daughters are committed to live a virtuous life as stated in our motto, “Virtue is a quality which highly adorns woman.” The Chaplain, Treasurer and the five Messengers comprise the Square and represent the virtues of piety, honesty and reverence for our Creator.

FIRST NARRATOR: To the members of _____ Lodge, we dedicate our formation of the Compass which circumscribes the bounds for the moral application of the teachings of Masonry. In our Compass you will find the elected officers as well as other officers. This implies the equality of each of us, and that the same parameters apply to each of us no matter what our station in life may be. Members of _____ Lodge, you have hewn a smooth cornerstone, free of imperfections, upon which is built a solid foundation for the protective walls that will enclose the members of Bethel number _____. We use you as an example as we strive to live up to the Masonic principles you represent. Job’s Daughters hold you in great respect, and at each meeting we recognize your influence by praying, “We thank you for the Masons who are the cornerstone of our organization.” _____ Lodge and Bethel number _____ are united in purpose and philosophy, and [tonight / on this special occasion] we celebrate our togetherness.

Bethel Setup for Installation of Officers.

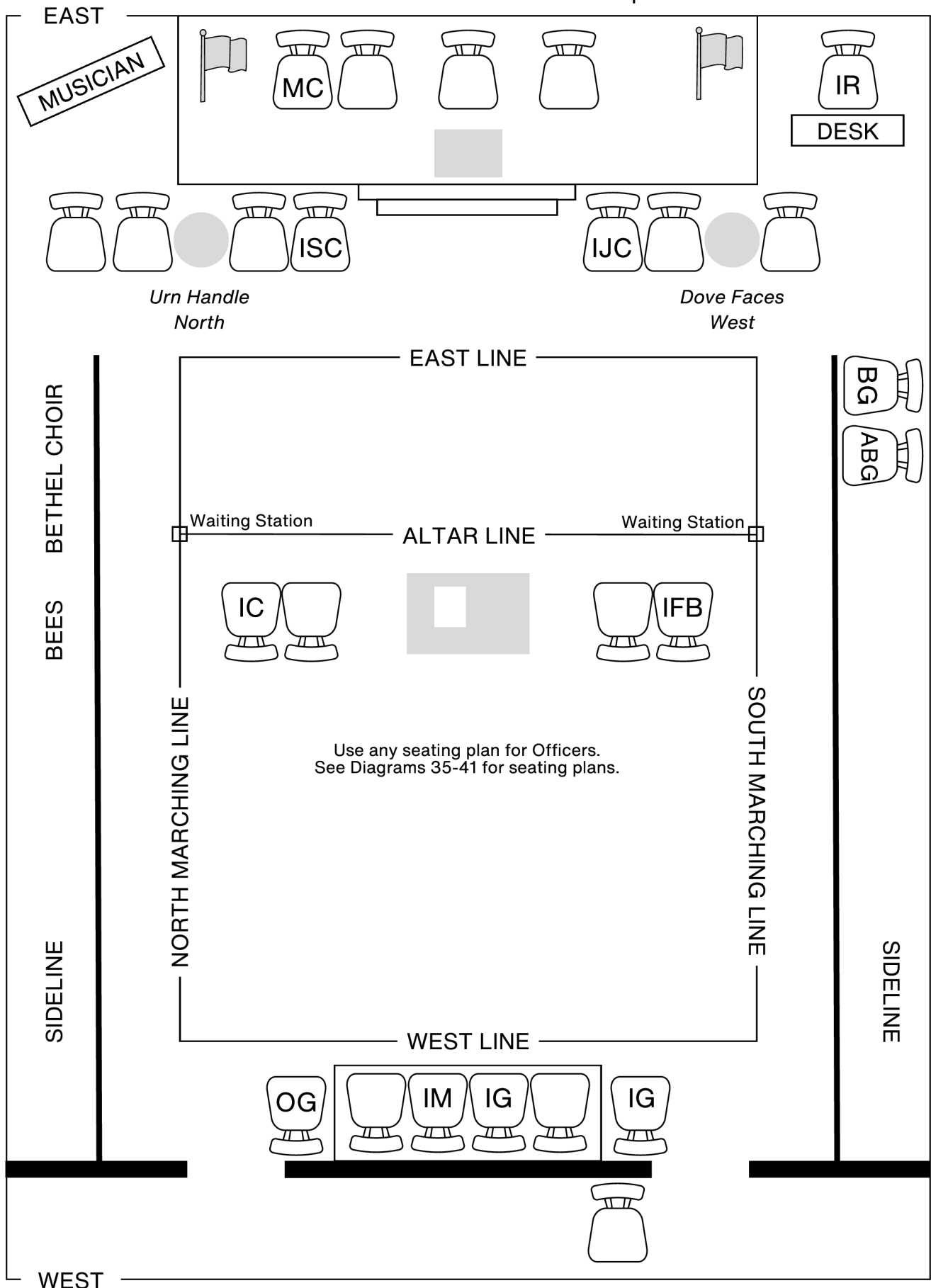
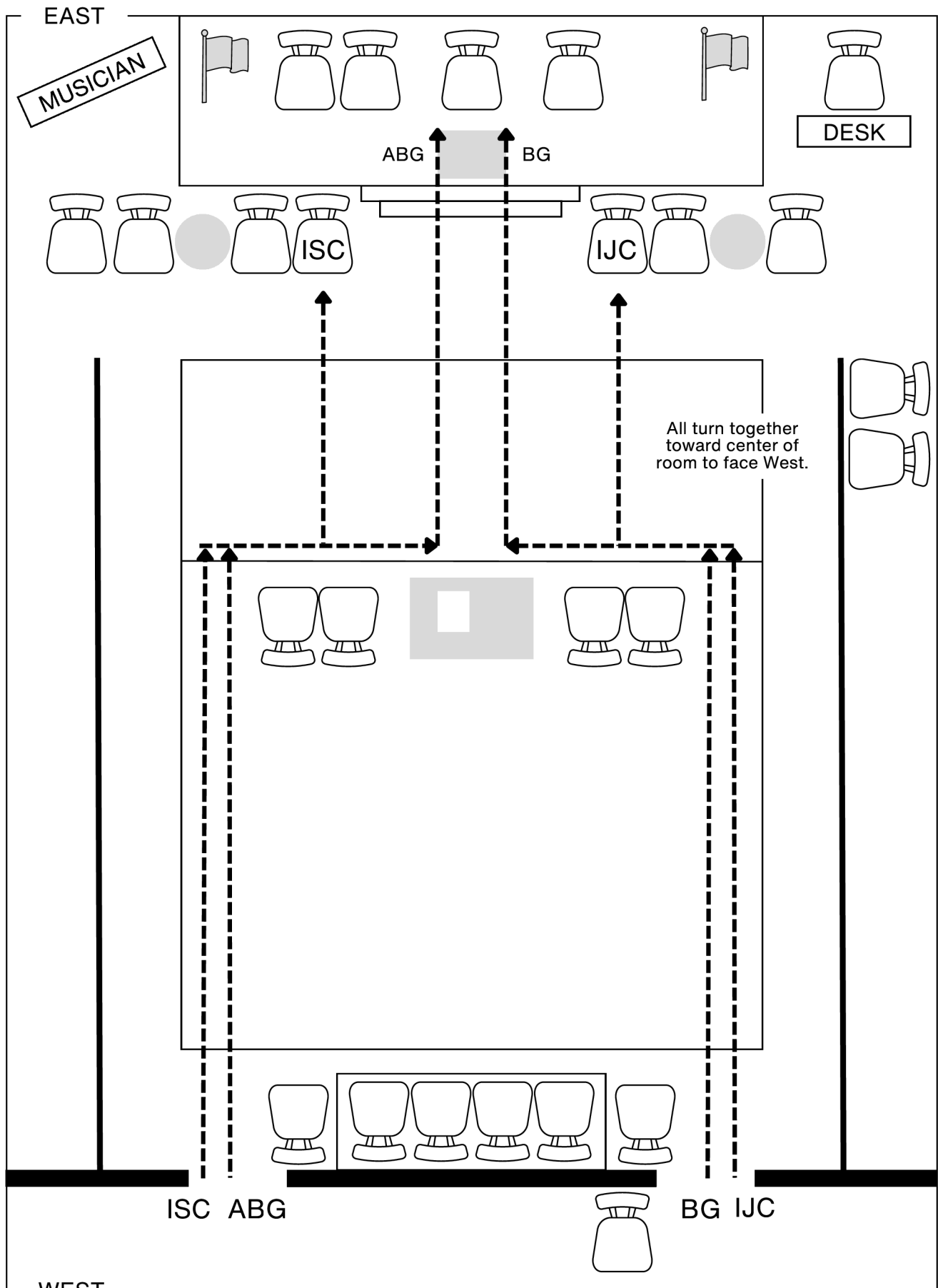


Diagram 1

Entrance of Bethel Guardian and Associate Bethel Guardian.



Installation

Escort of Master or Mistress of Ceremonies or Installing Officers.

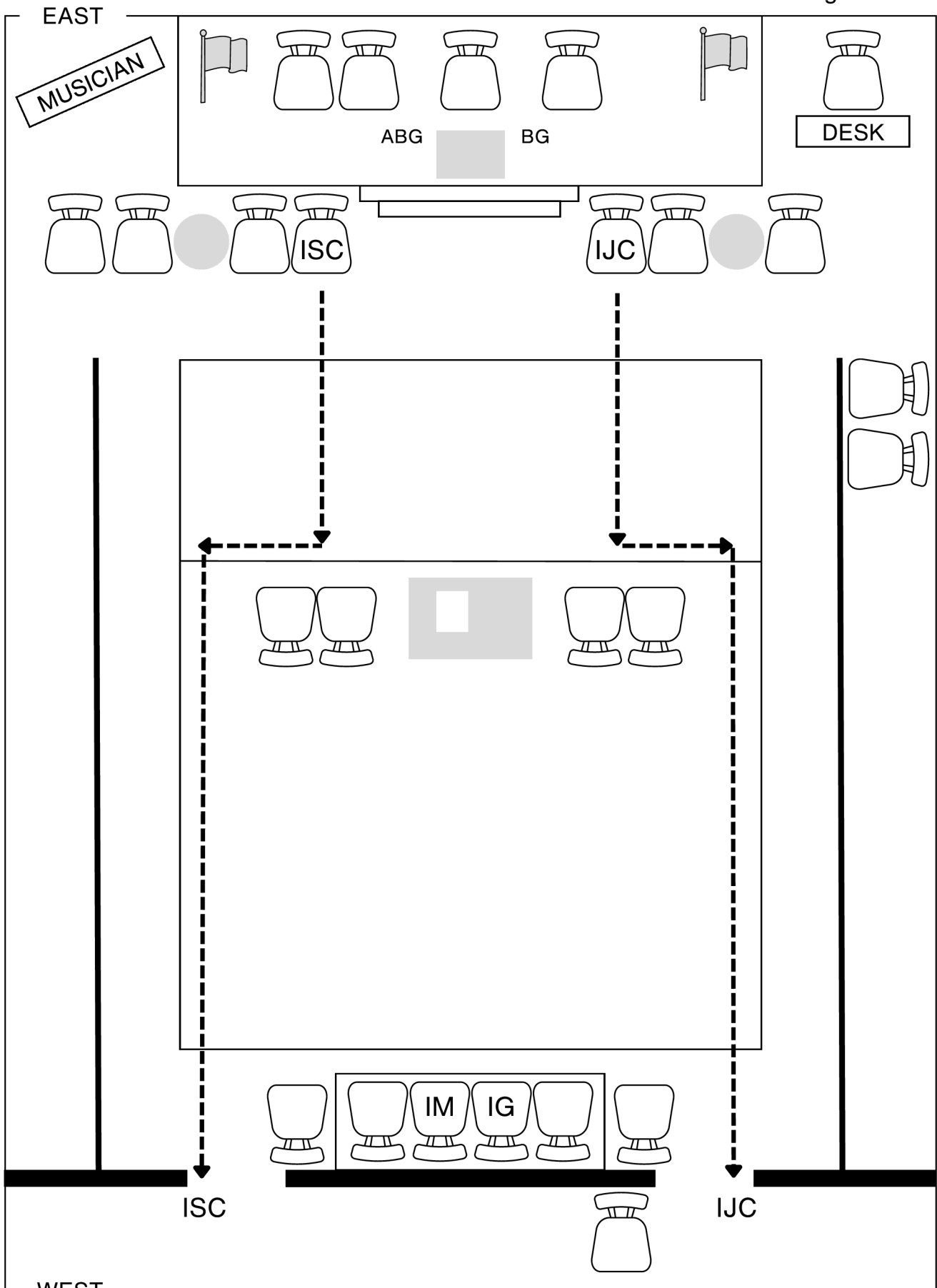


Diagram 3

Installation

Escort of Master or Mistress of Ceremonies to East.

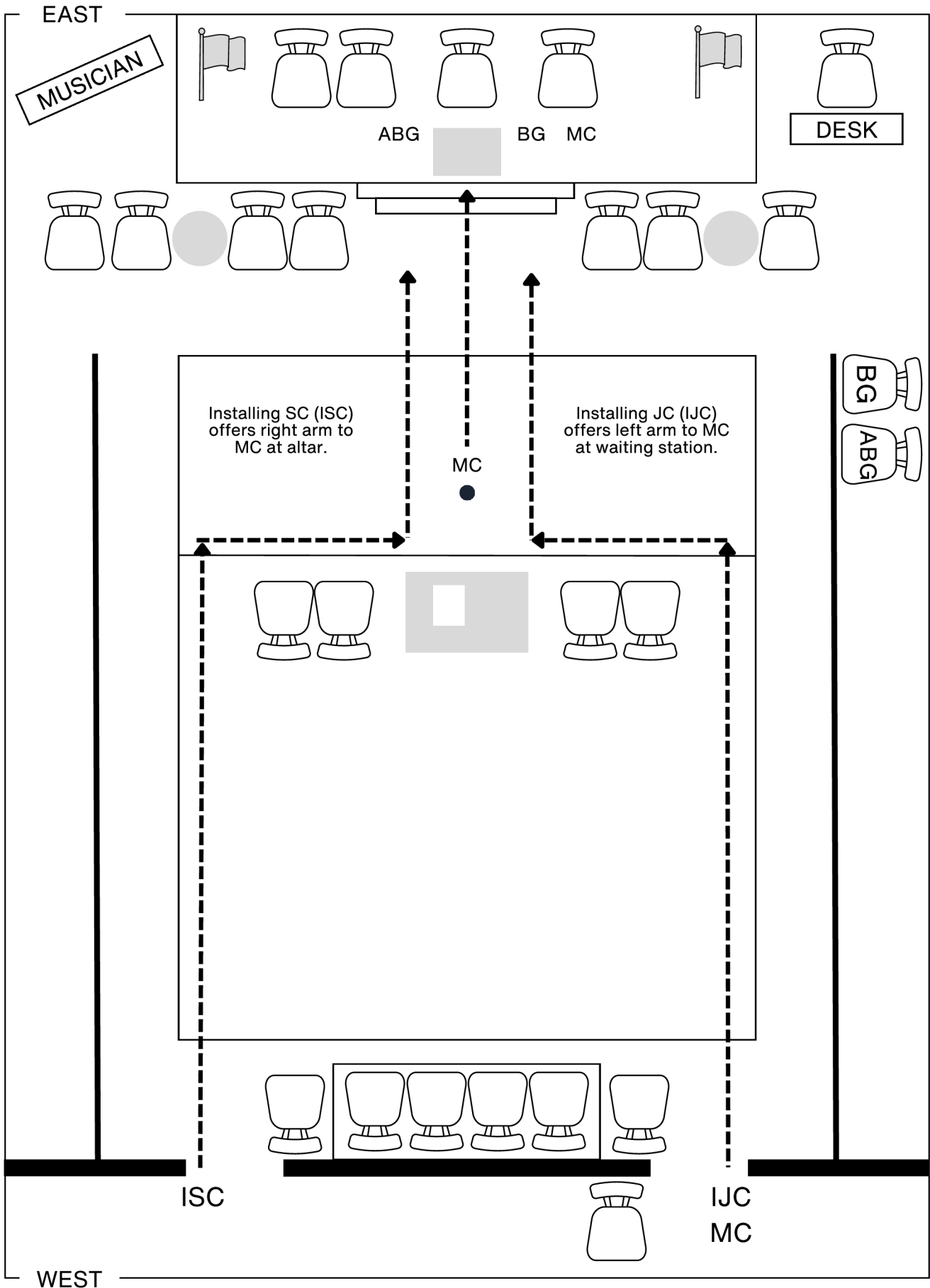


Diagram 4

Installation

Associate Bethel Guardian Retires.

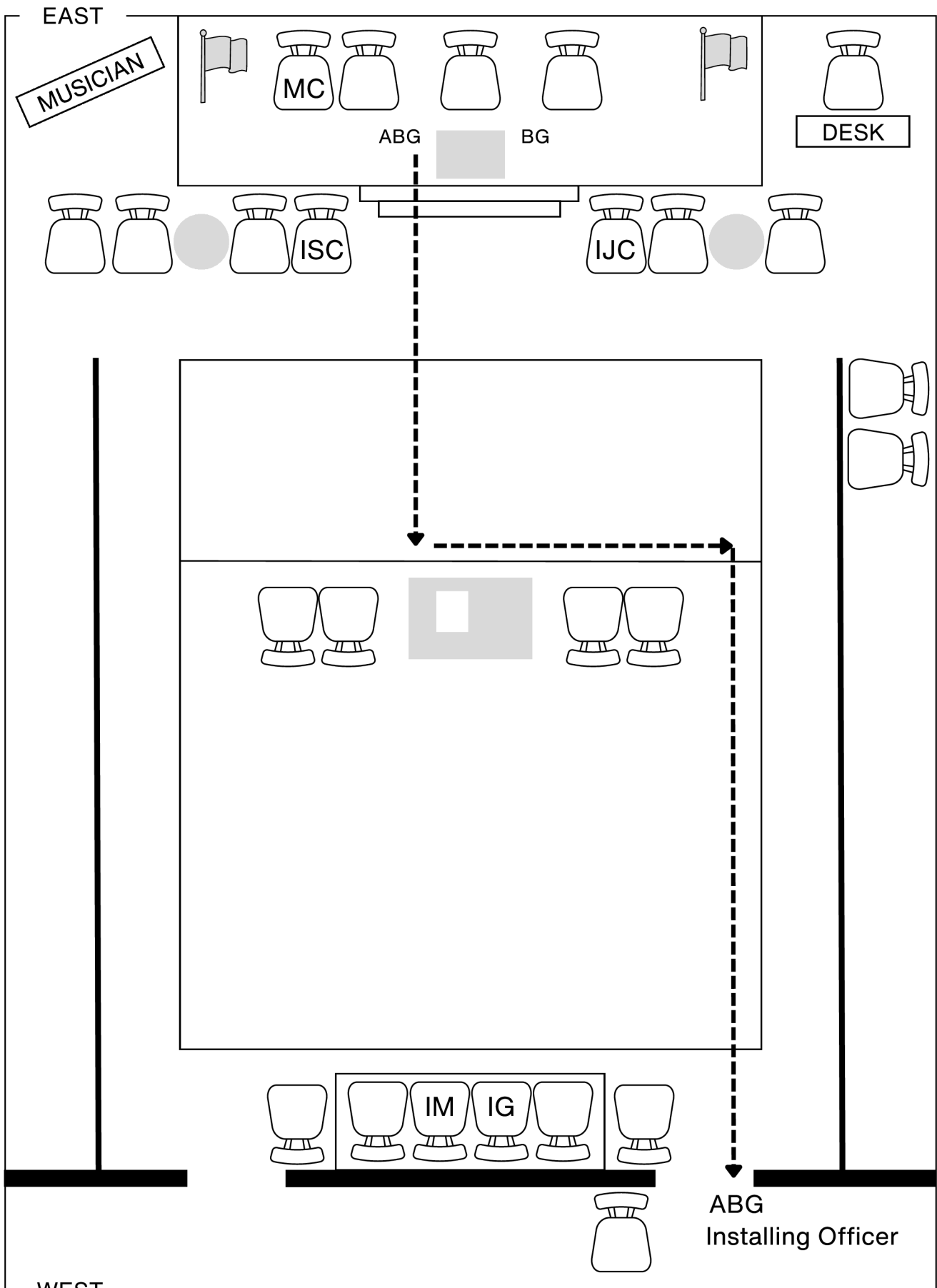


Diagram 5

Installation

Associate Bethel Guardian escorts and presents Installing Officer.

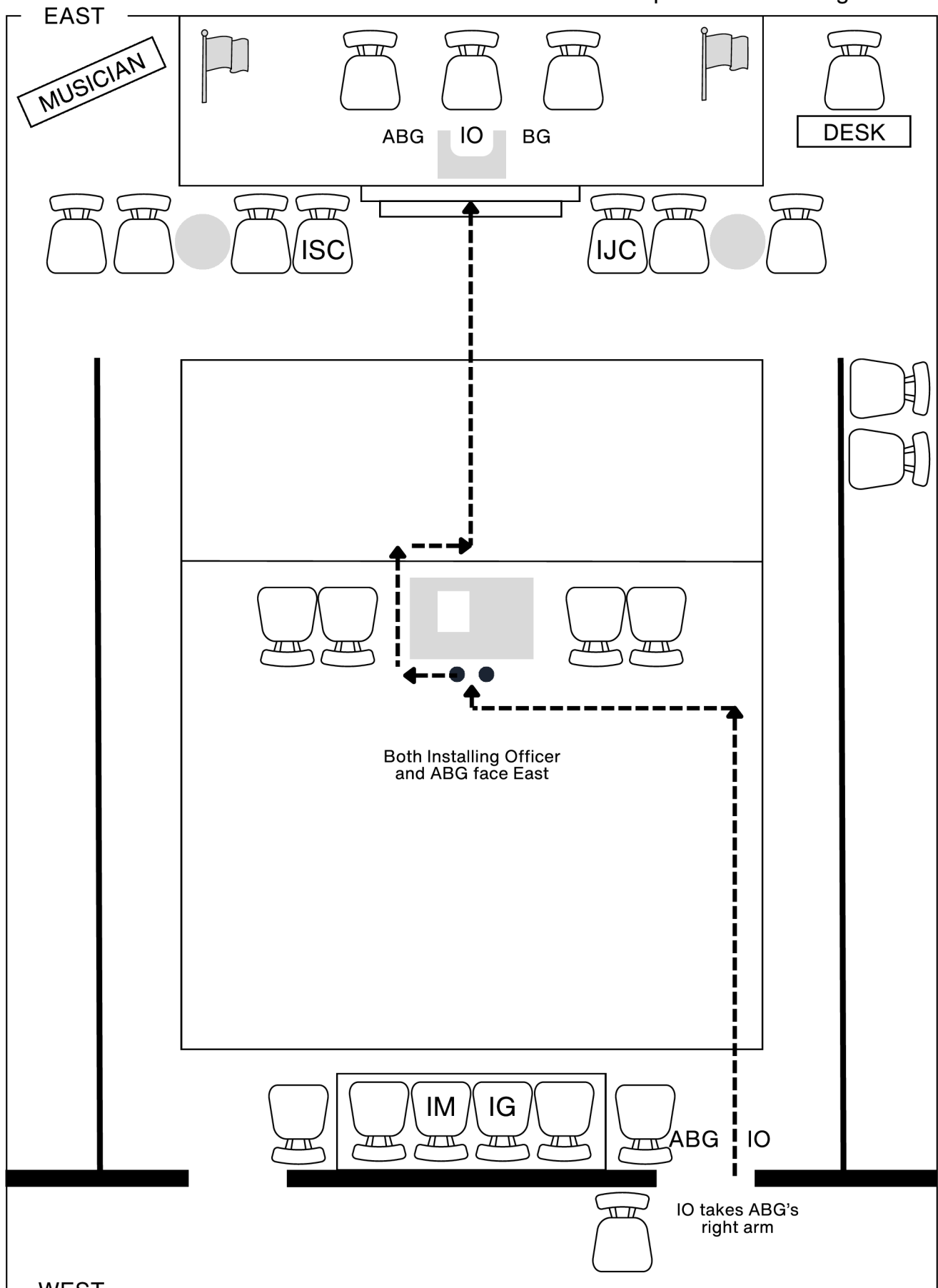


Diagram 6

Installation

Instance of Installing Officers.

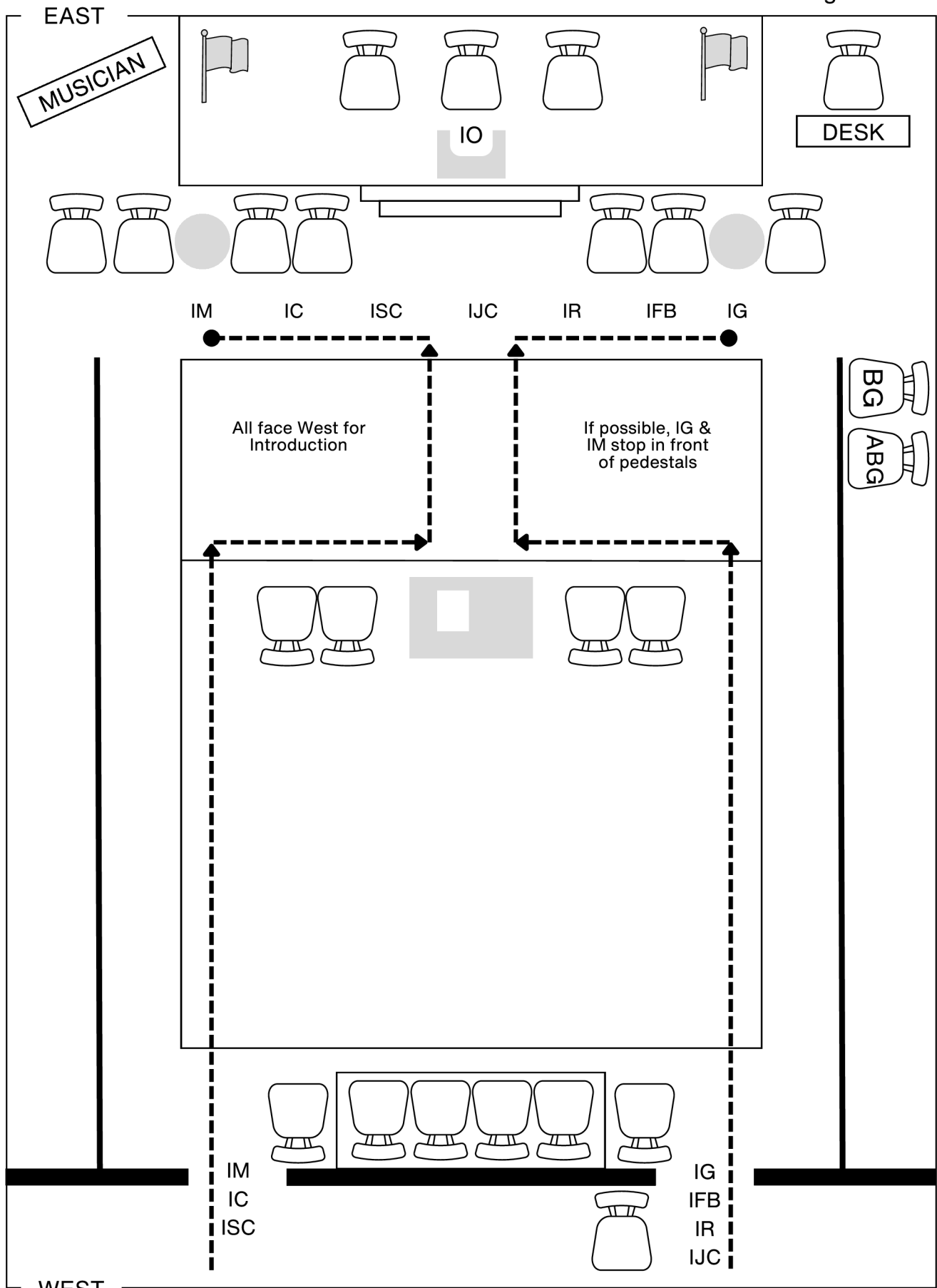
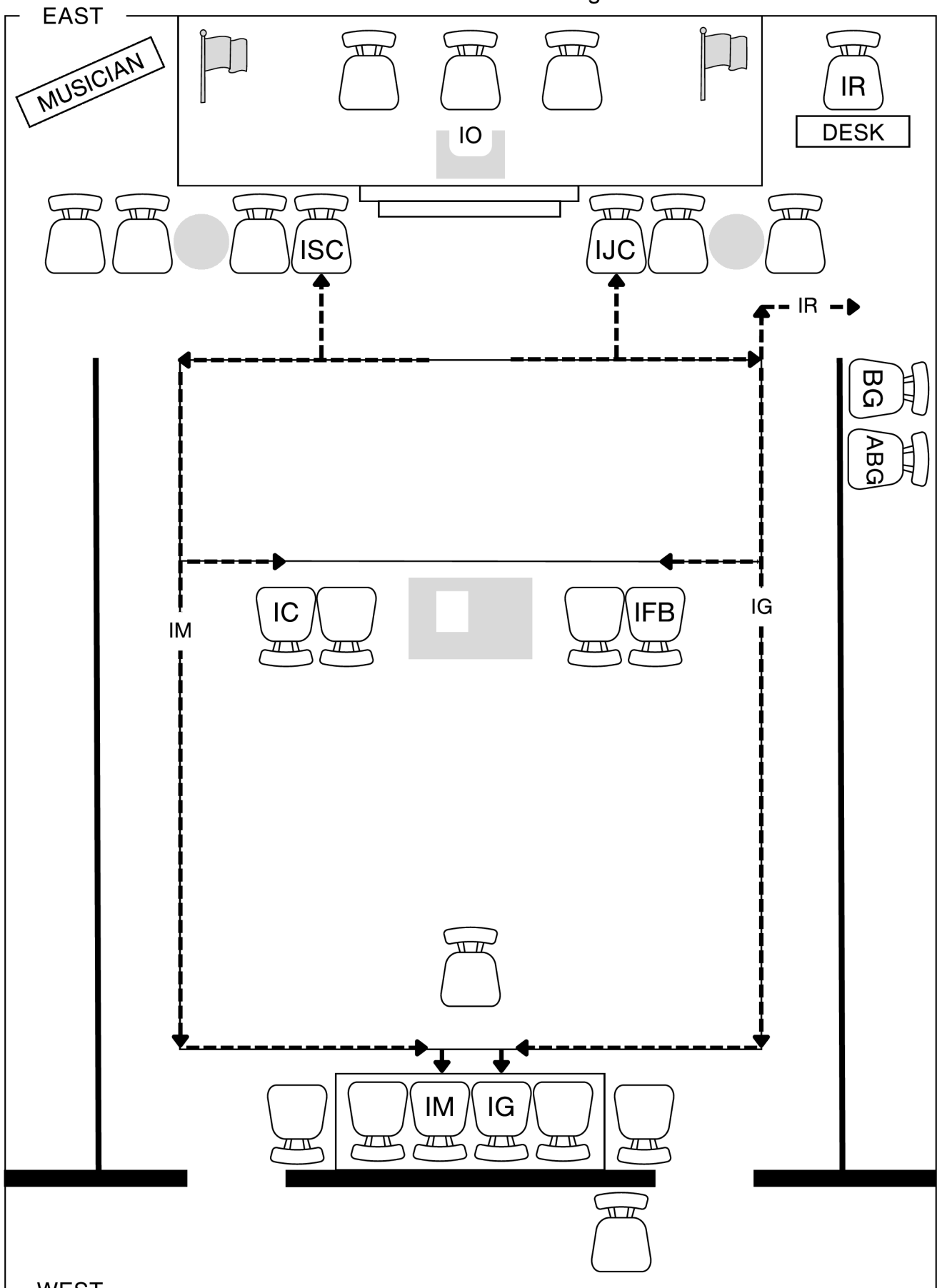


Diagram 7

Installation

Installing Officers assume their stations.



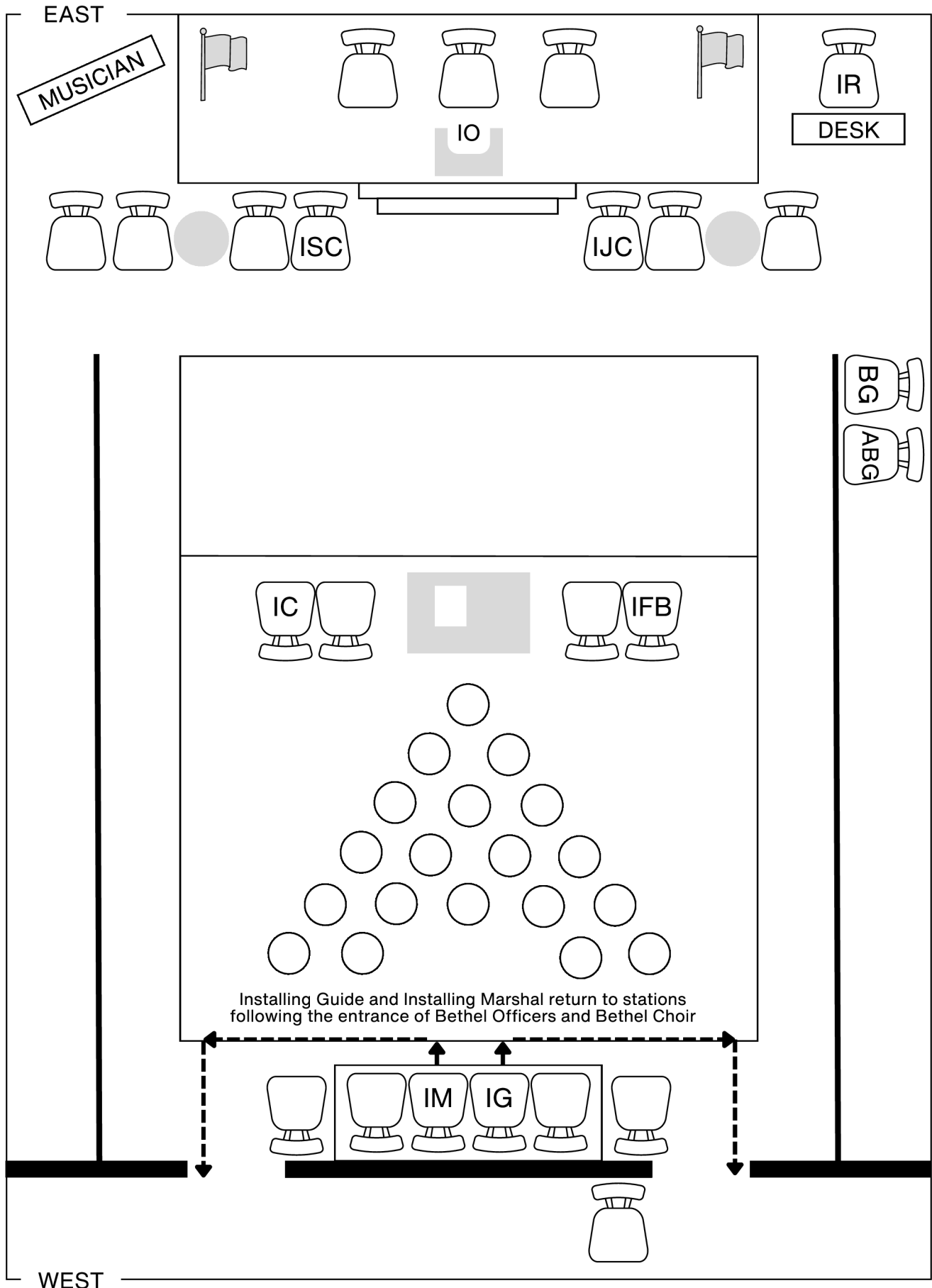
EAST

MUSICIAN

WEST

Diagram 8

IG and IM retire for entrance of Bethel Officers and Bethel Choir.



Installation

Installing Guide and Installing Marshal begin escort of the Holy Bible.

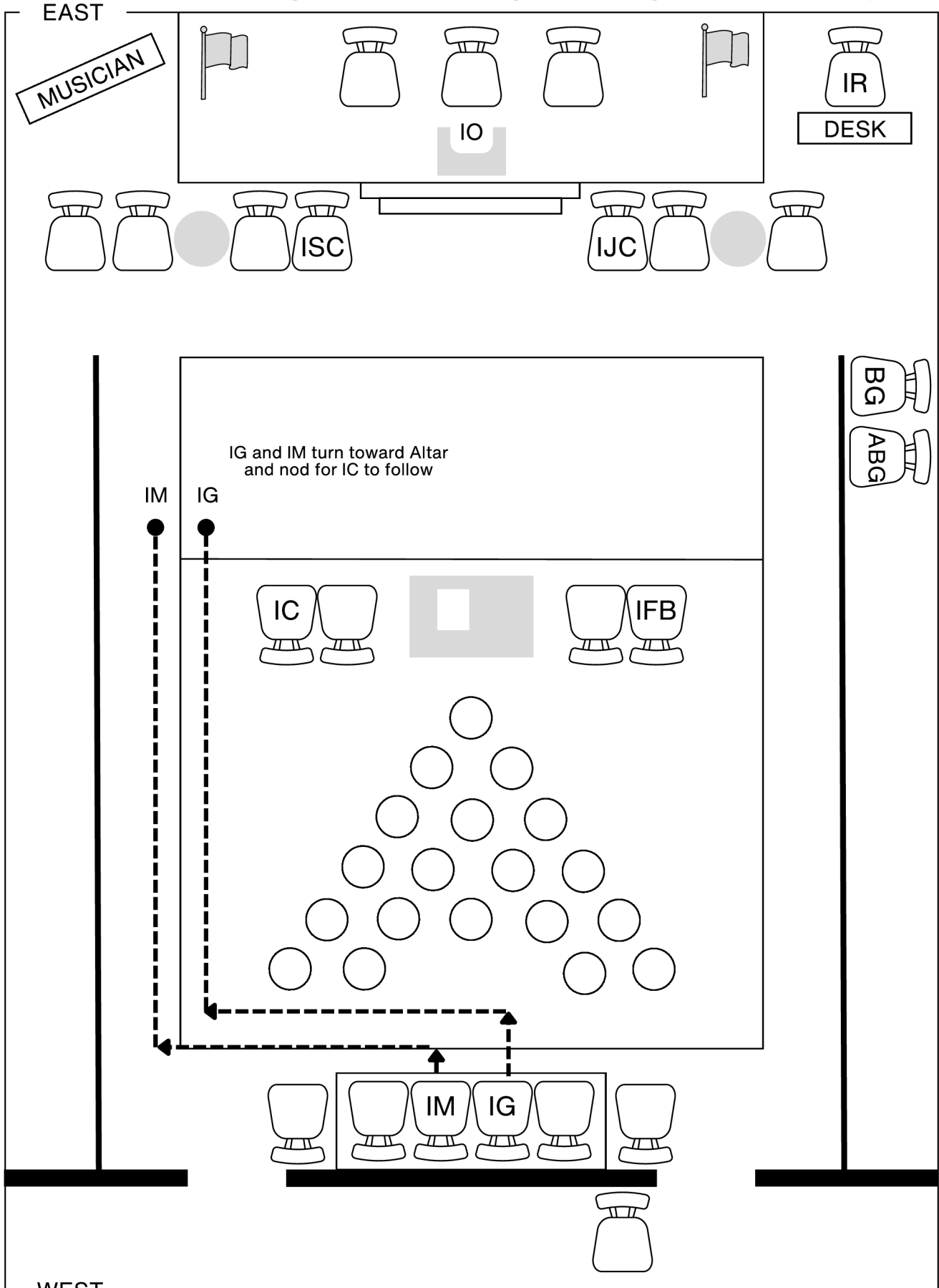


Diagram 10

Installation

IG & IM escort Installing Chaplain from Bethel.

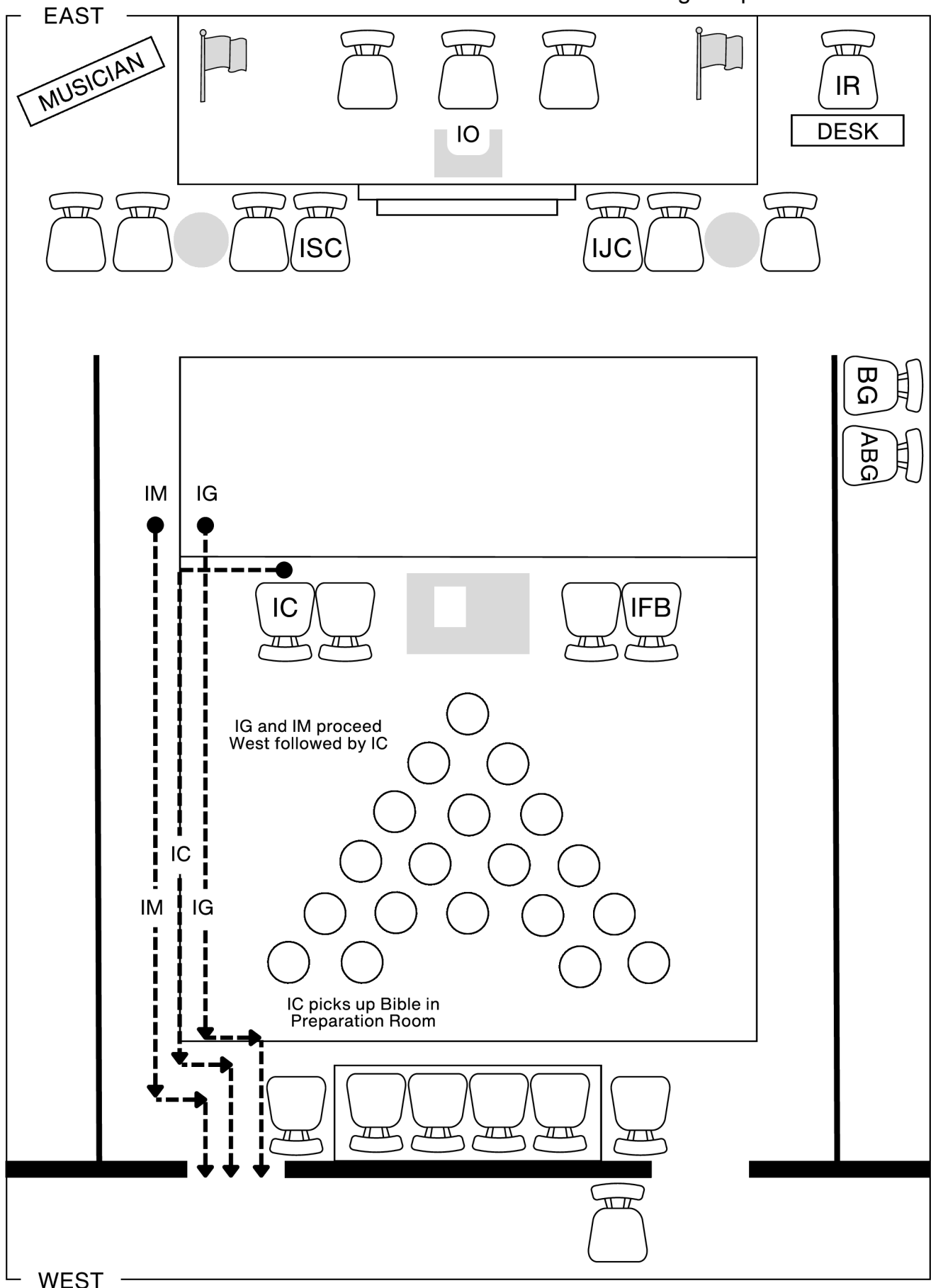
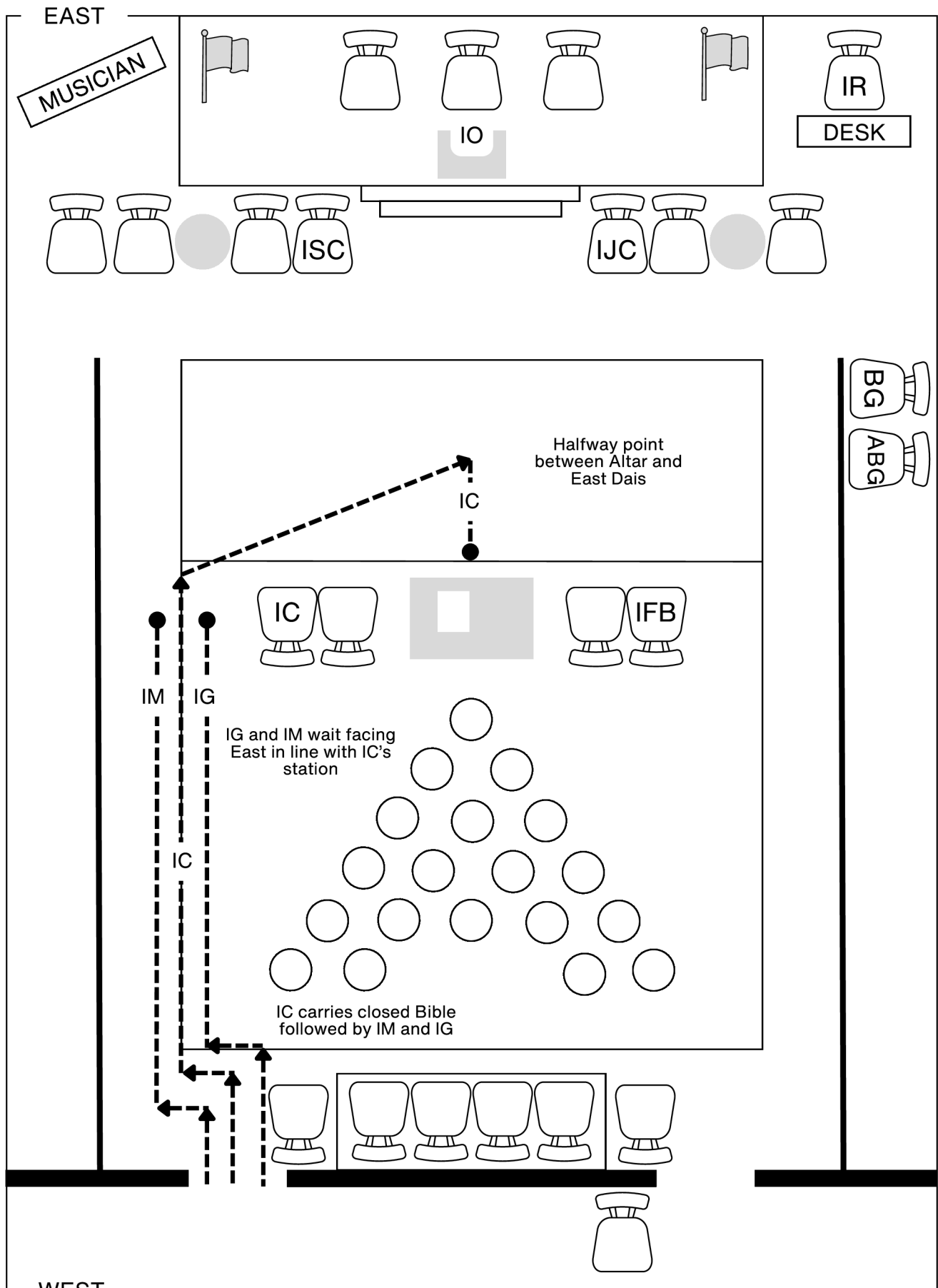


Diagram 11



WEST

Diagram 12

IG and IM begin Escort of the National Emblem.

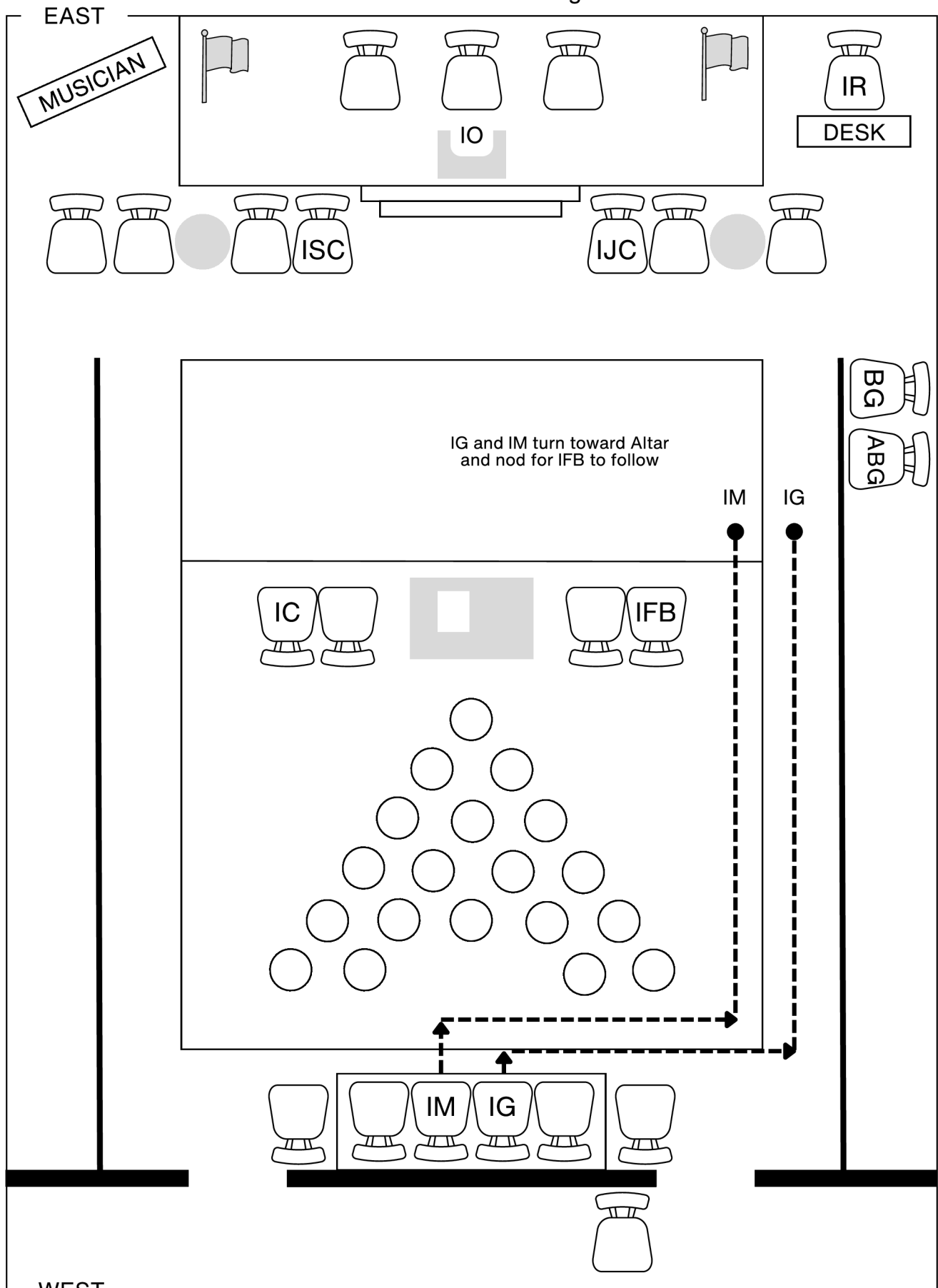


Diagram 13

Installation

IG and IM escort the Installing Flag Bearer from Bethel.

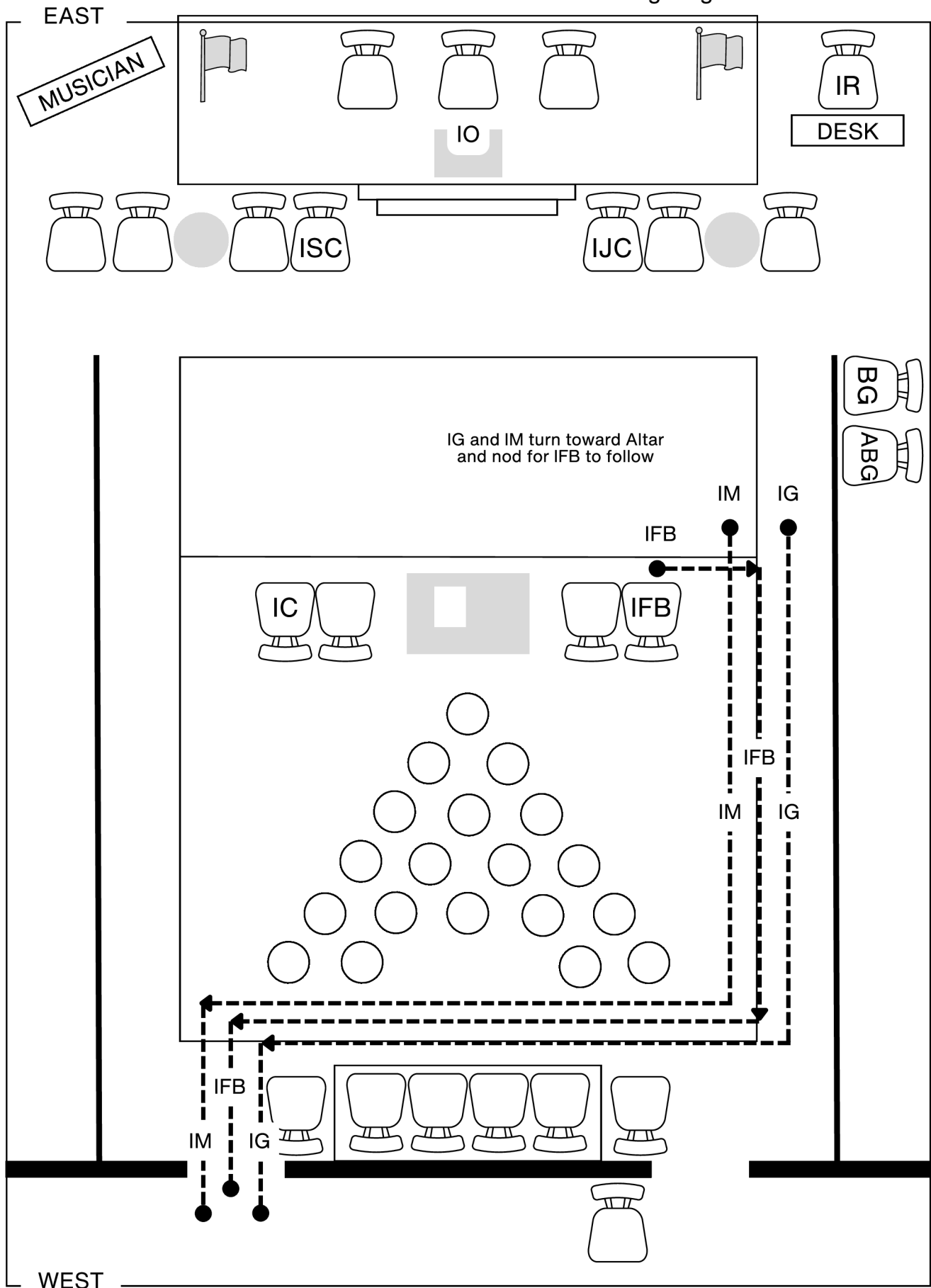


Diagram 14

Escort of Flag into Bethel Room.

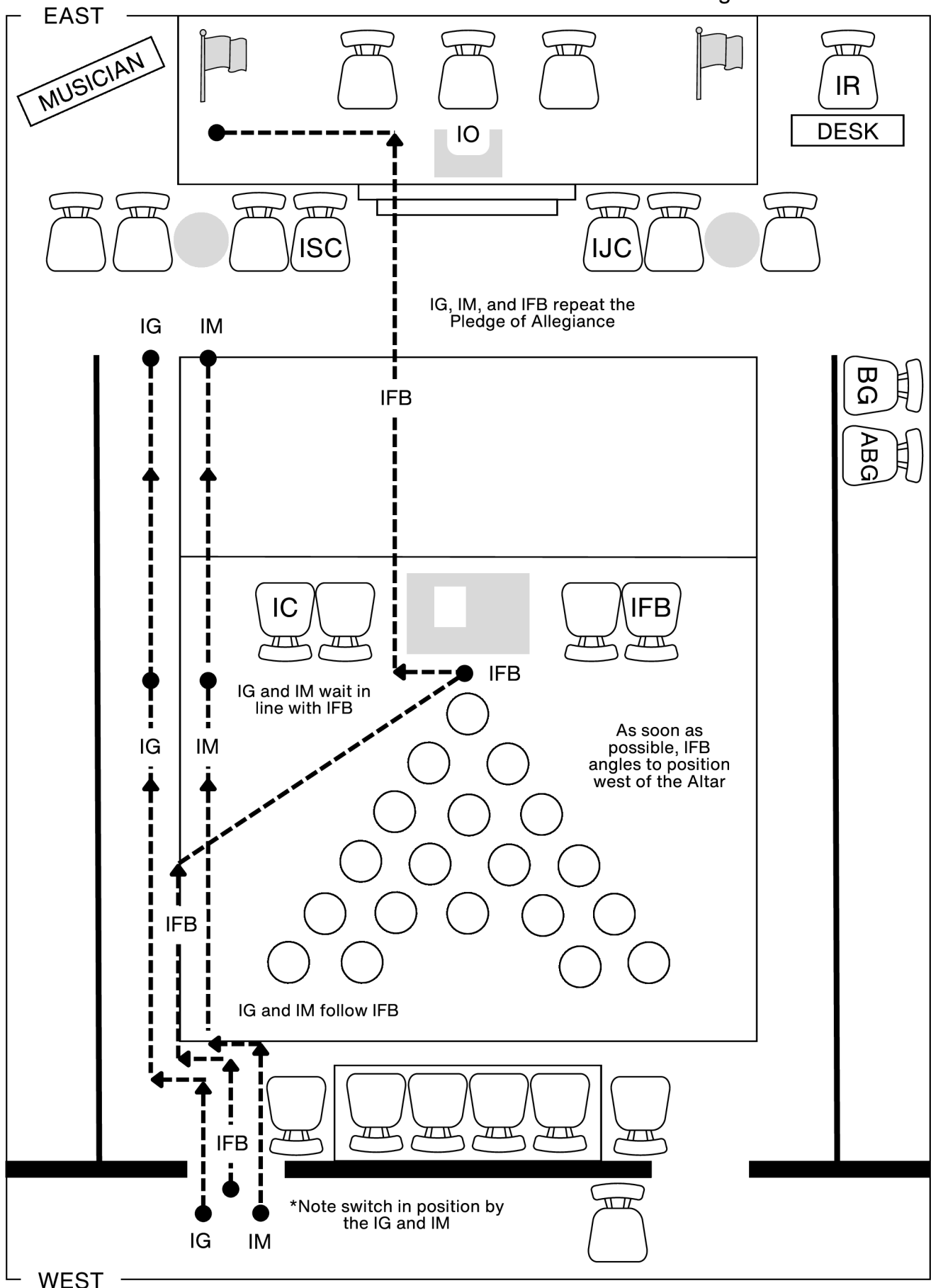
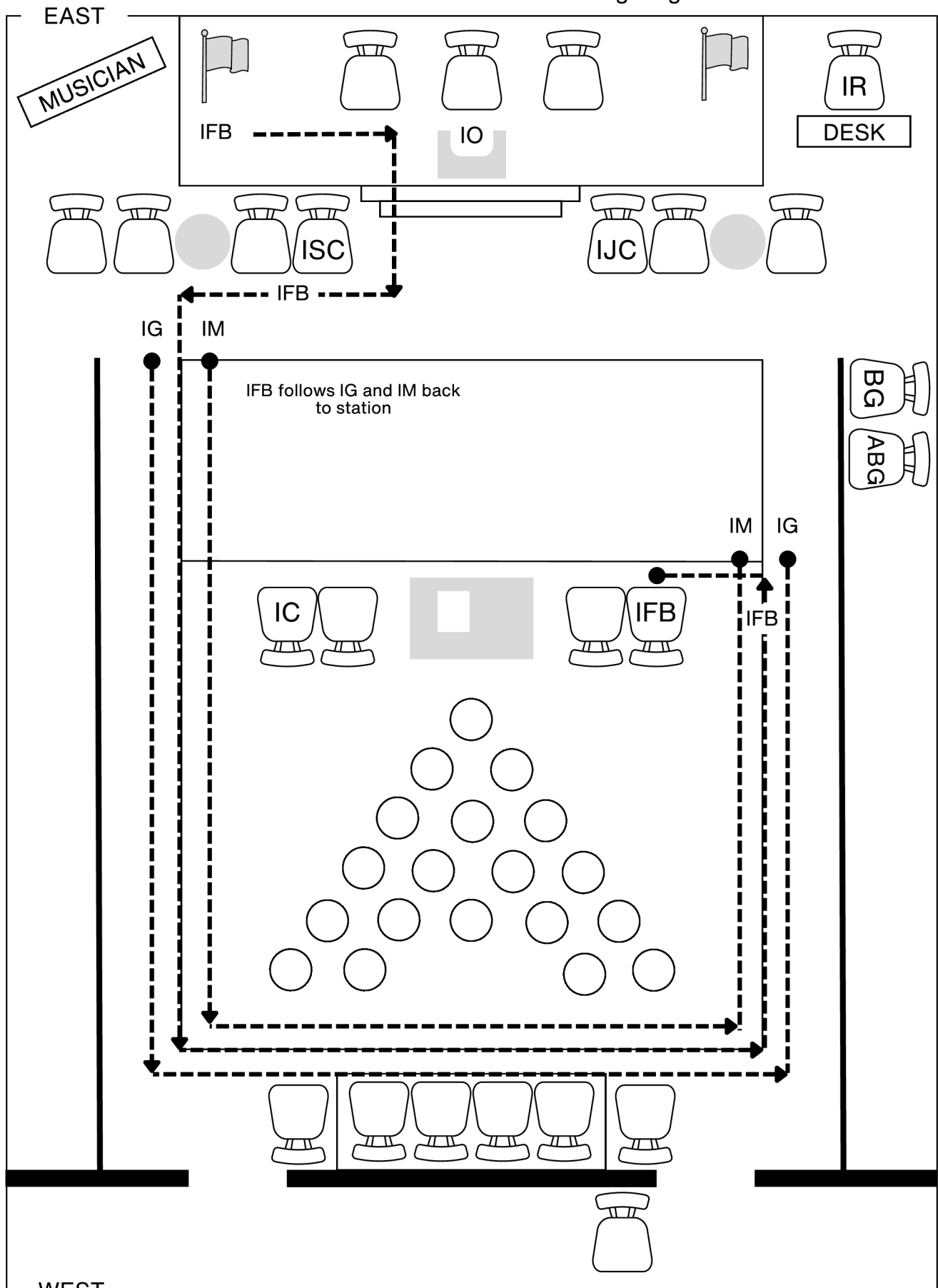
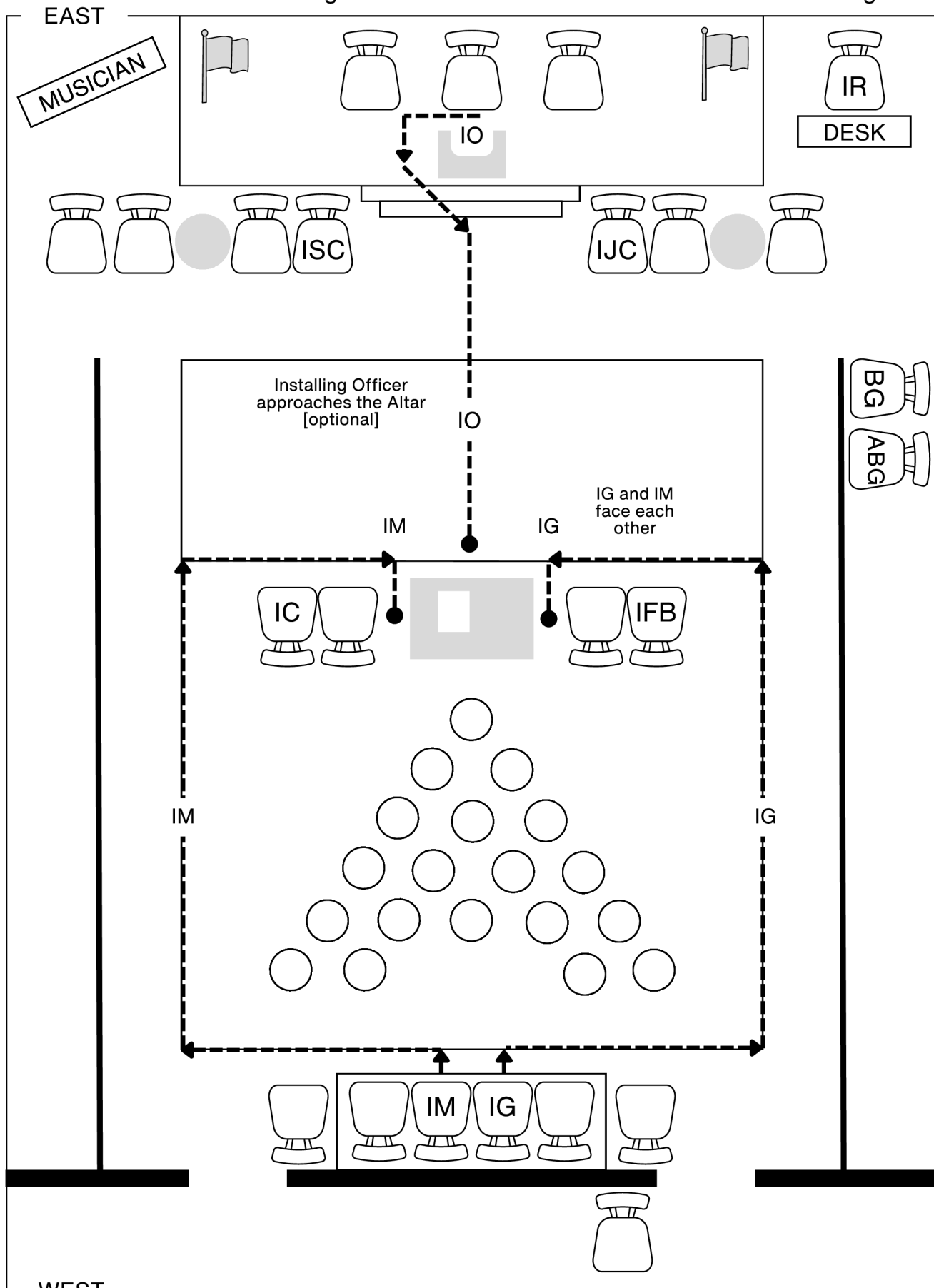


Diagram 15

IG and IM escort Installing Flag Bearer back to Station.



Presenting the Bethel Officers and Bethel Choir for the Obligation.



Installing Officer returns to the East.

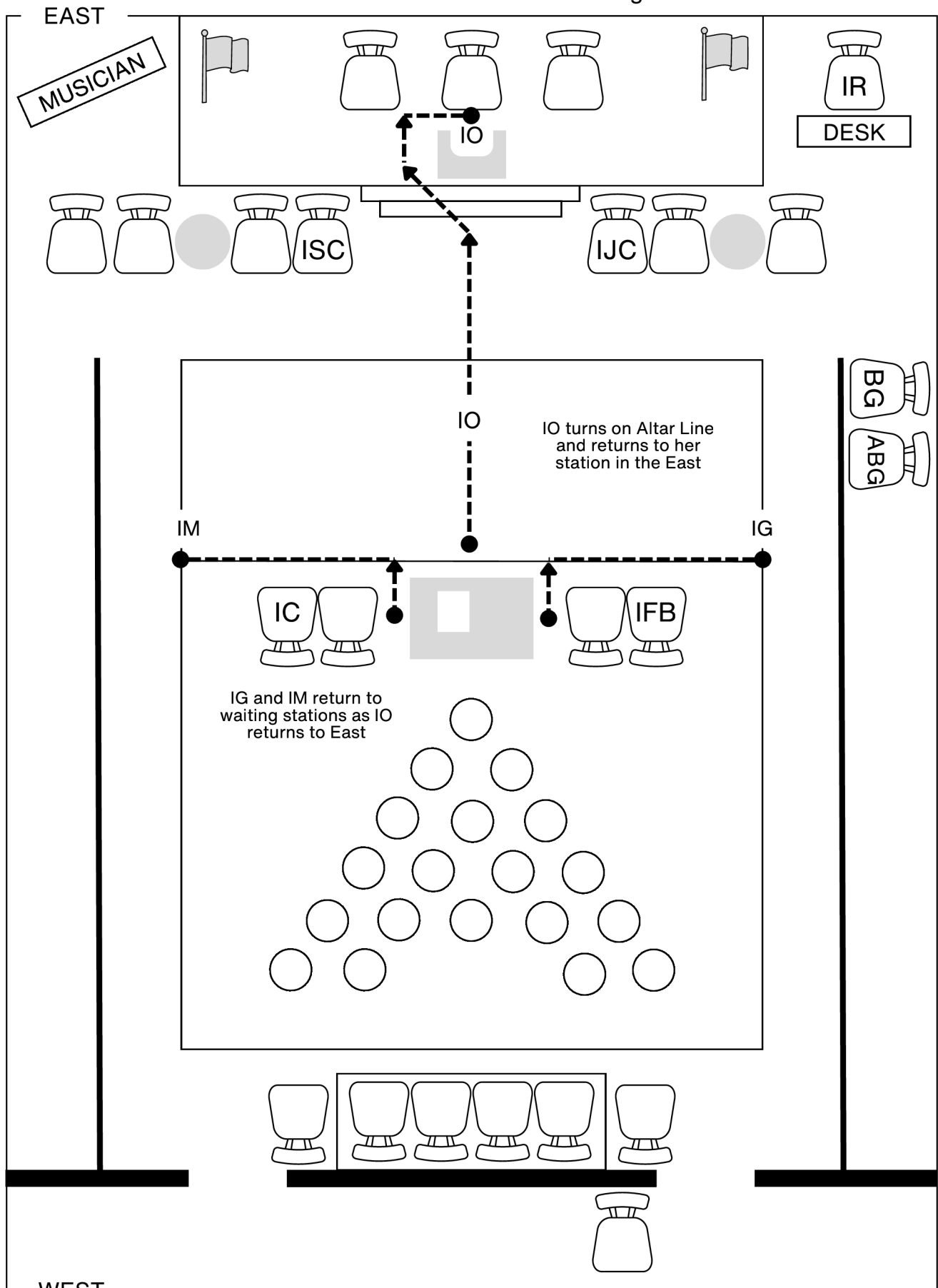


Diagram 18

Installation

IG and IM march West to pick up Officers to be Installed.

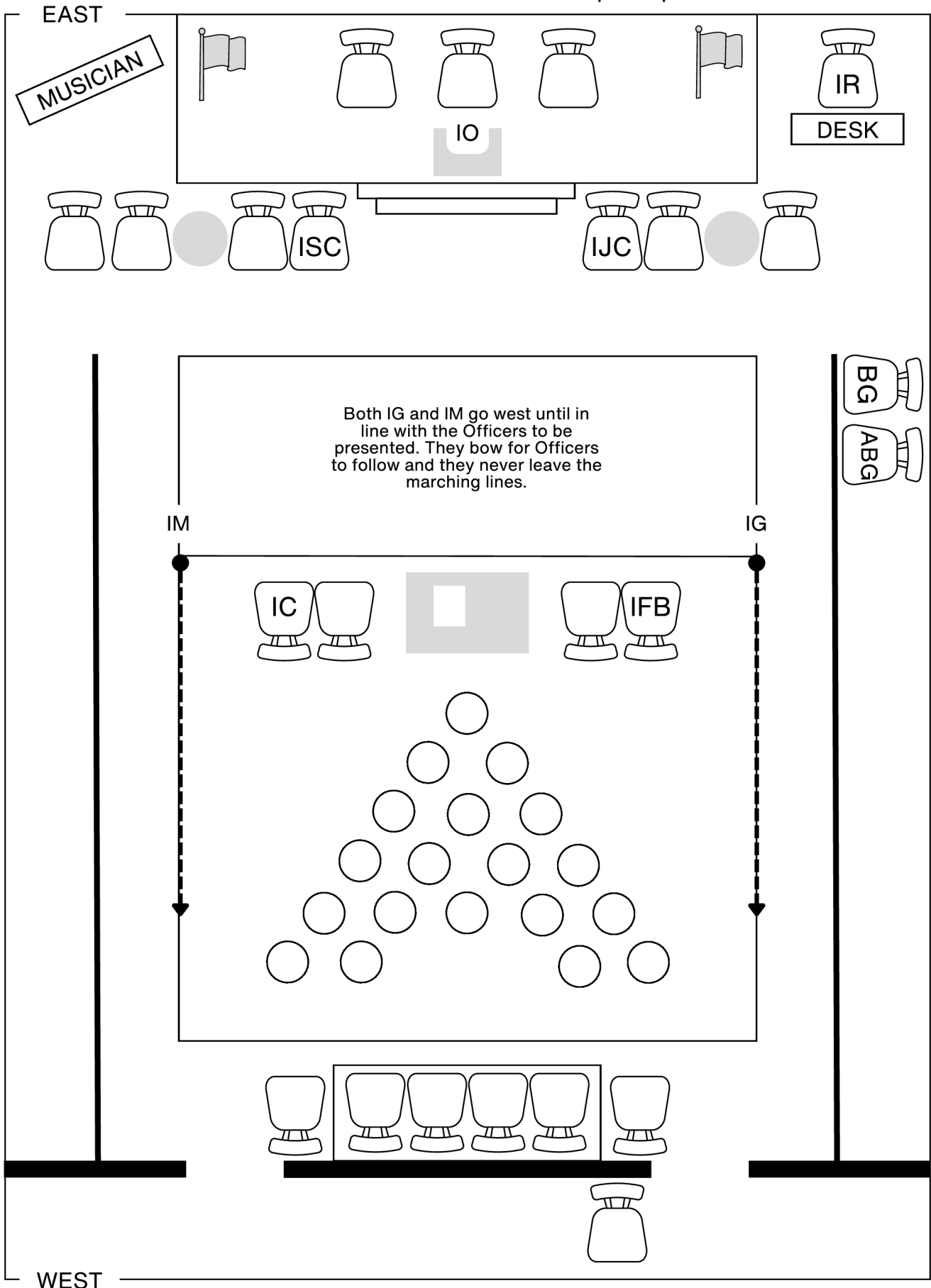
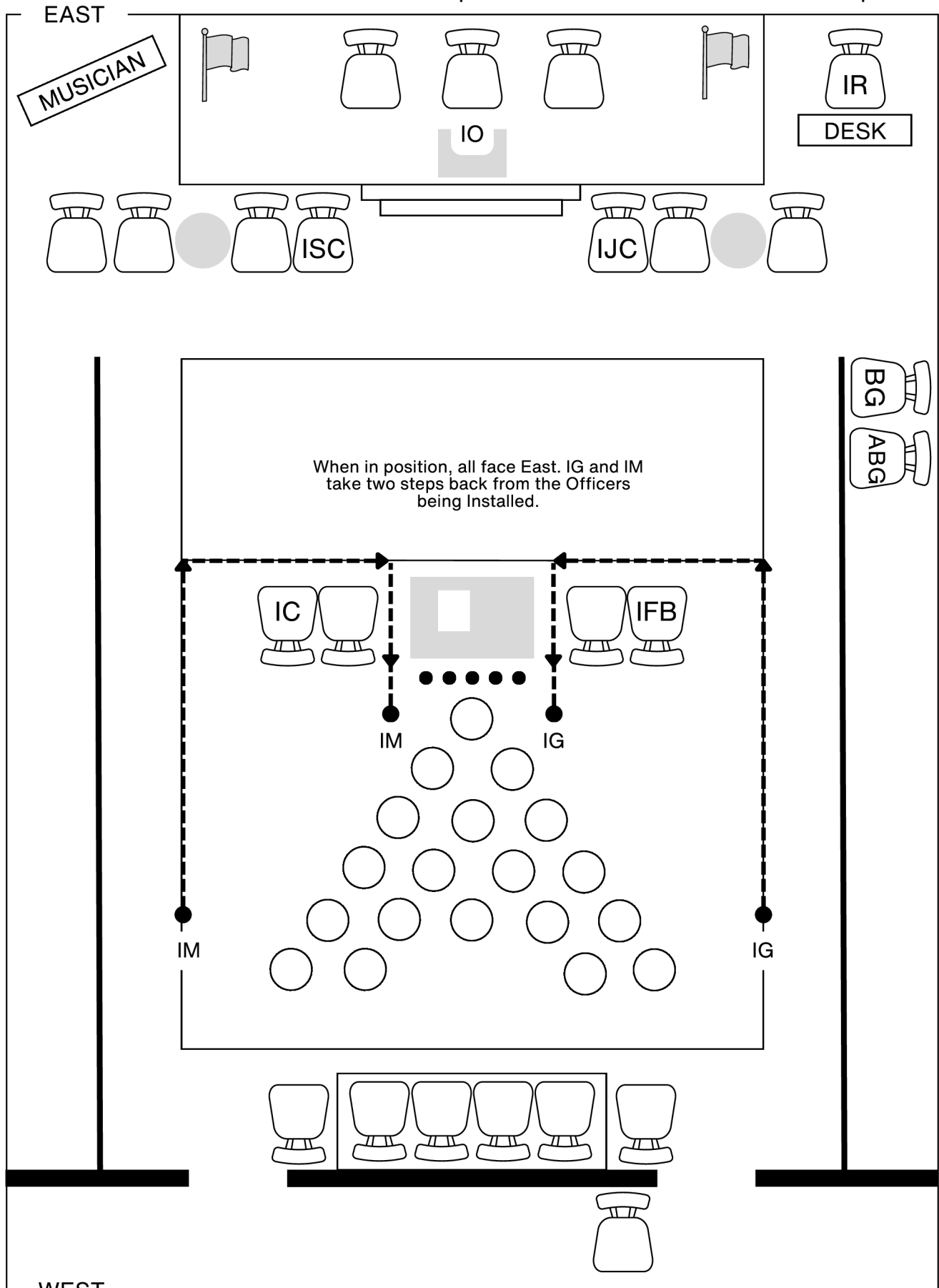


Diagram 19

IG & IM present Officers West of the Altar - Option 1.




EAST

MUSICIAN

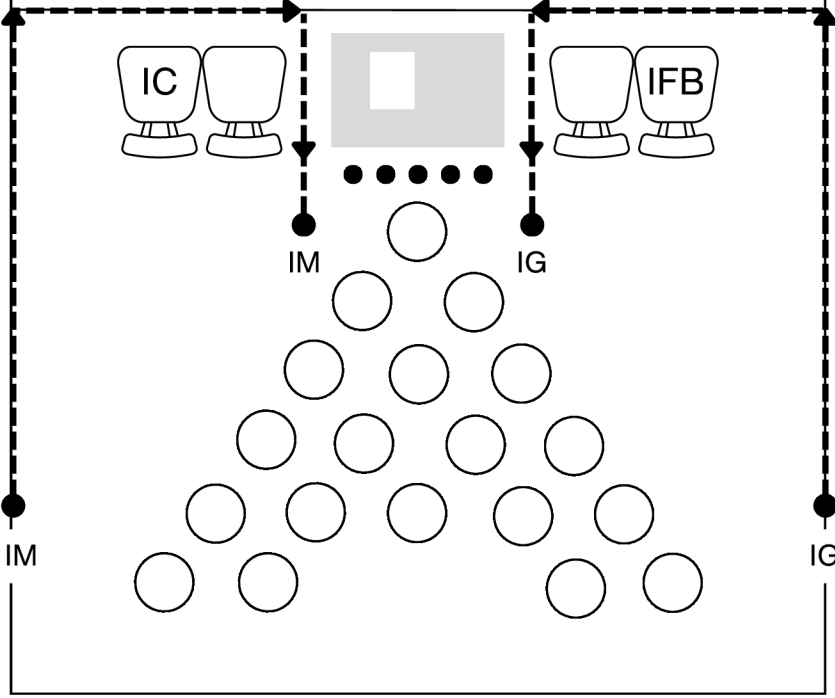


IO

IR
DESK



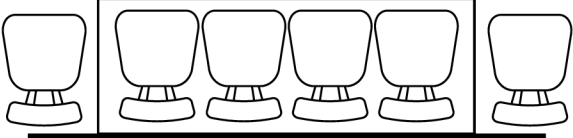
When in position, all face East. IG and IM take two steps back from the Officers being Installed.



BG
ABG

IM

IG



WEST

Installing Guide and Installing Marshal conduct Officers to their stations.

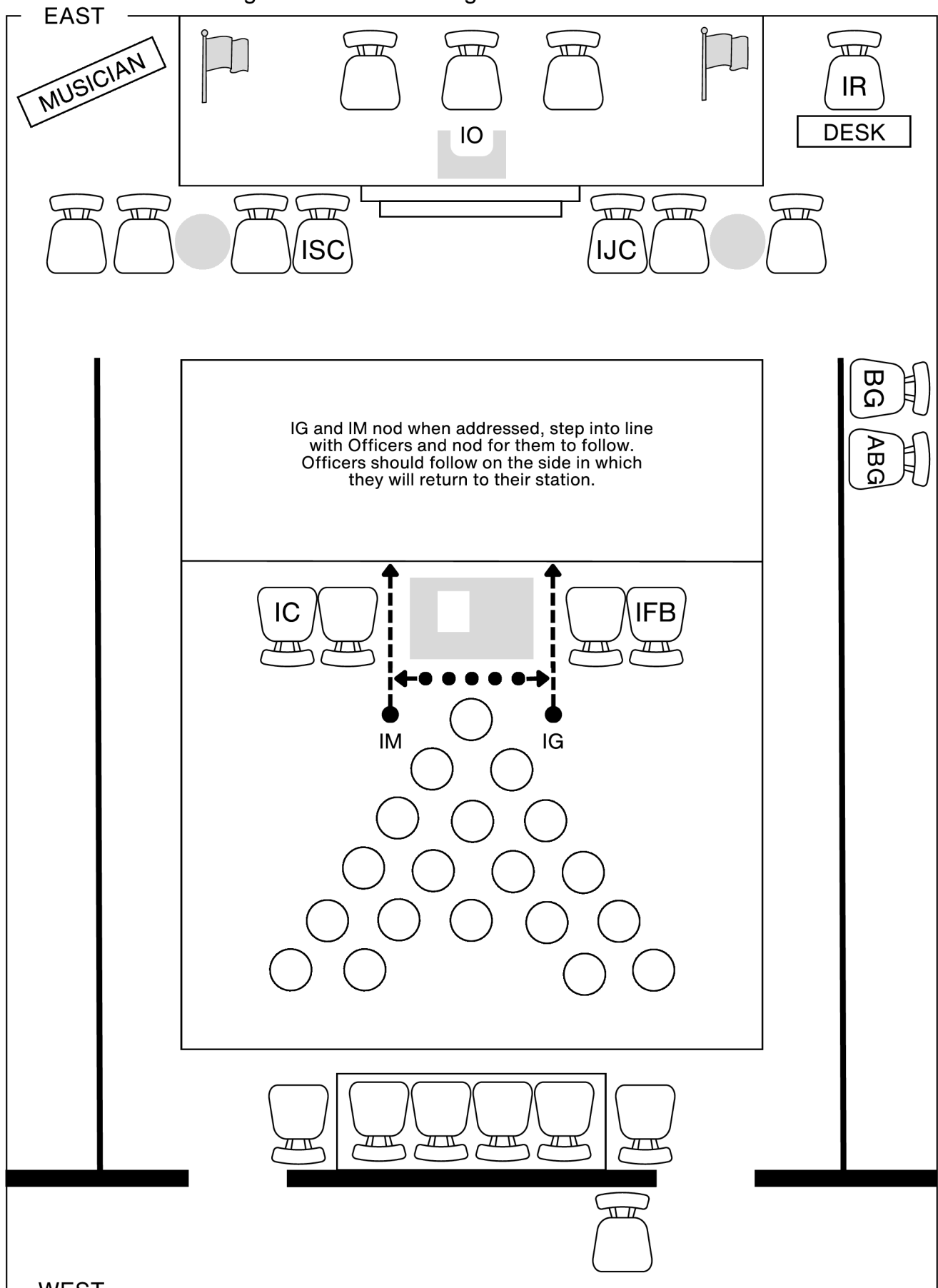
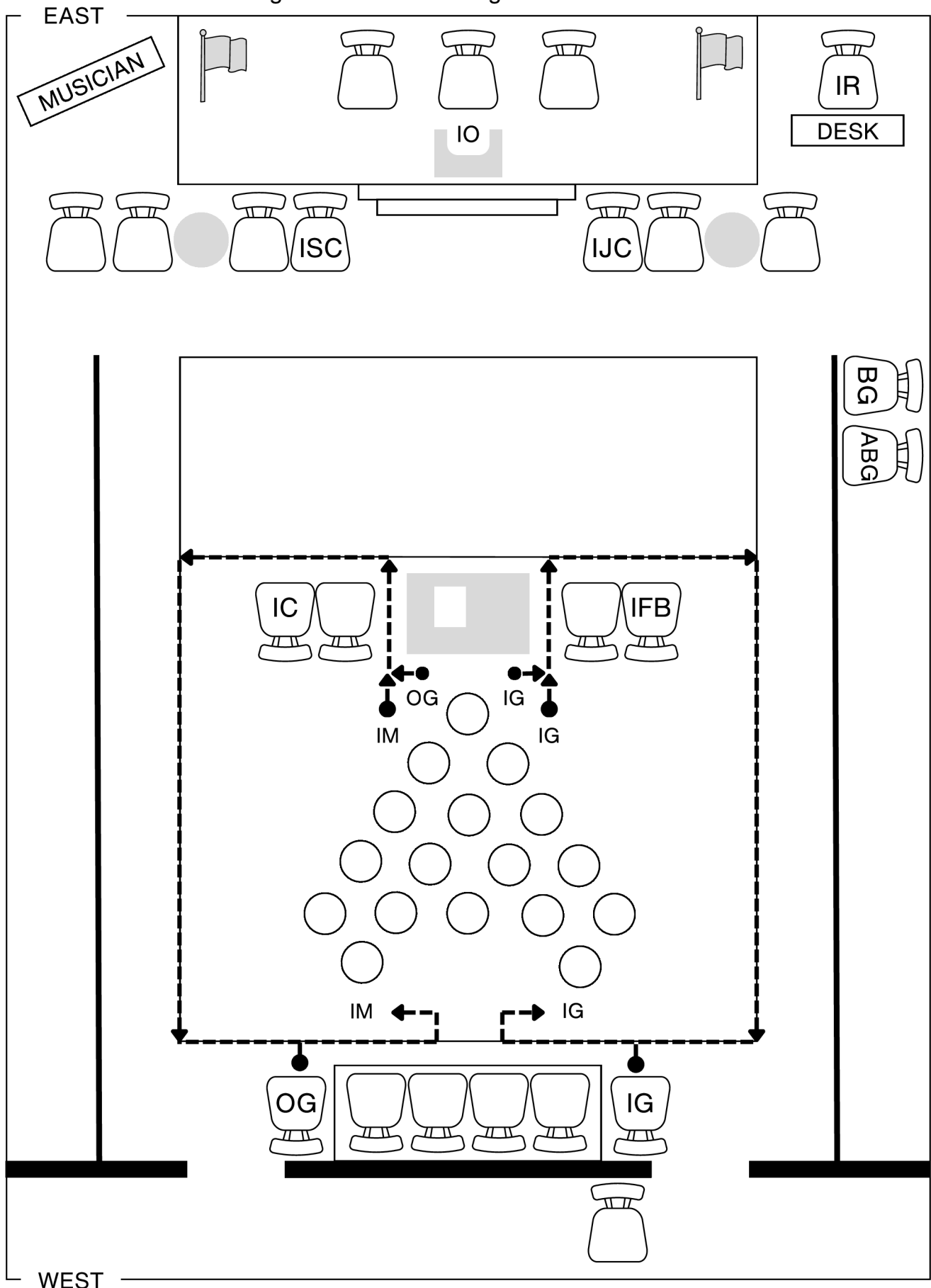


Diagram 21

Installation

Installing Guide and Installing Marshal escort Guards to their stations.



WEST

Diagram 22

Installation

IG & IM return to their waiting stations after escorting Guards.

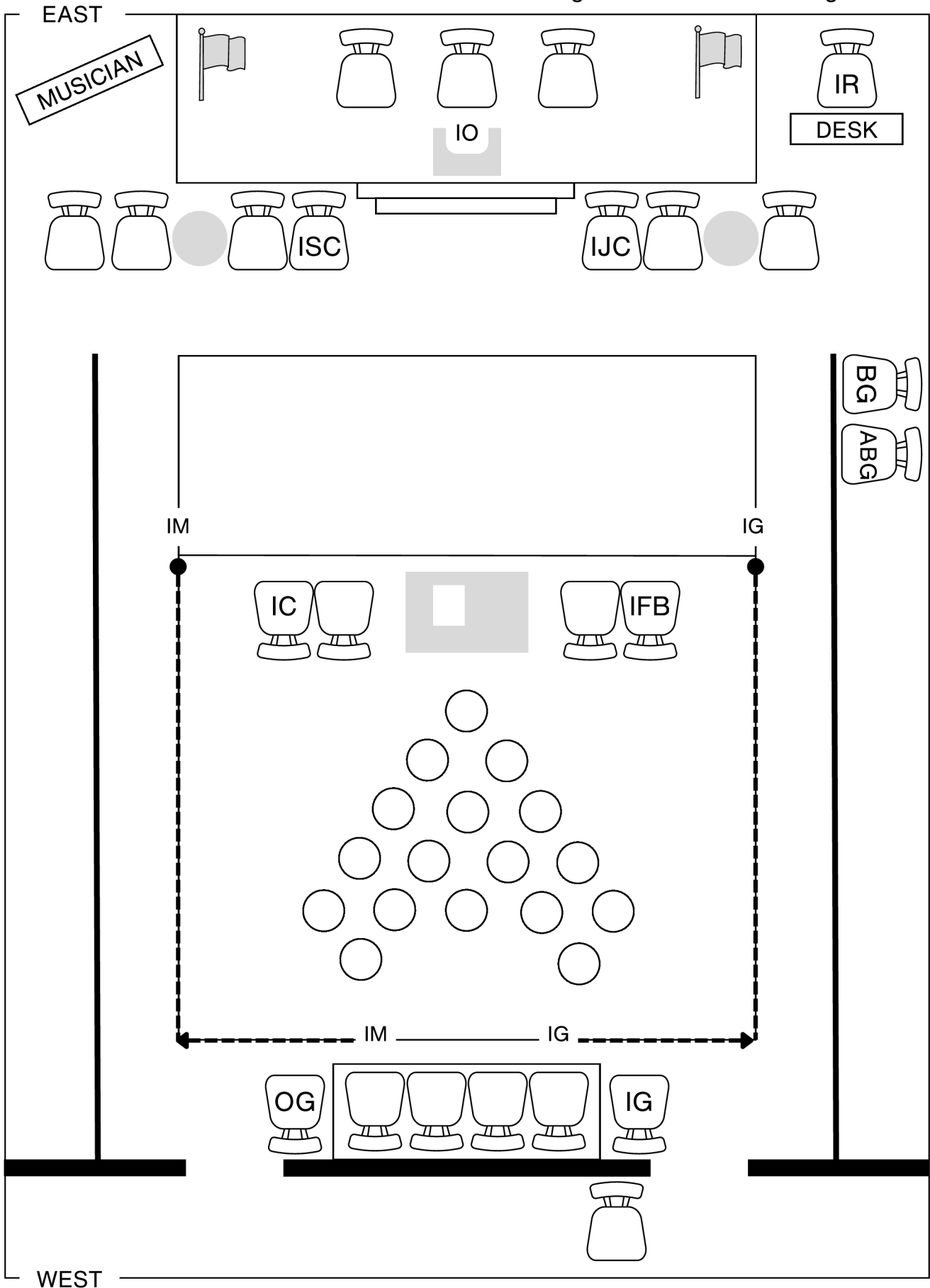


Diagram 23

Installing Guide and Installing Marshal escort Custodians to their stations.

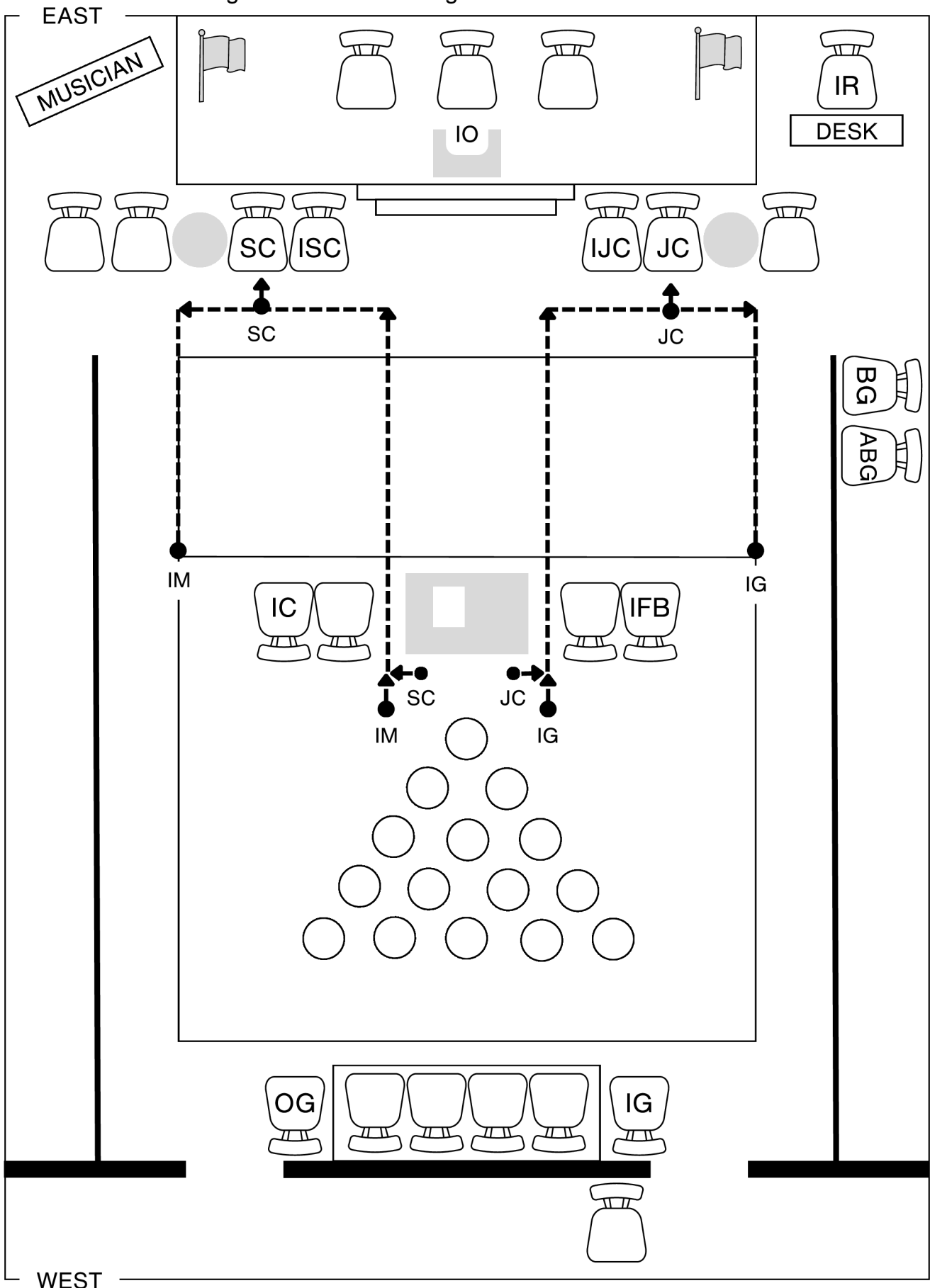


Diagram 24

Installation

Installing Guide escorts Treasurer and Recorder to their stations.

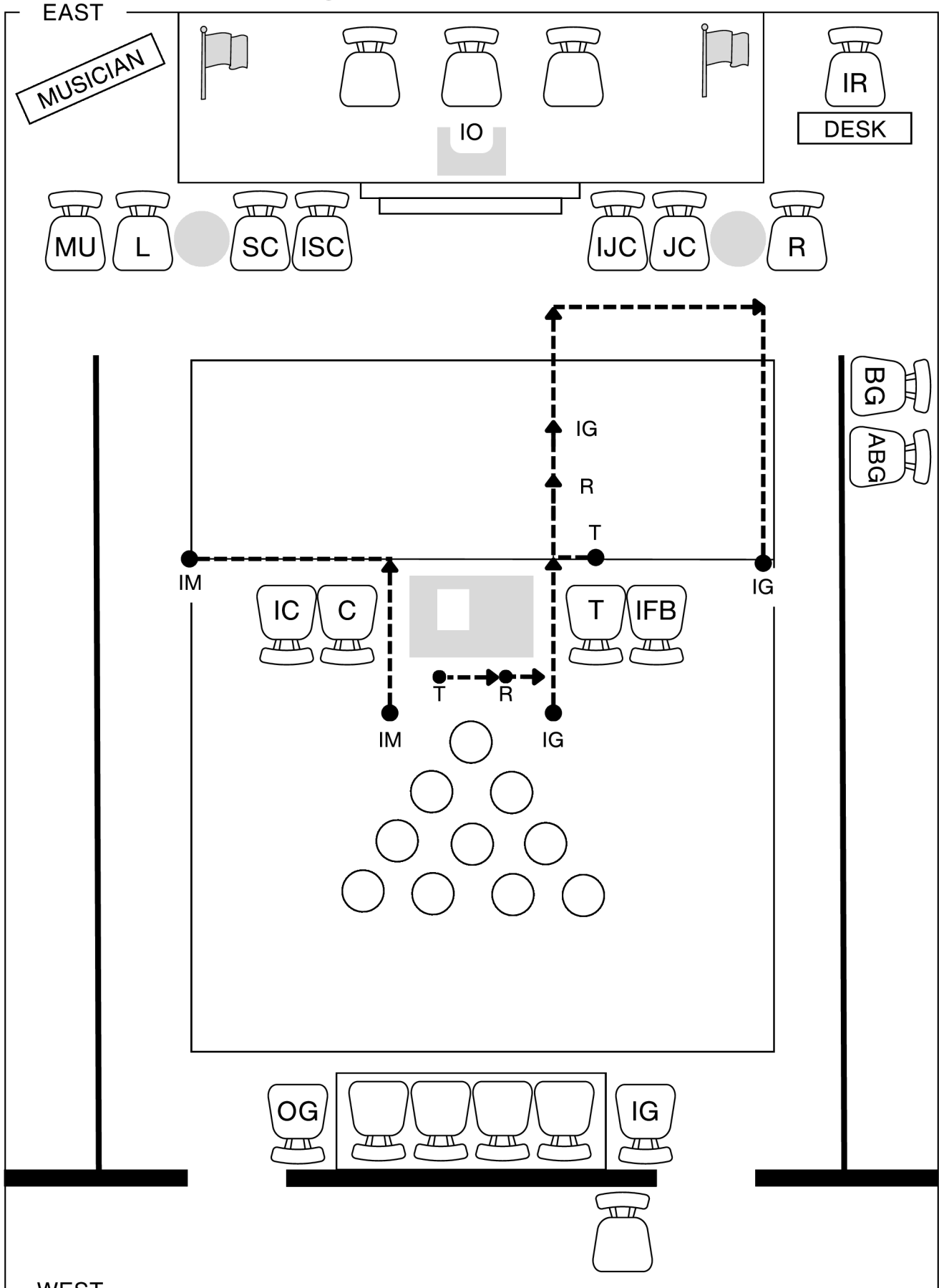
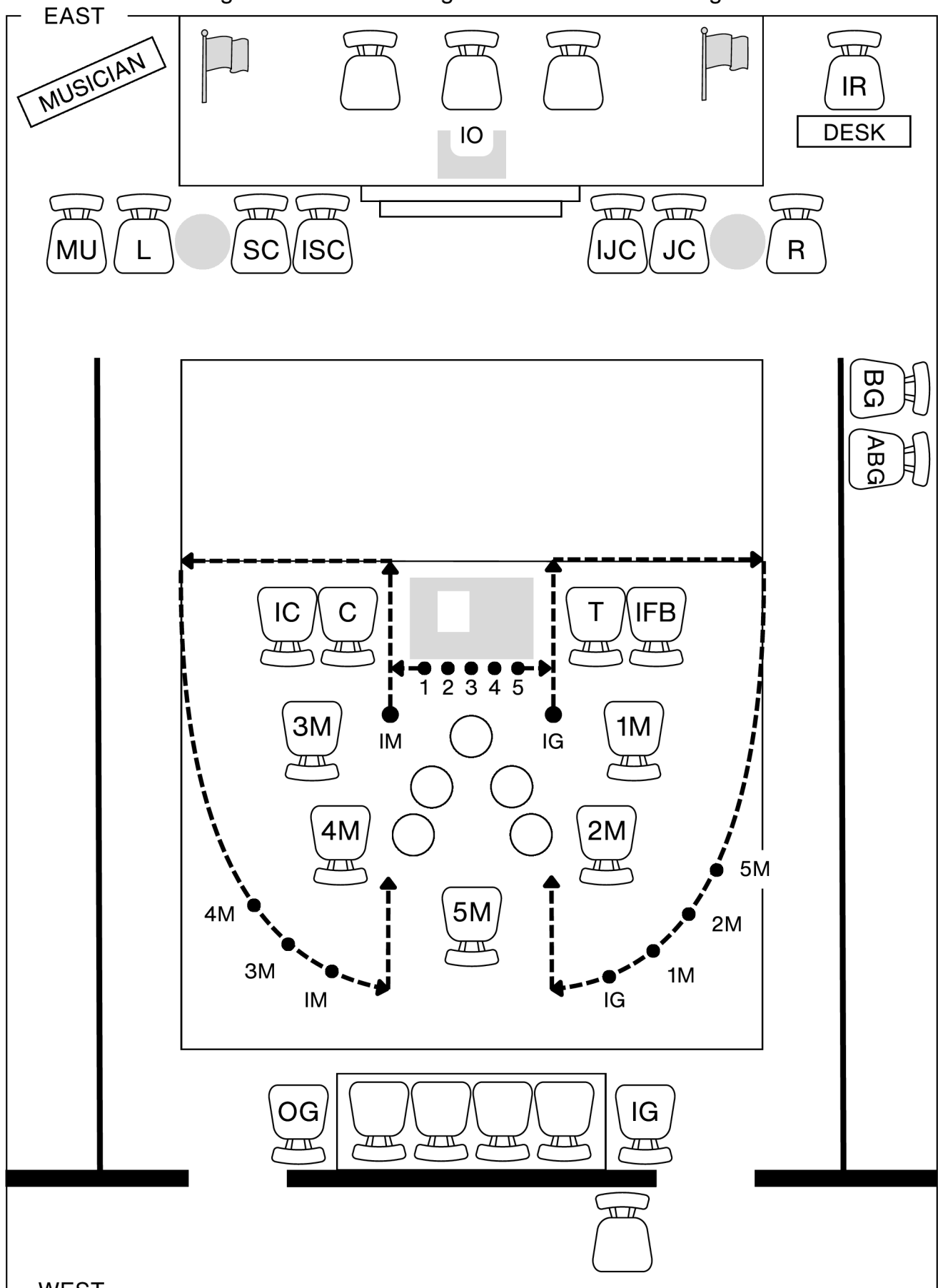


Diagram 26

Installing Guide and Installing Marshal escort Messengers to their stations.



EAST

MUSICIAN

IR
DESK

IO

MU L SC ISC IJC JC R

BG
ABG

IC C

T IFB

1 2 3 4 5

3M

1M

4M

2M

4M

2M

3M

1M

IM

IG

5M

OG

IG

WEST

Installing Guide and Installing Marshal escort Messengers to their stations (cont)

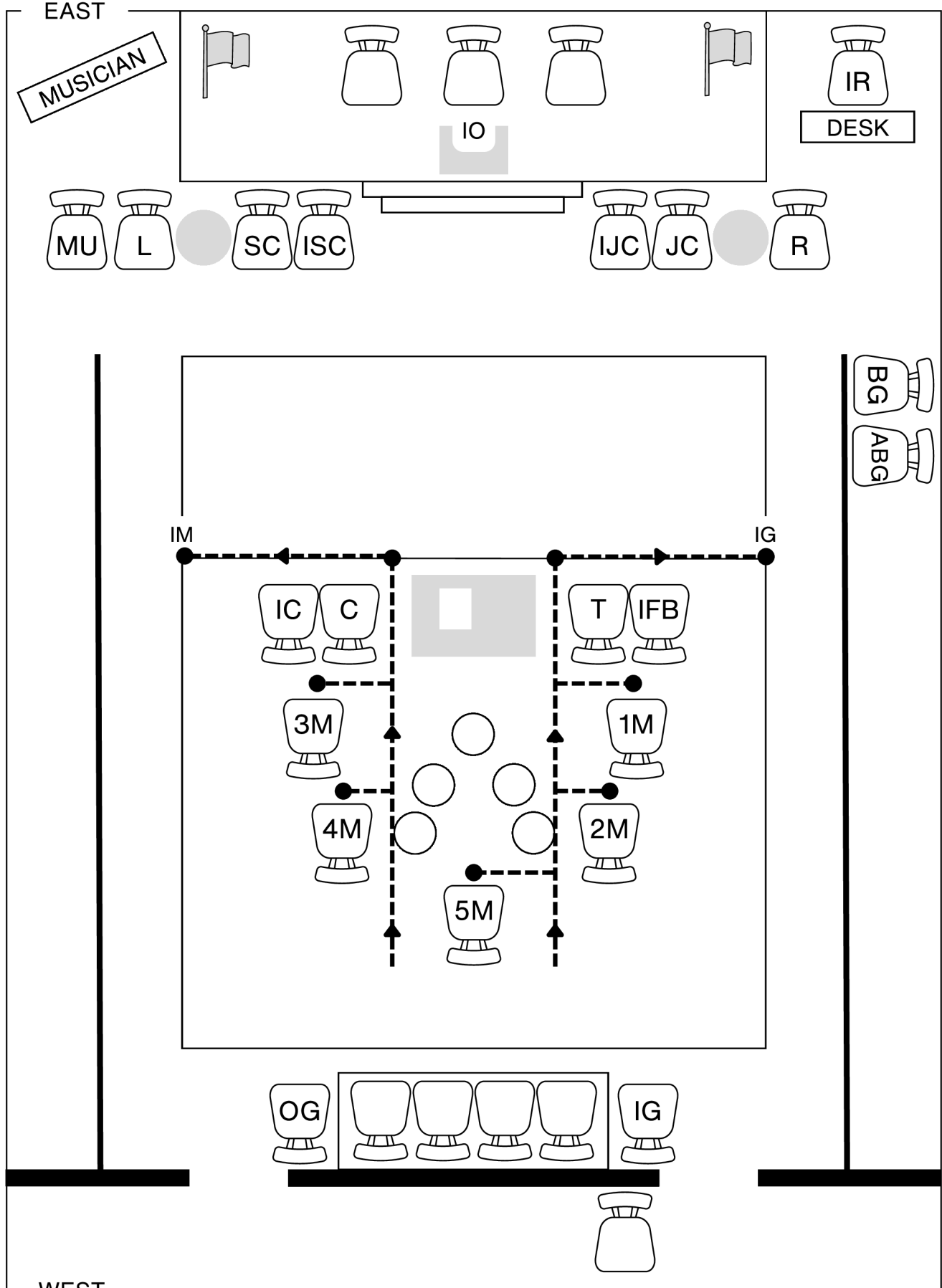


Diagram 28

Installation

IG and IM escort Guide and Marshal to their stations.

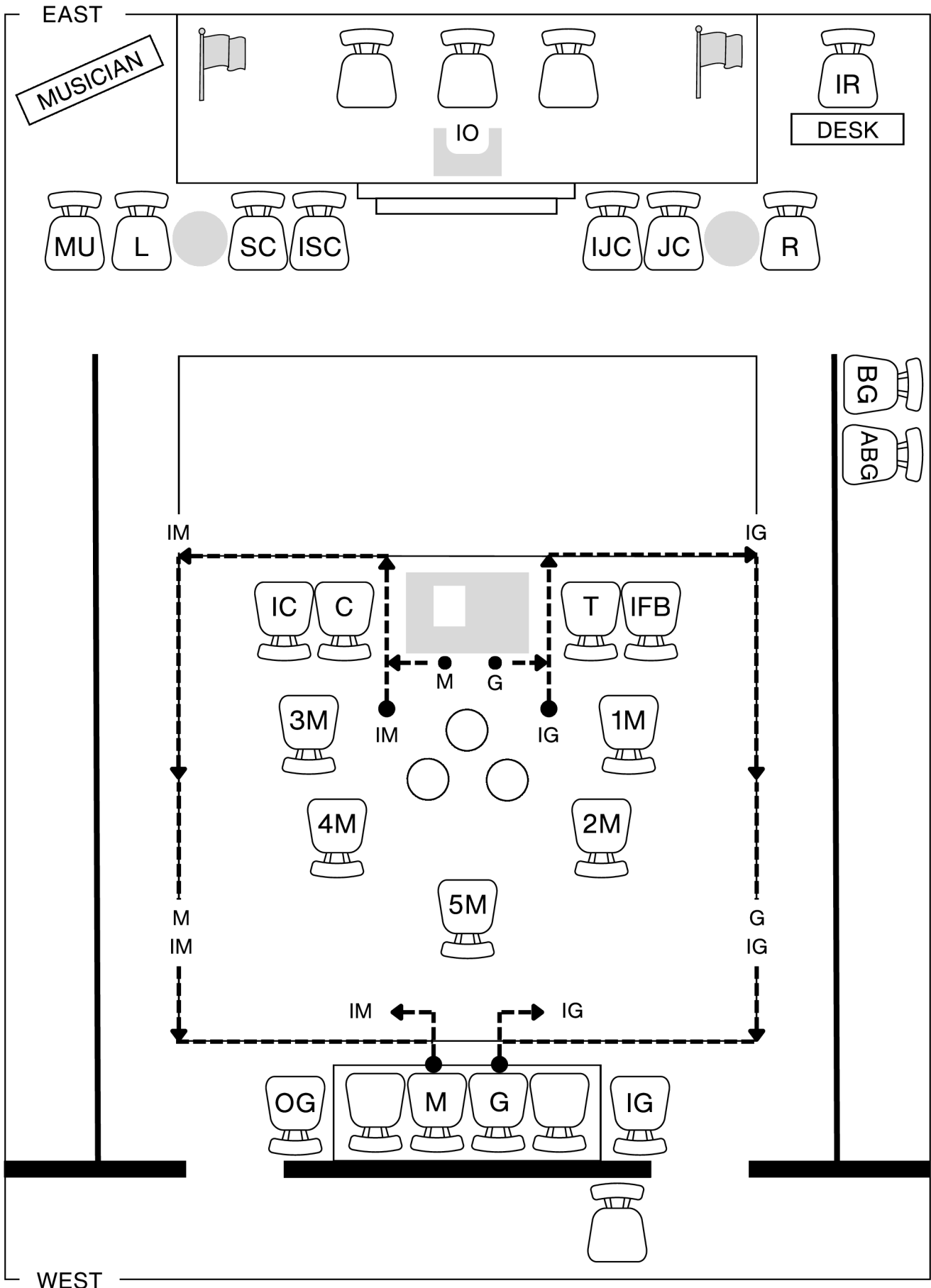
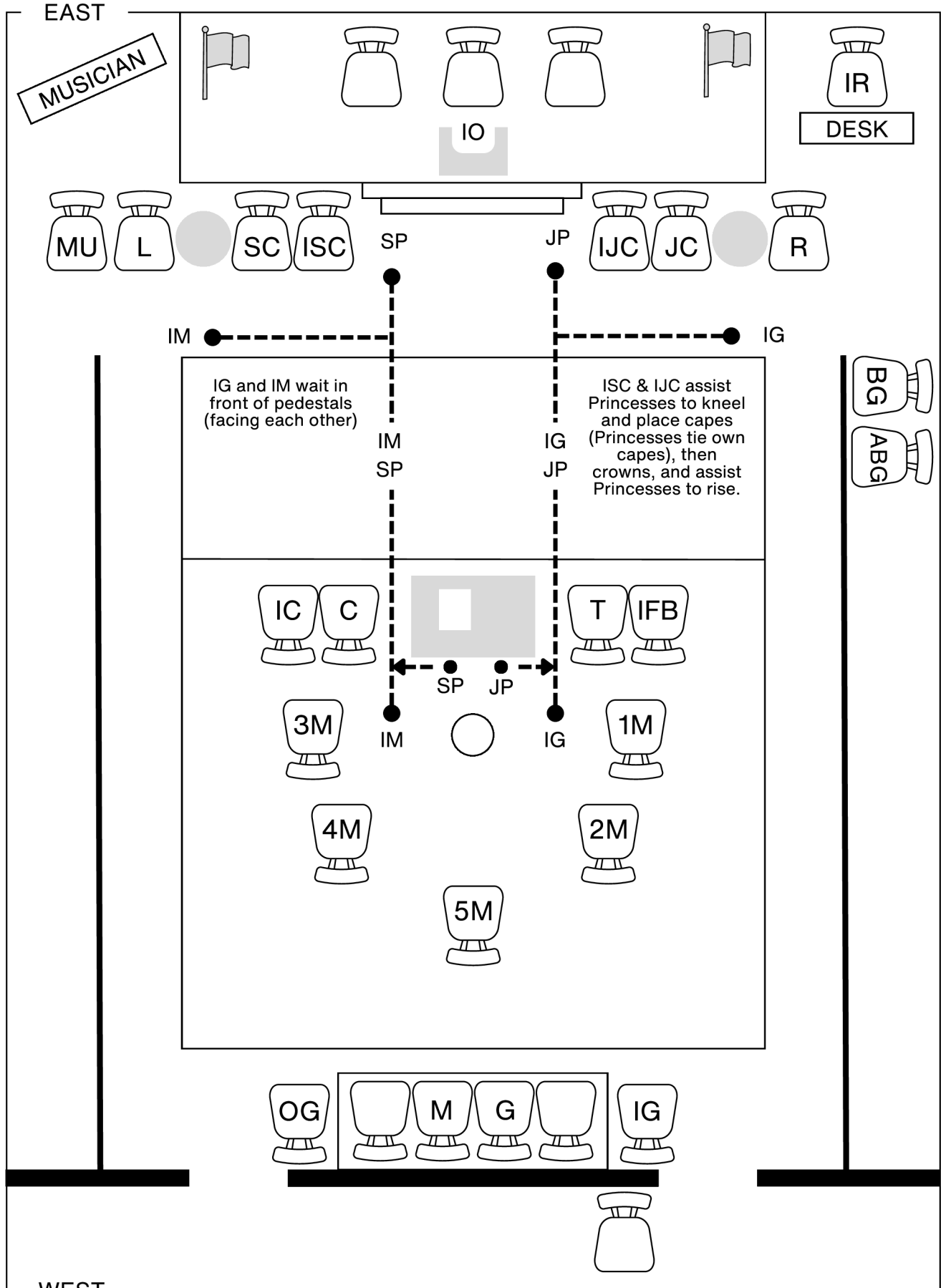


Diagram 29

Installation

IG & IM escort Princesses to the east to be invested with honors.



WEST

Diagram 30

Installation

Installing Officers takes position to invest HQ with cape and crown.

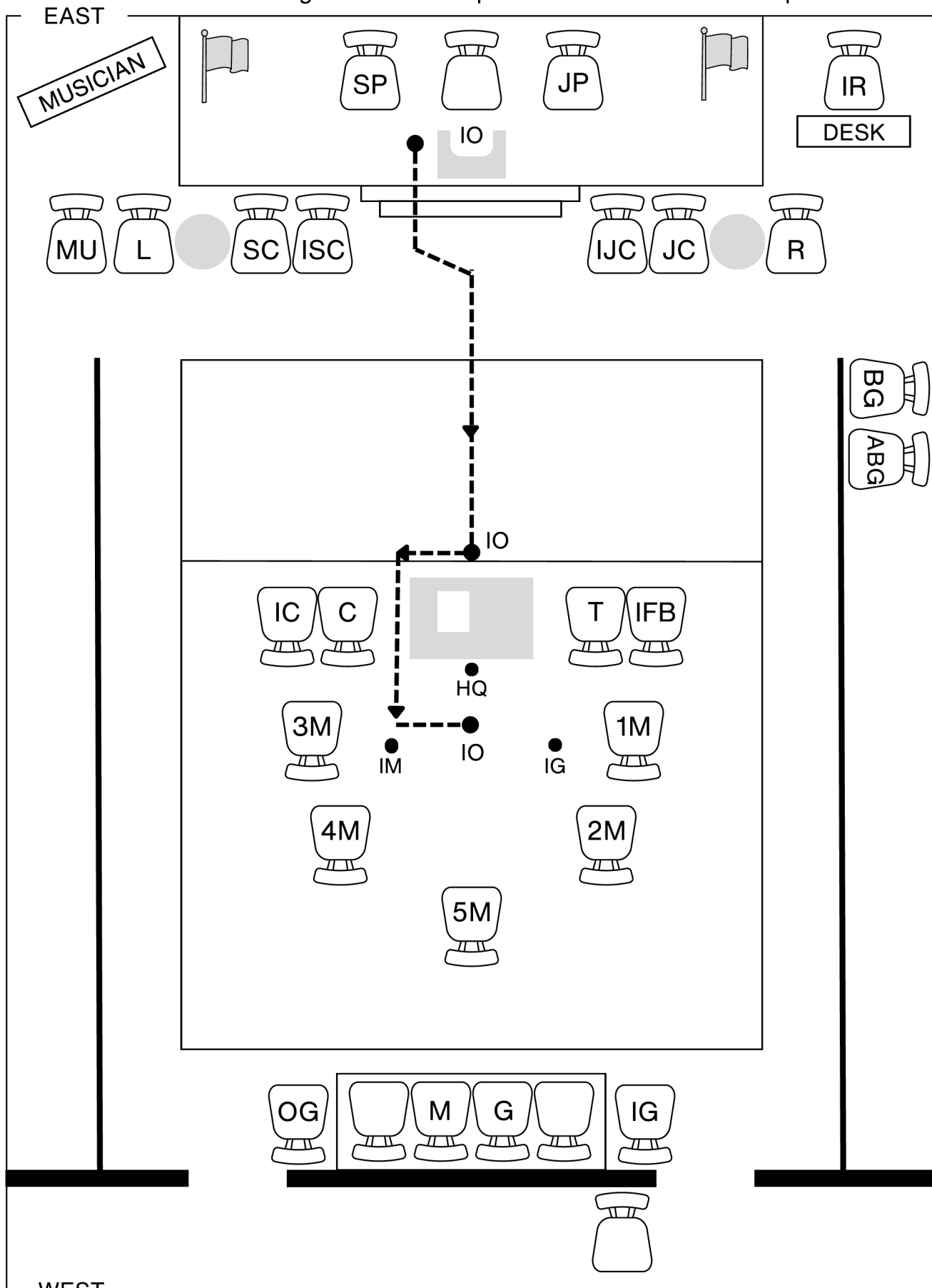
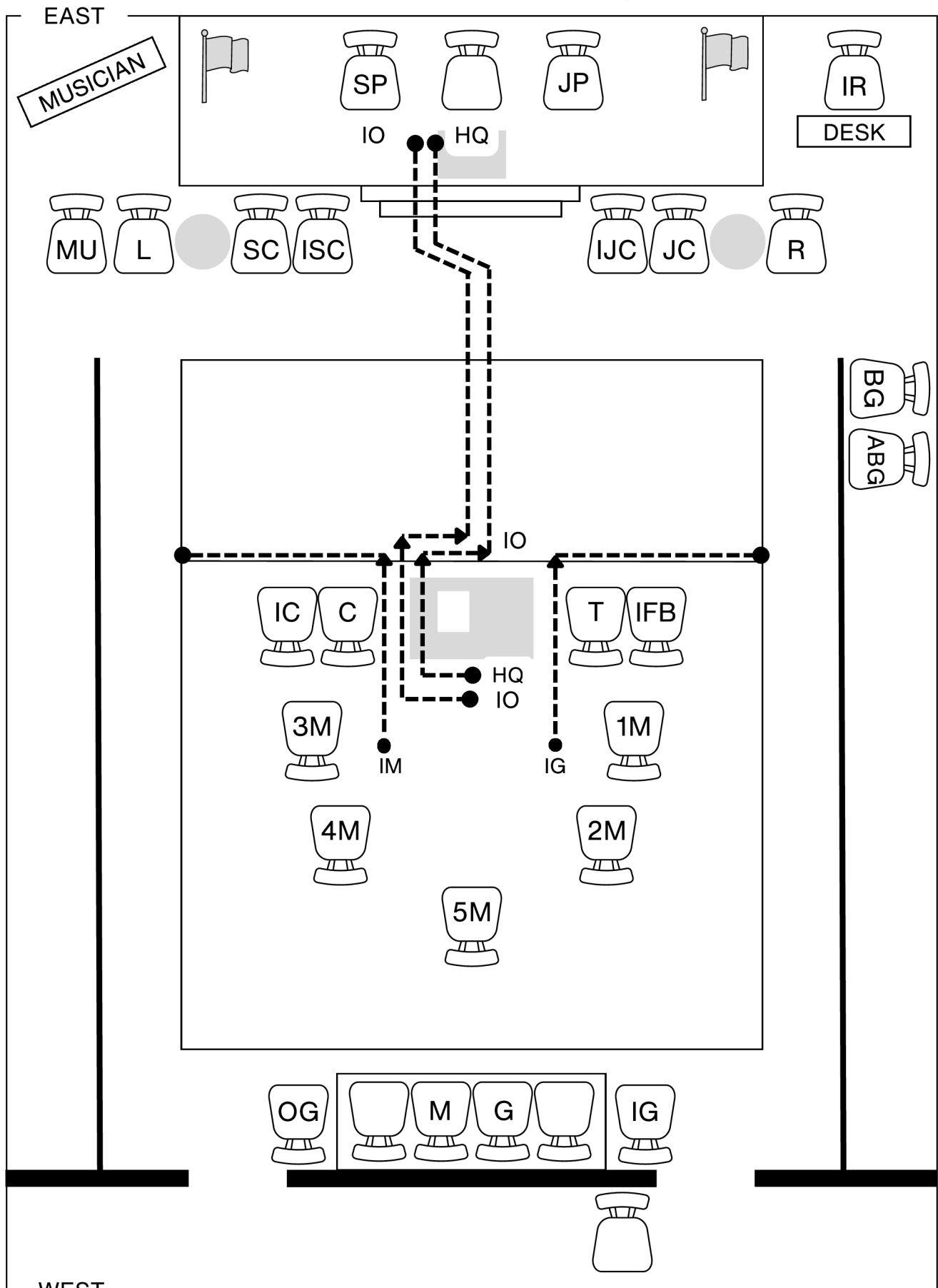


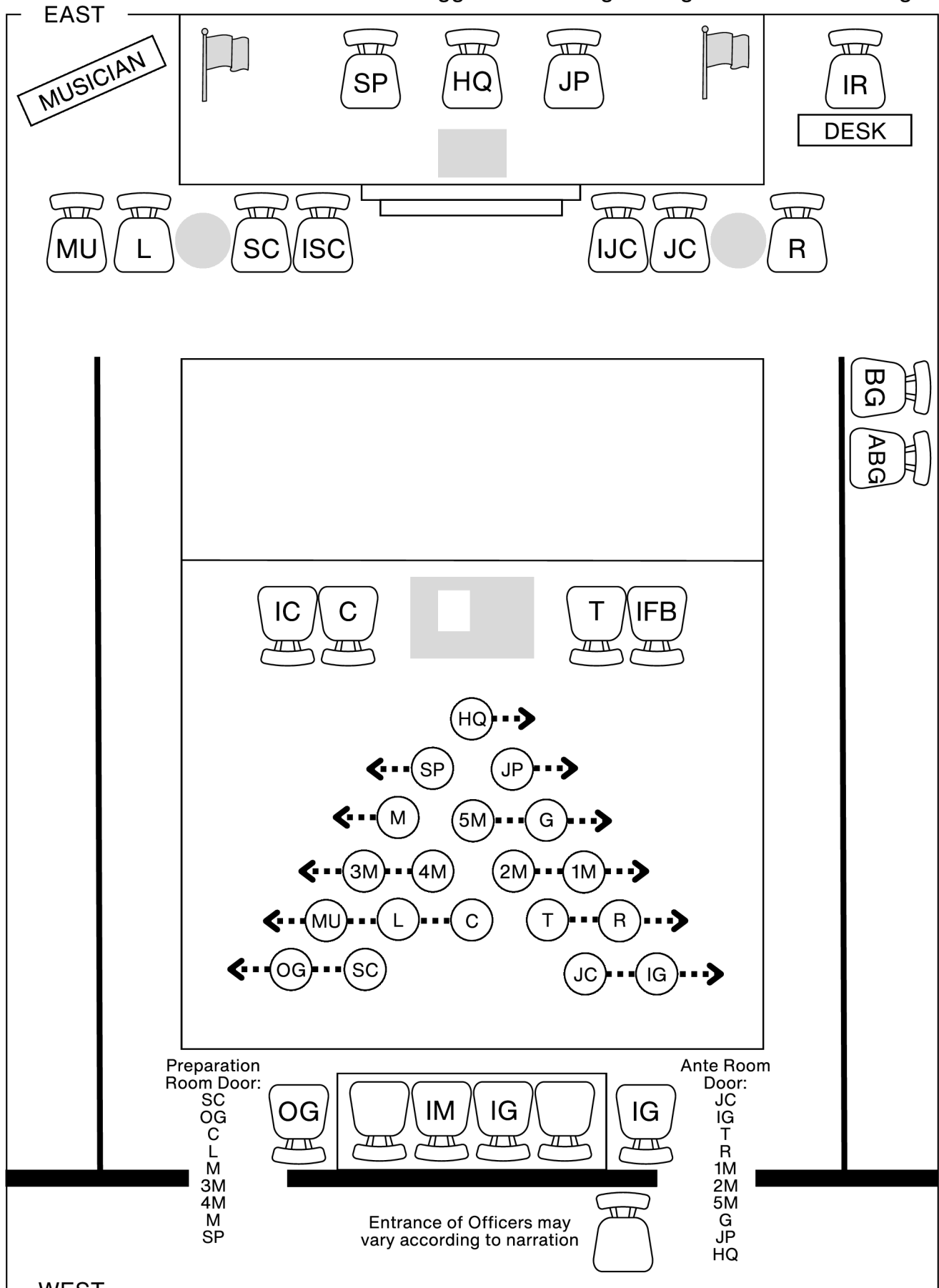
Diagram 31

Honored Queen is escorted to the East.



WEST

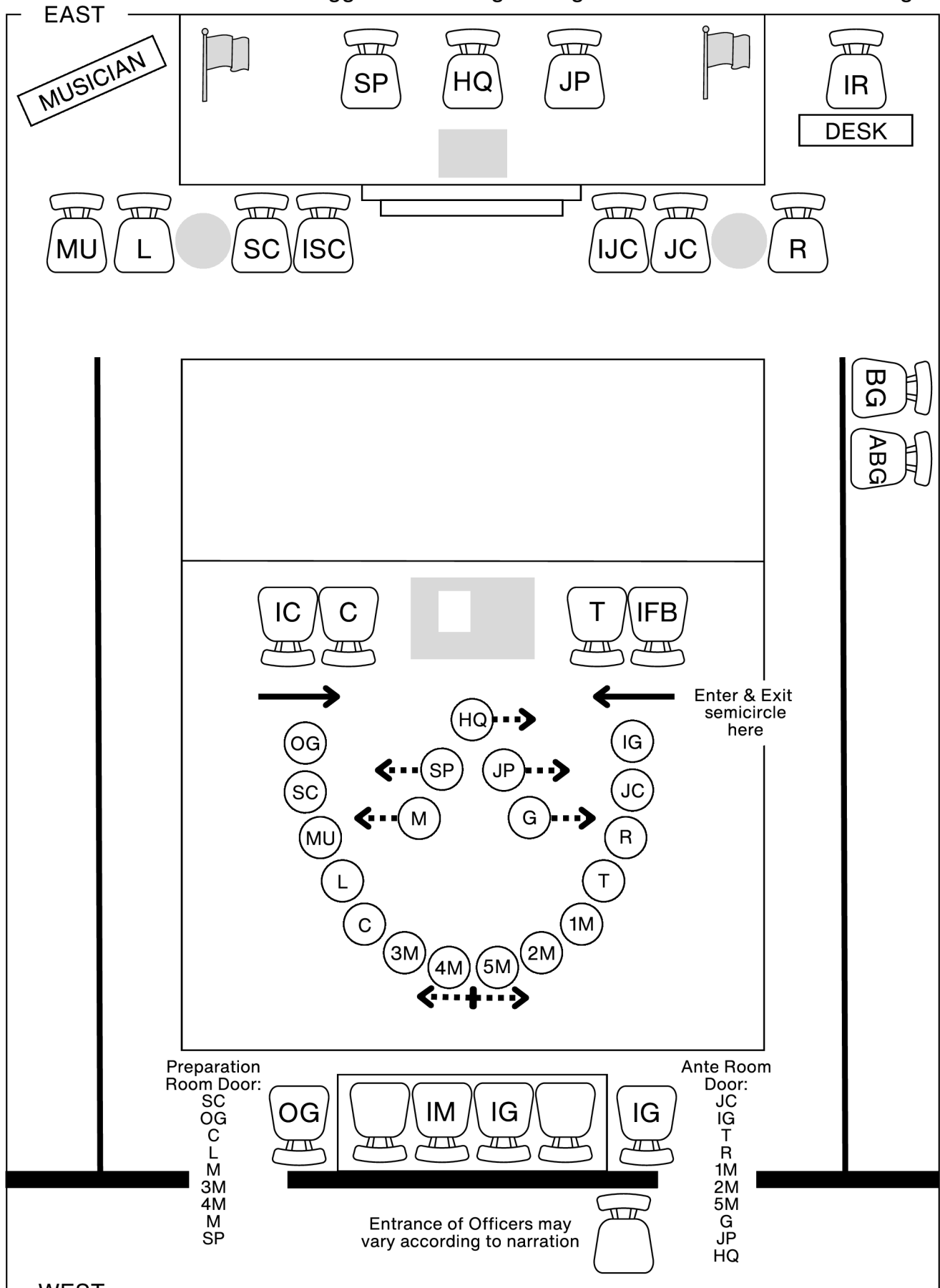
Suggested Seating Arrangement - Solid Triangle.



WEST

Diagram 33

Suggested Seating Arrangement - Semicircle with Triangle.



WEST

Diagram 34

Suggested Seating Arrangement - Double Cross.

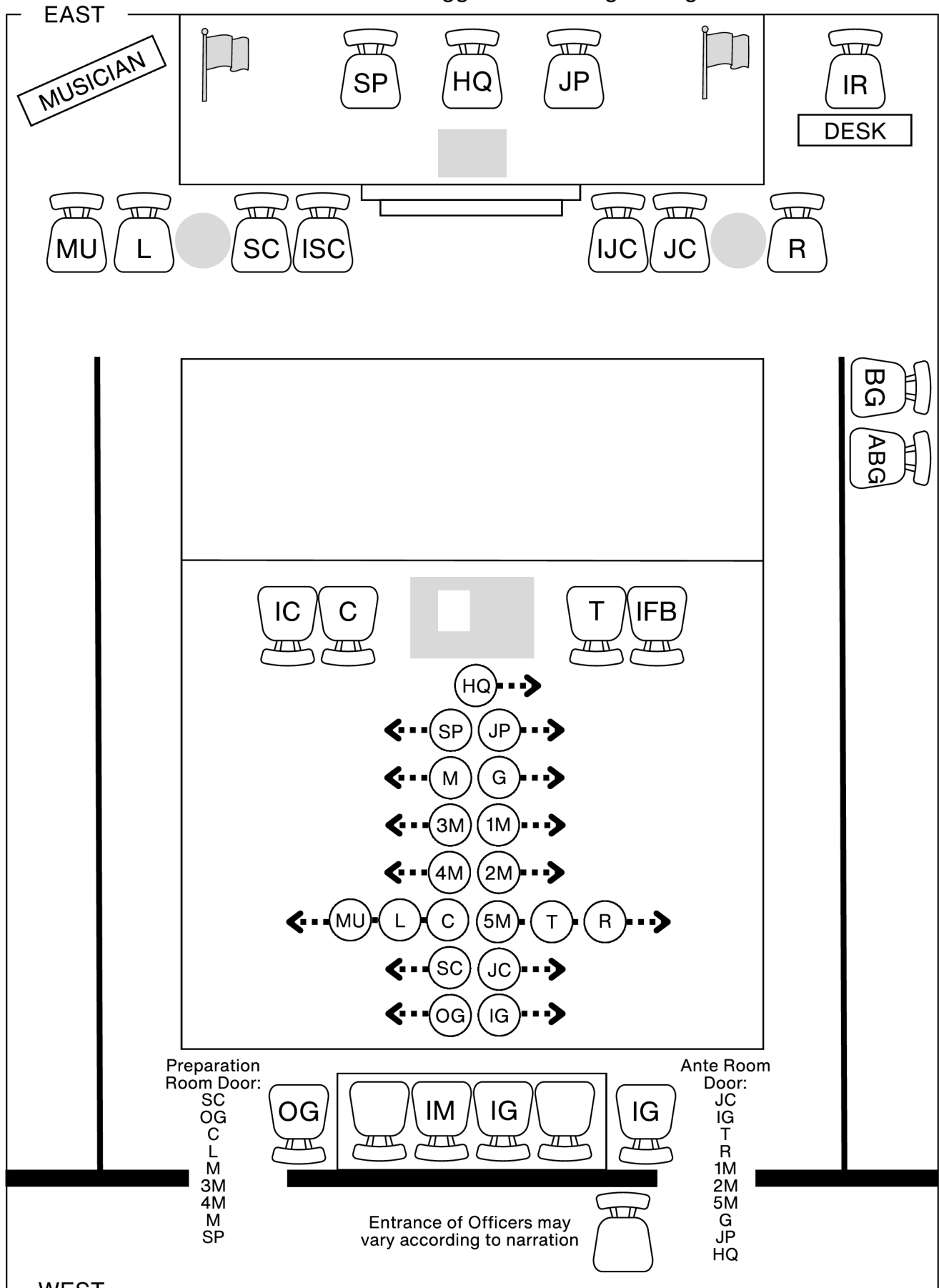
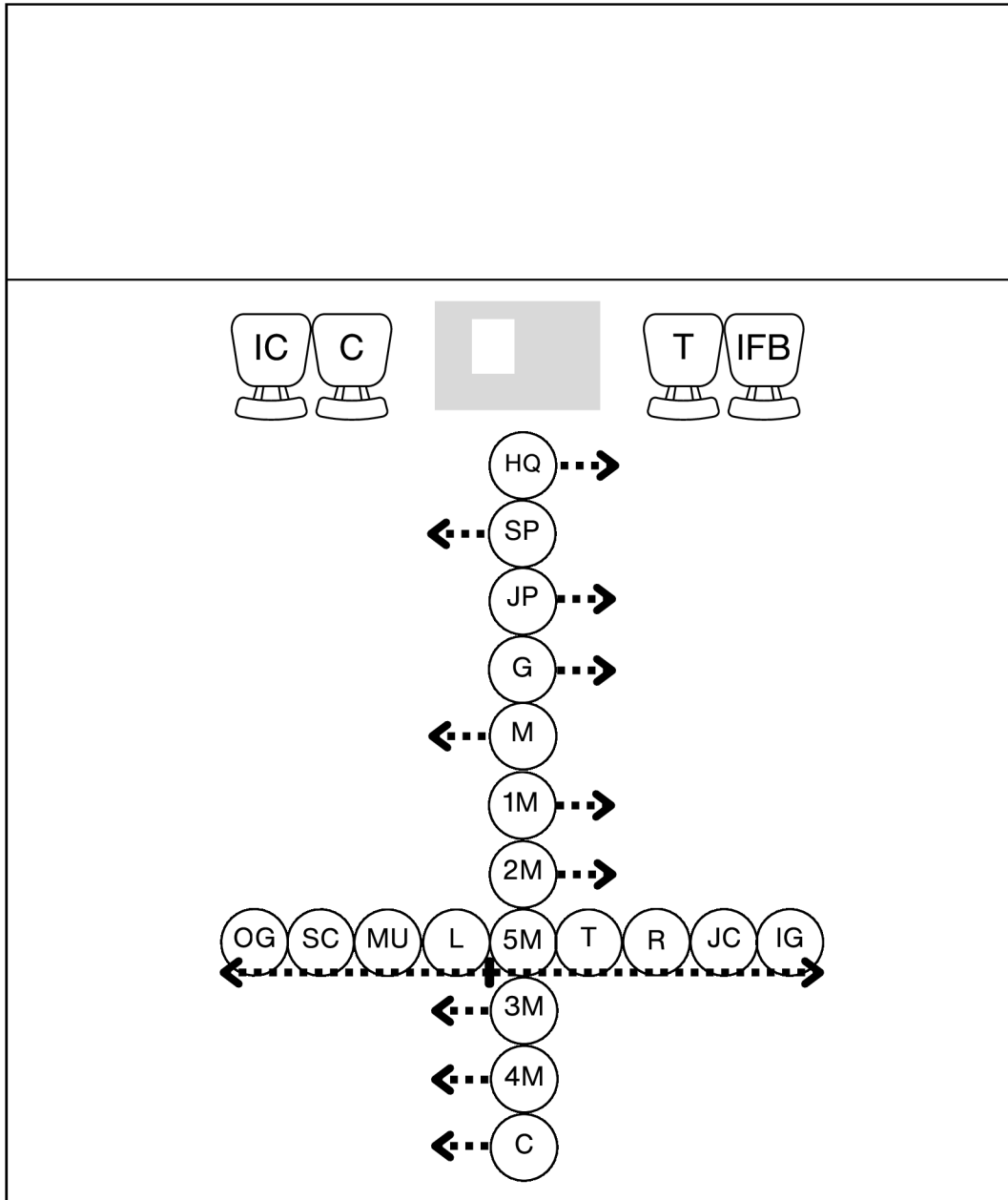


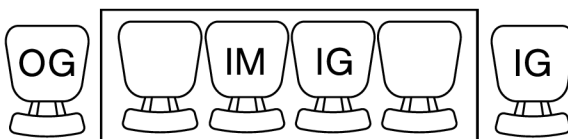
Diagram 36

Suggested Seating Arrangement - Single Cross.

EAST



Preparation Room Door:
 SC
 OG
 C
 L
 M
 3M
 4M
 M
 SP



Ante Room Door:
 JC
 IG
 T
 R
 1M
 2M
 5M
 G
 JP
 HQ

Entrance of Officers may vary according to narration

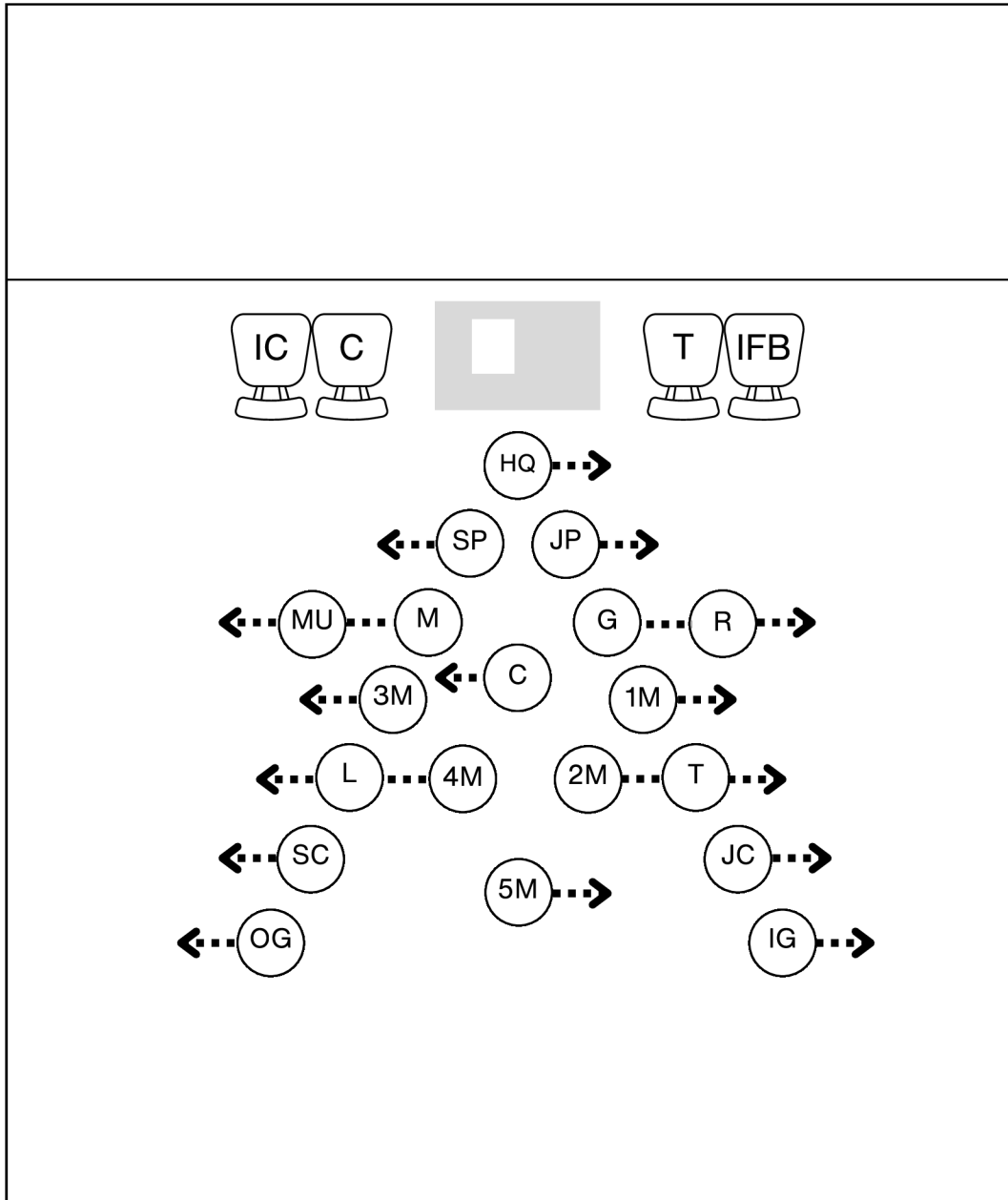


WEST

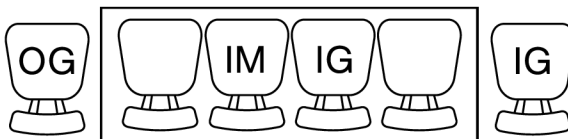
Diagram 37

Suggested Seating Arrangement - Square and Compass.

EAST



Preparation Room Door:
 SC
 OG
 C
 L
 M
 3M
 4M
 M
 SP



Ante Room Door:
 JC
 IG
 T
 R
 1M
 2M
 5M
 G
 JP
 HQ

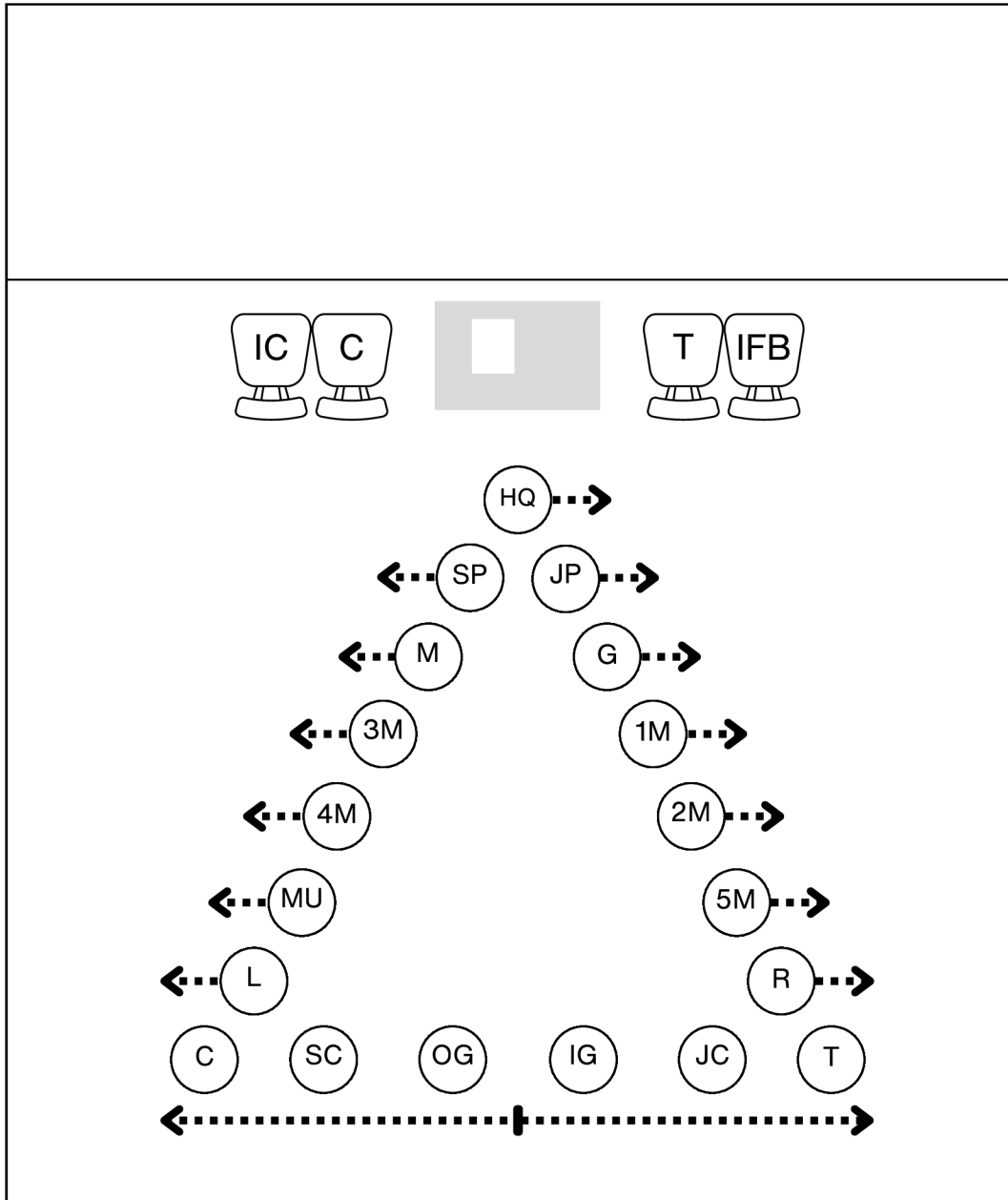
Entrance of Officers may vary according to narration



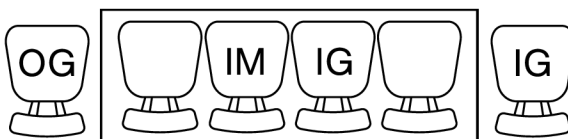
WEST

Suggested Seating Arrangement - Hallow Triangle.

EAST



Preparation Room Door:
 SC
 OG
 C
 L
 M
 3M
 4M
 M
 SP



Ante Room Door:
 JC
 IG
 T
 R
 1M
 2M
 5M
 G
 JP
 HQ

Entrance of Officers may vary according to narration



WEST

Majority Ceremony

Escort Daughters into Bethel Room.

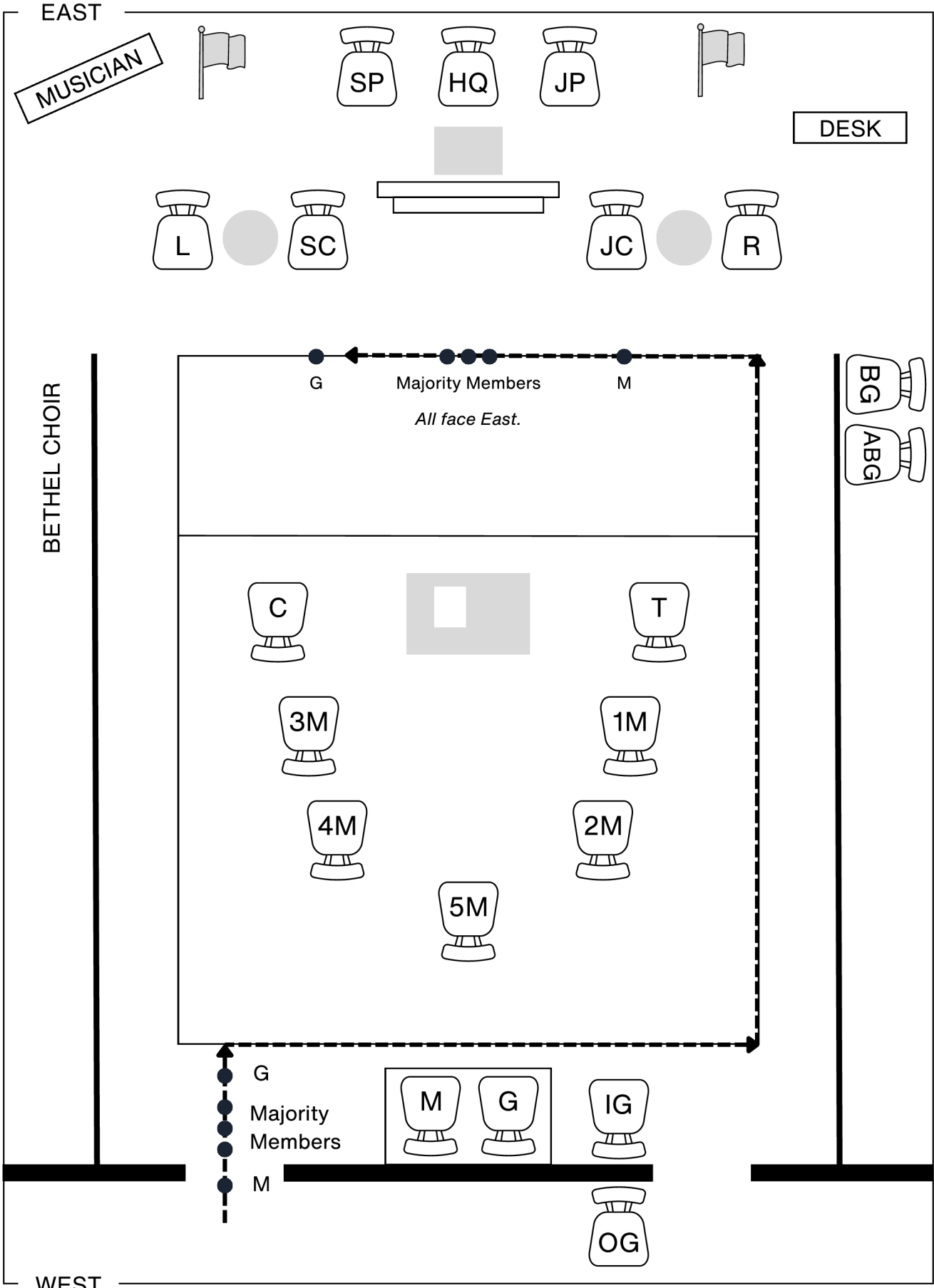


Diagram 40

Majority Ceremony

Escort Daughters West of Altar.

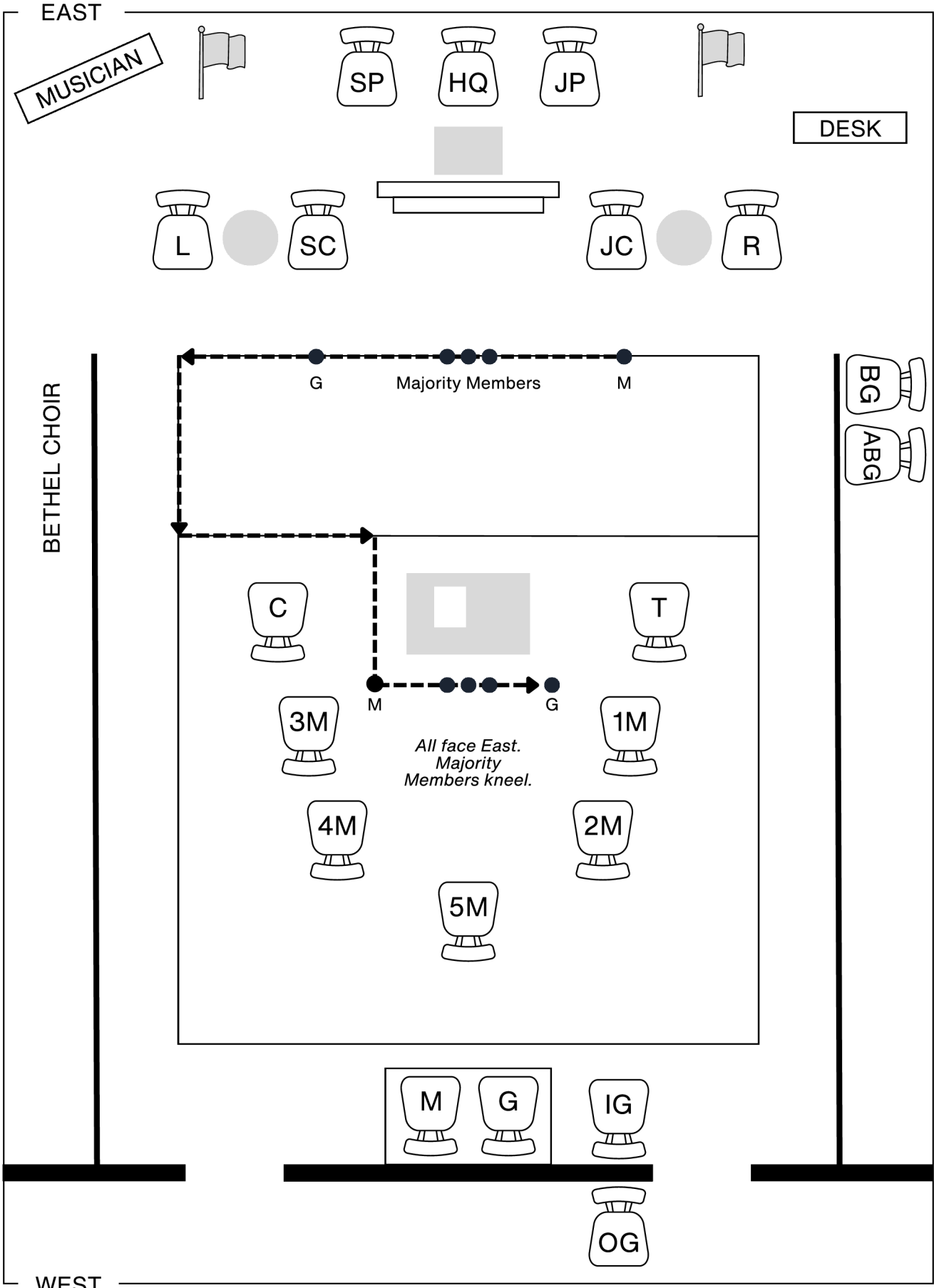


Diagram 41

Majority Ceremony
Escort Daughters East of Altar.

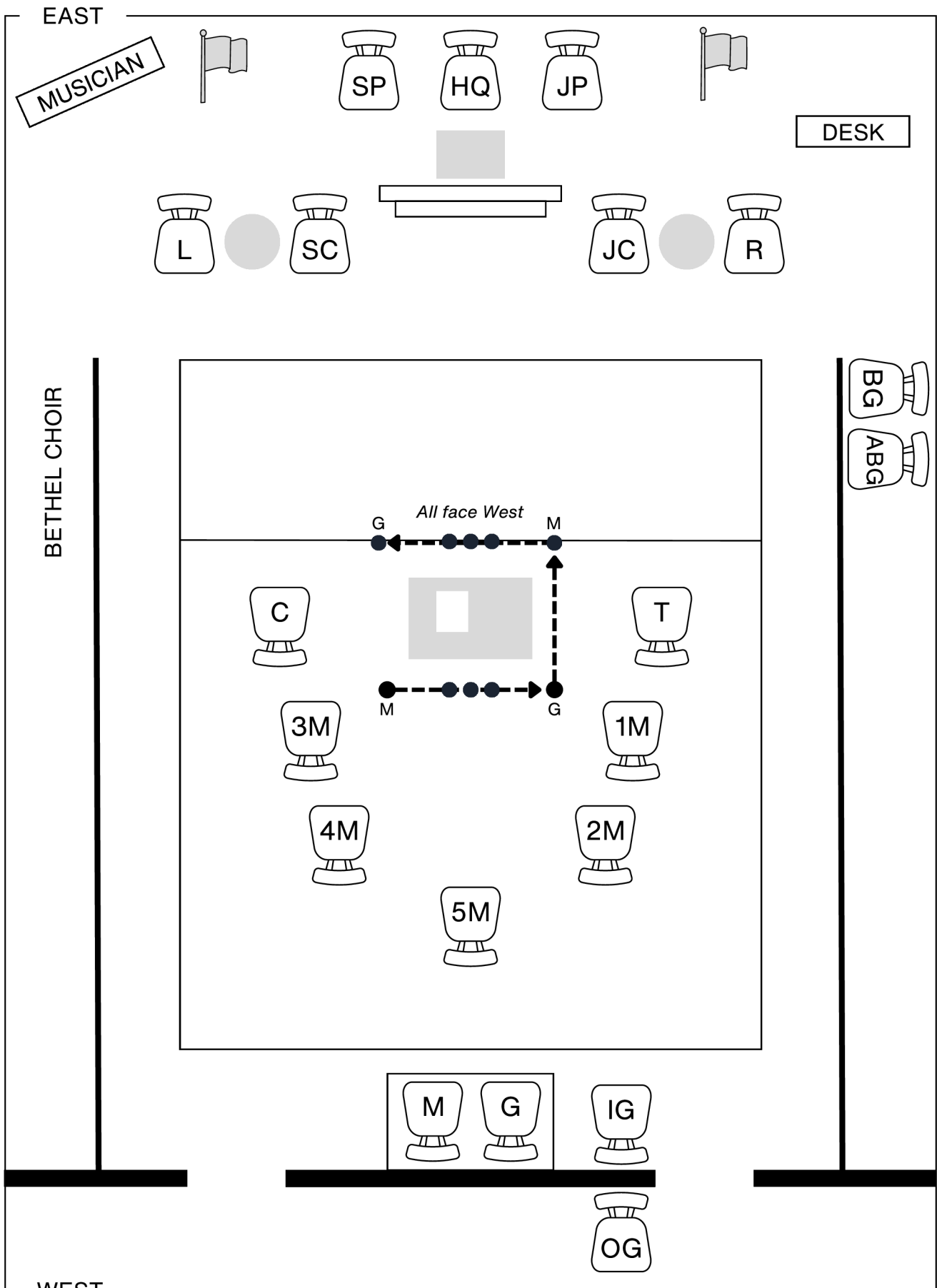


Diagram 42

Majority Ceremony

Escort Daughters to East Line.

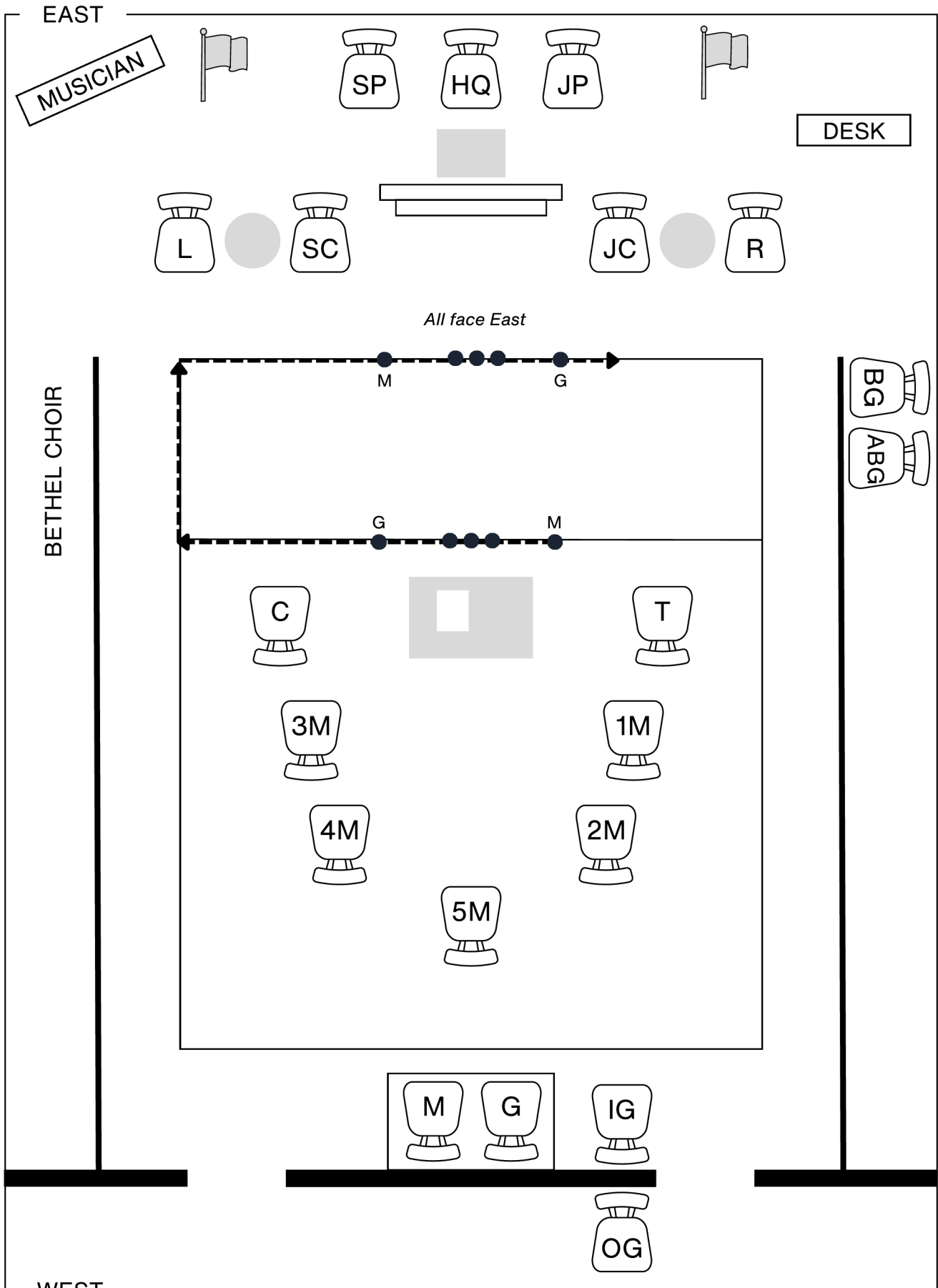


Diagram 43

Majority Ceremony

Guide & Marshal escort Daughters to seats reserved for them.

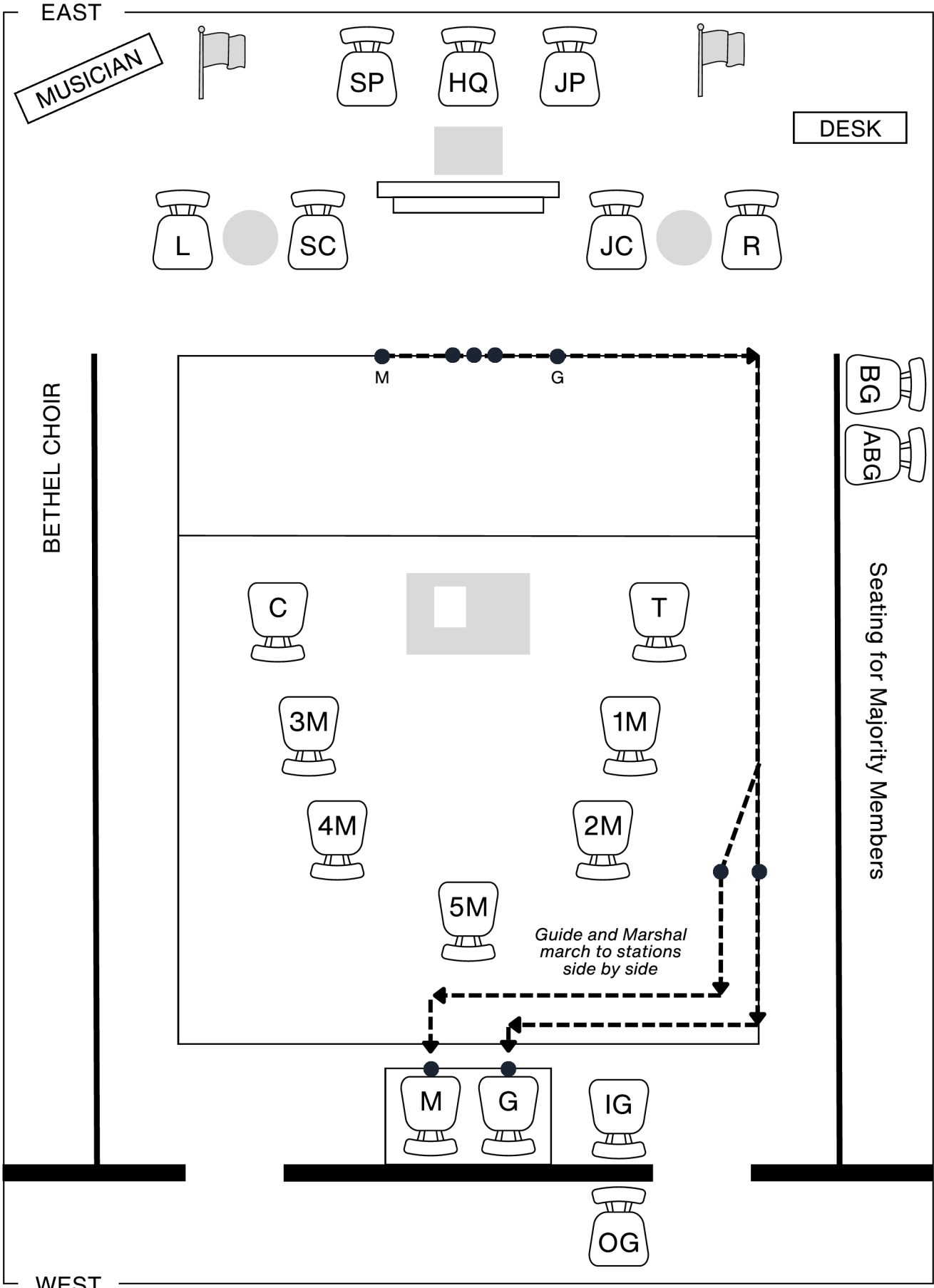


Diagram 44

Obligation Ceremony

Officers and members take positions for ceremony.

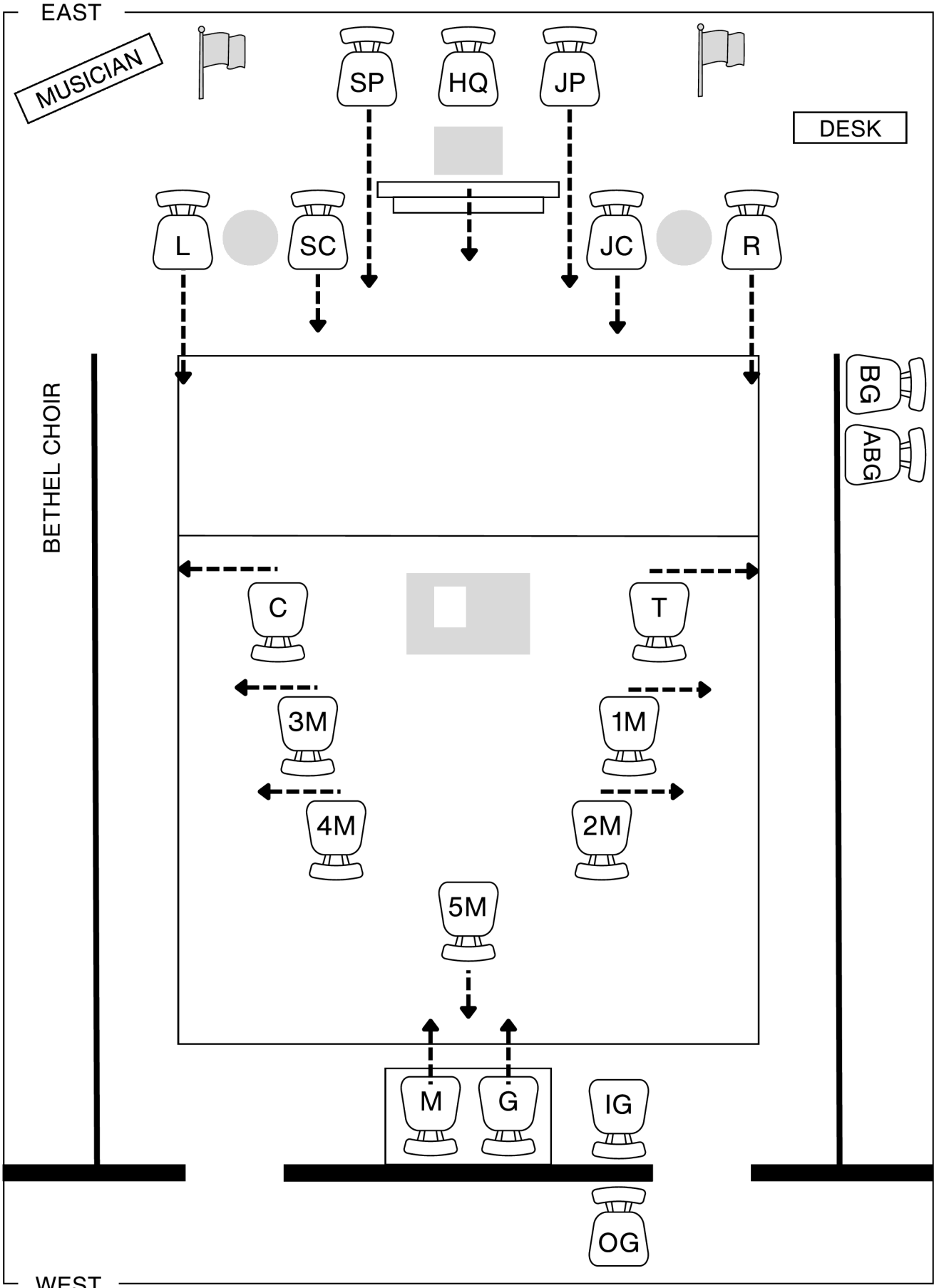


Diagram 45

Tribute to our Founder
Officers form triangle.

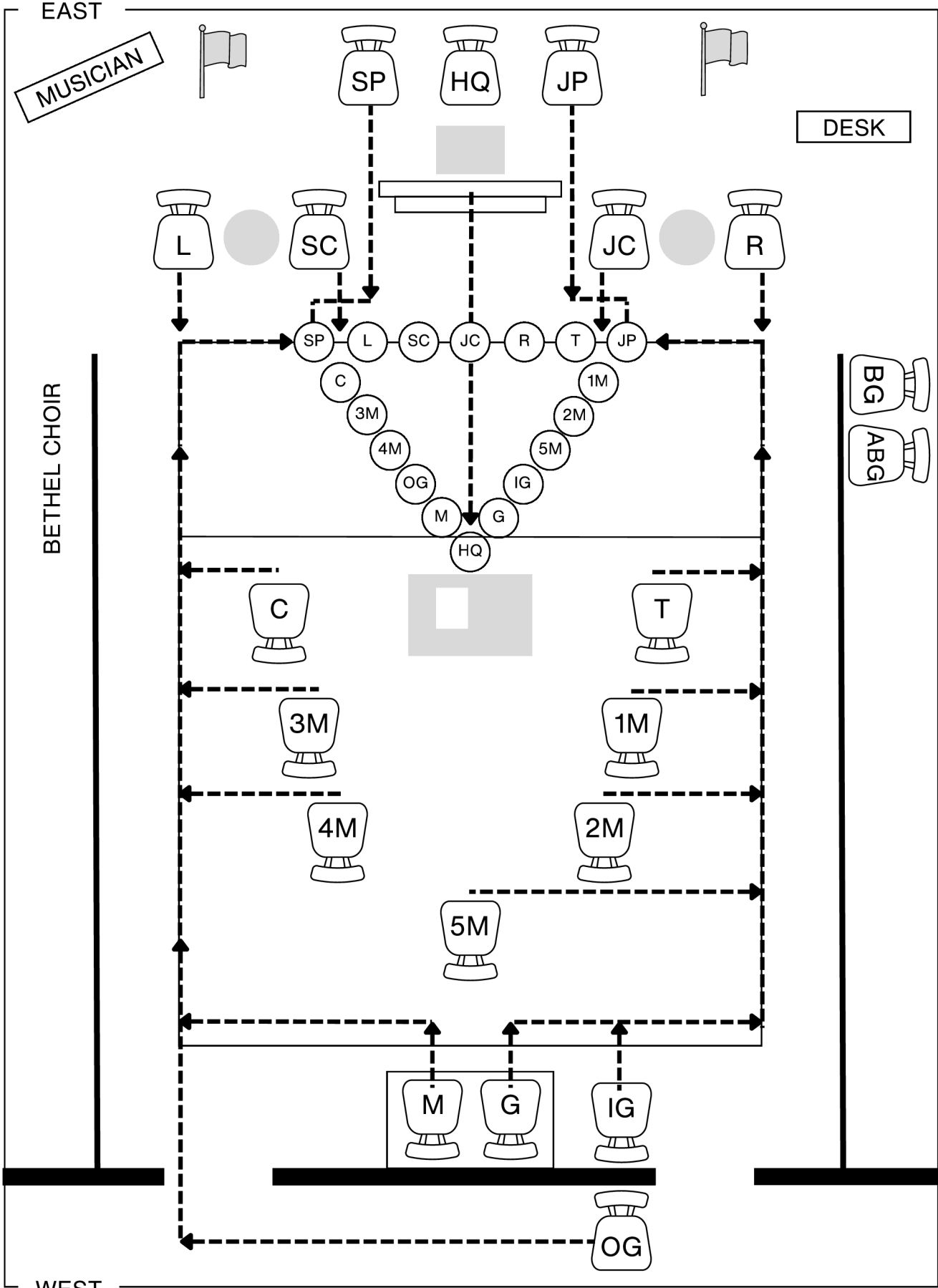
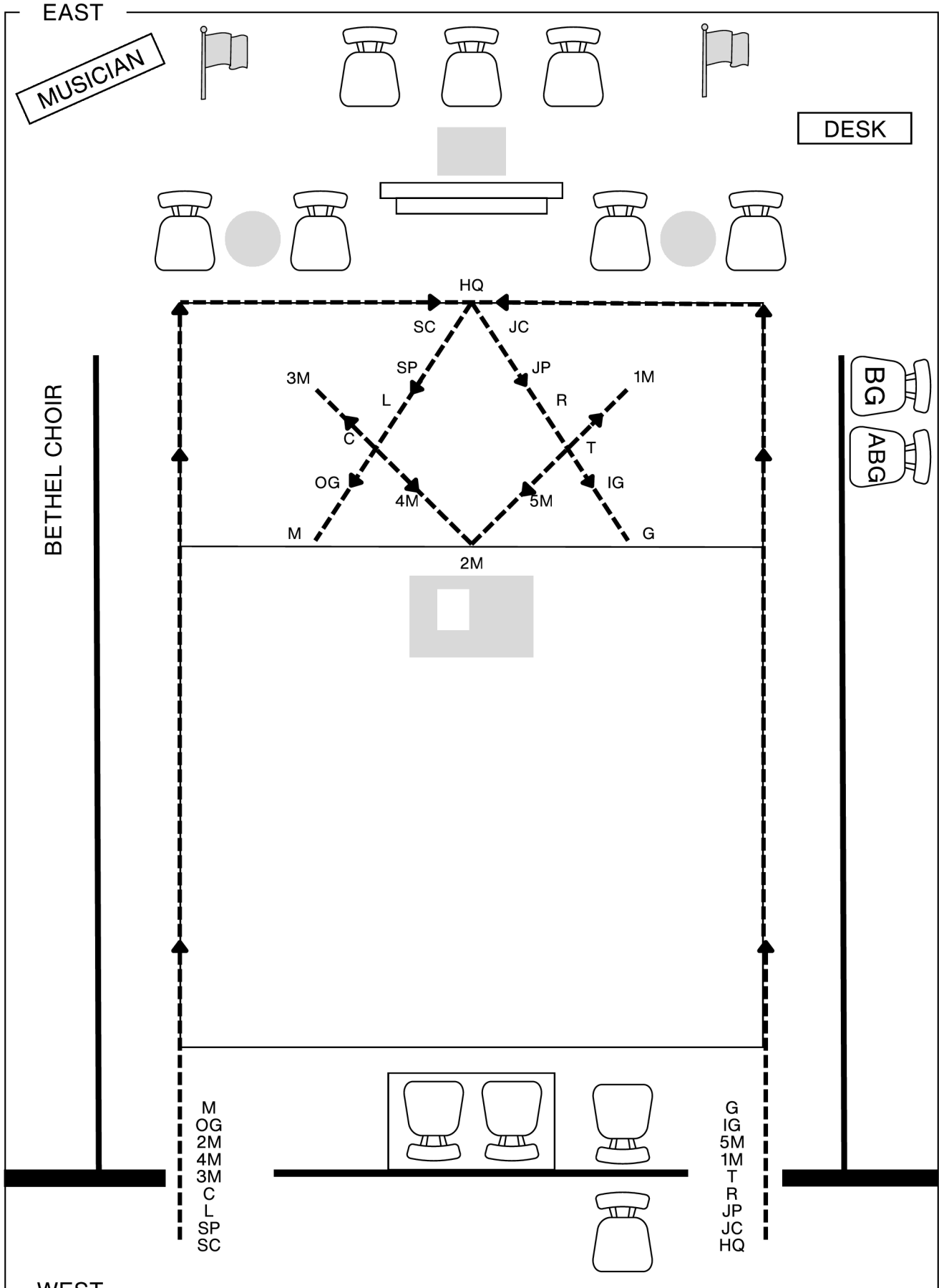


Diagram 46

Masonic Tribute

Officers form square and compass.



EAST

MUSICIAN

DESK

BETHEL CHOIR

WEST

Diagram 47

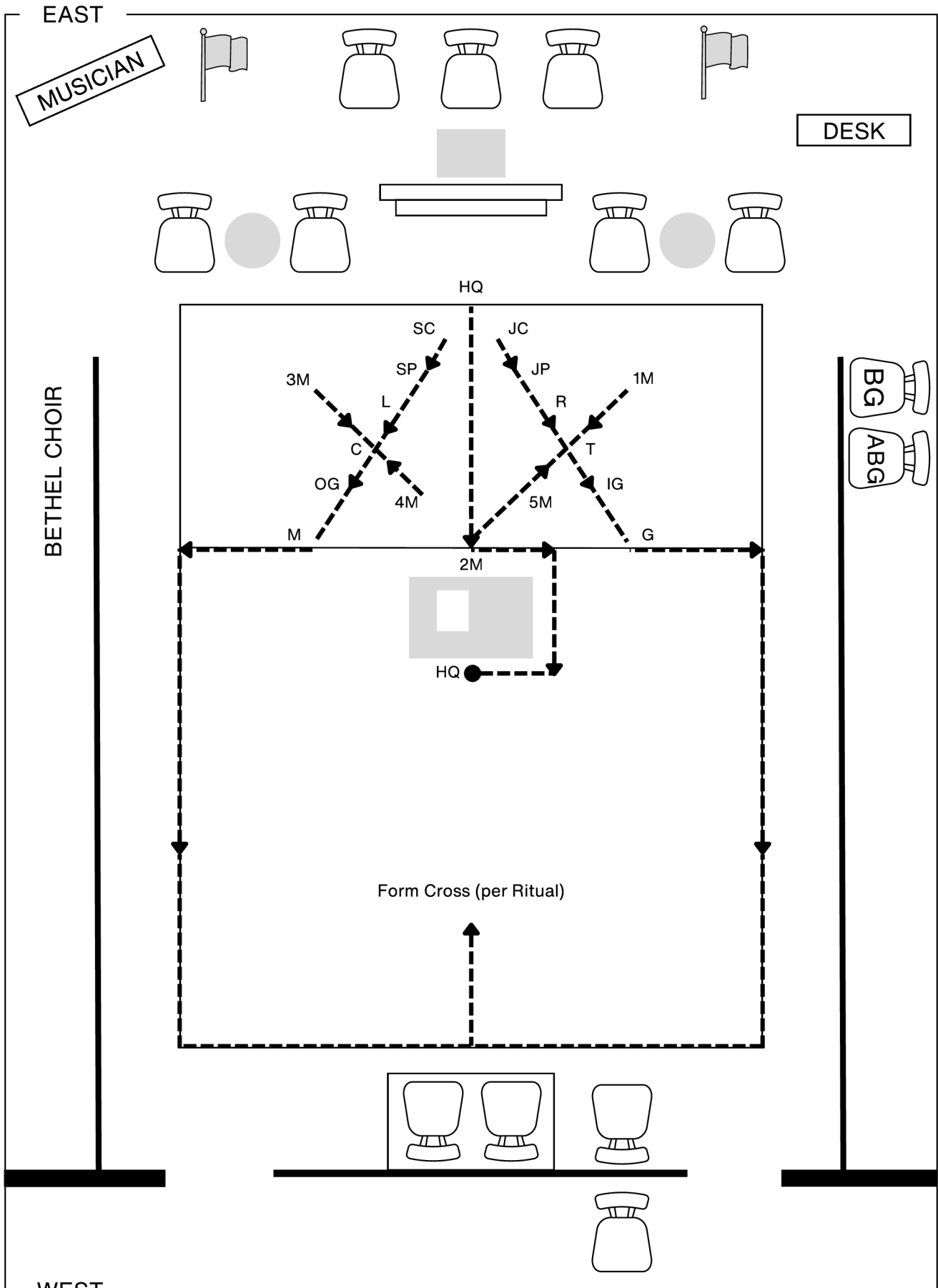
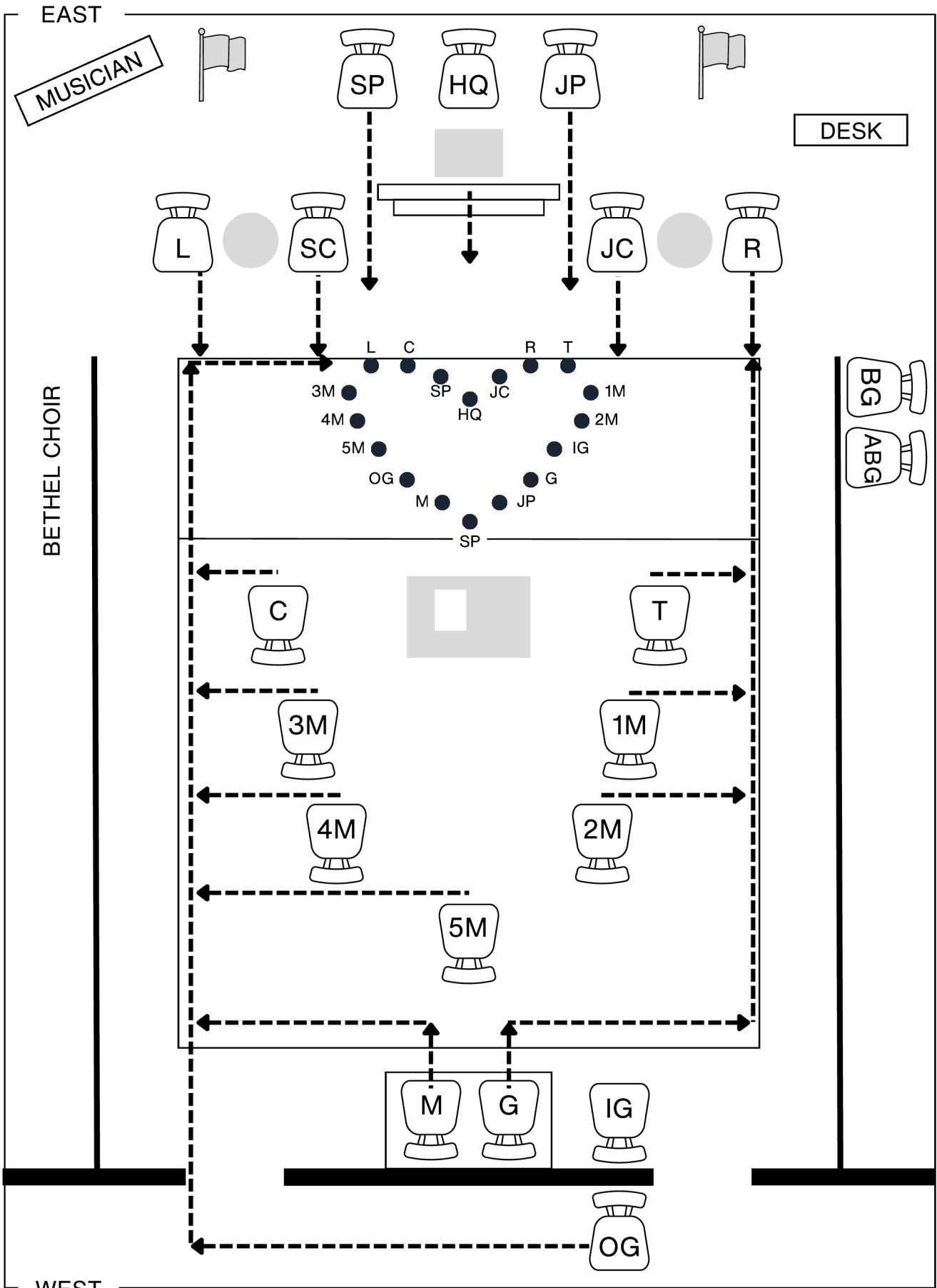


Diagram 48

Friendship Ceremony

Officers form heart.



WEST

Diagram 49

Definitions

Object of the order

The fundamental object of Job's Daughters can be found in the Constitution and Bylaws of JDI.

There are no paid organizers

Each Bethel is self-sustaining from its inception and Bethel activities are not allowed to interfere with church, home or school duties. Entertainment, in keeping with the high ideals of the Order is a feature of all Bethel activities and is under the supervision of the BGC.

Masonic Relationship Essential

Our relationship to the Masonic fraternity comes from being related to a Master Mason, or related to a Majority Member of Job's Daughters, or sponsorship by a Master Mason. Job's Daughters International is the only organization which requires this close relationship with the Masonic fraternity which creates a special bond with their members and ideals.

Majority Member

Each active member in good standing shall become a Majority Member upon becoming twenty (20) years of age, or married, or pregnant under that age, or identifies as male, and shall immediately receive gratis a certificate of Majority Membership. The member may receive the Majority Ceremony at such time as it is convenient. The member shall be entitled to all the rights and privileges of an active member except voting and holding office and shall be subject to the same discipline as an active member and shall be exempt from further payment of dues.

Educational Opportunities

Job's Daughters International maintains an Educational Fund from which Job's Daughters receive scholarships so that they may further their education at universities, colleges, technical or business schools of their choice (according to the Bylaws and Standard Operating Procedures (SOPs) of the Supreme/Grand Guardian Council).

Benevolent Projects

The HIKE Fund (Hearing Improvement Kids Endowment Fund, Inc.) is the official philanthropic project for Job's Daughters International. Members of Job's Daughters work together with adult volunteers to provide hearing devices for children who are hard-of-hearing and improve their quality of life. Job's Daughters also support Shrine Hospitals, Masonic Homes, and other projects. The Order encourages participation in these activities.

Government of the Order

The organized group to which the members belong, and their meeting place is known as a "Bethel", which means "Holy Place". The meeting place is frequently in a Masonic Temple. The affairs of the Bethel are directed by regularly initiated and affiliated members of the Order under the supervision of an adult advisory group composed of nine (9) members known as the Bethel Guardian Council (BGC).

The BGC is composed of five (5) Executive Members, one of whom must be a Master Mason in good standing (POL-BOT-2), and four (4) Associate Members. The BGC is under the jurisdiction of the SGC and/or under the Grand Guardian Council (GGC) (State, Province, Territory or Country). See Constitution, Bylaws, and SOPs.

Attendance of Adults

See Constitution, Bylaws, and SOPs (SOP-Bethel-9 Sec. 4)

Equality

One of the lessons learned in a Bethel is that of equality. Regardless of one's status outside, when within the Bethel all are equal, even to the wearing of identical white Grecian robes by Bethel Officers and Bethel Choir. No part of the work of Job's Daughters is hidden from those who should know what the members do and are taught. The Daughters preside over the business affairs of the Bethel and take an active part in all activities with the approval, guidance, and supervision of the BGC.

Robes

The Official Regalia of the Order is the white Grecian robe. See Constitution, Bylaws, and SOPs of JDI. (See SOP-Bethel-11) For instructions on "Organization of a Bethel" see SOP-Bethel-12.